

NON-UCITS RETAIL SCHEME

KEY INVESTOR INFORMATION



This document provides you with key investor information about this Fund. It is not marketing material. The information is required by law to help you understand the nature and the risks of investing in this Fund. You are advised to read it so you can make an informed decision about whether to invest.

Aviva Investors Multi-asset Core Fund I, Class 2, Accumulation shares, GBP, a sub-fund of the Aviva Investors Portfolio Funds ICVC (ISIN: GB00BMGWG97). The Fund is managed by Aviva Investors UK Fund Services Limited.

OBJECTIVES AND INVESTMENT POLICY

The Fund aims to grow your investment over the long term (5 years or more) through a combination of income and capital growth. The Fund targets an overall average return before charges and taxes of at least 0.30% greater than the performance benchmark per year, measured over 3-year rolling periods. The performance benchmark is a composite index, comprising 20% MSCI® All Countries World Index (Net) GBP and 80% Bloomberg Global Aggregate Bond Index Hedged GBP (the “**Performance Index**”). The Fund is managed to a “defensive” risk profile and aims to remain within a defined risk range of 16% to 24% of the volatility of “Global Equities”, targeting 20%. The benchmark we use to represent the volatility of “Global Equities” is MSCI® All Countries World Index (Net) GBP (the “**Volatility Index**”). Volatility is measured on an annualised basis, over 3-year rolling periods, using the volatility figures as at the end of each month.

Core Investment: The Fund will invest in a variety of global asset classes, namely shares of both developed and emerging market companies, bonds issued by companies, governments, or large institutional organisations in developed and emerging markets, cash and money market instruments. It will gain this exposure by investing directly in these assets, through the use of derivatives or investing in other funds (including funds managed by Aviva Investors companies). Derivatives may be used for investment purposes but will not materially alter the risk profile. They are also used to manage the Fund more efficiently and to reduce risk.

Other Investments: The Fund may also invest in property via real estate investment trusts, and indirectly in commodities, for example through another collective investment scheme, exchange traded commodity or a derivative.

Strategy: The Fund is actively managed and uses an asset allocation technique to blend asset classes for diversification aiming to provide returns consistent with the Fund’s “defensive” risk profile and return target. Based on a longer-term outlook, the Fund uses an asset allocation model which determines, within a range, the Fund’s allocation to the different asset classes. The asset mix of the Fund will be rebalanced on a periodic basis taking into account the results of the model, the “defensive” risk profile and market conditions. This means that the proportion of the portfolio allocated to each asset class is not fixed and may vary over time. For information on the current asset split, investors should refer to the latest Fund Fact Sheet. The Fund is part of a range of five multi asset core funds, each with their own risk profile, ranging from I (the lowest) to V (the highest). This Fund is number I in the range. For more information on these funds please refer to the prospectus.

This Fund is subject to Aviva Investors’ baseline exclusion policy. This policy excludes investment in companies engaged in economic activities in some sectors that, in Aviva Investors’ view, have sustainability risks that are so severe that providing investment funding to companies active in these sectors, is fundamentally misaligned with Aviva Investors’ approach. The baseline exclusion policy excludes investment in companies involved in manufacturing controversial weapons and tobacco production. The baseline exclusion policy also prohibits investment in companies that exceed a defined revenue threshold from activities including the production of arctic oil, civilian firearms, oil sands and thermal coal, and the distribution of tobacco products – please see Appendix 2 for information on these limited investment restrictions.

Sustainability Characteristics: The Fund does not have any sustainability-related investment objectives. The Investment Manager uses an “**ESG Approach**” when selecting: (i) shares in global companies in developed markets; and (ii) bonds issued by governments (“sovereigns”) in developed markets. Further information on the ESG Approach is outlined in the Funds Prospectus

Performance & Risk Measurement: The Fund does not base its investment process on either the Performance Index or the Volatility Index, so will not hold every asset in them, and may also hold assets that do not form part of them. The Fund’s returns could therefore be very different from those of the Performance Index and the Volatility Index. Volatility measures how much the returns of the Fund may fluctuate and is an indicator of the level of risk taken by the Investment Manager. There may be times when the Fund operates outside of its defined risk range. The MSCI® All Country World Index (Net) GBP comprises large and medium-sized companies, as determined by their market capitalisation, from both developed and emerging markets, and the index is designed to provide a broad measure of global equity market performance. The Bloomberg Global Aggregate Bond Index Hedged GBP is a measure of global investment grade debt from twenty-four local currency markets. The Performance Index and Volatility Index have been selected as an appropriate measure for the Funds performance and risk targets, because they are representative of the type of assets in which the Fund is likely to invest. For the purposes of calculating the 20%/80% weighting, the Performance Index is re-balanced as at the end of each month.

Note: MSCI makes no express or implied warranties or representations and shall have no liability whatsoever with respect to any MSCI data contained herein. The MSCI data may not be further redistributed or used as a basis for other indices or any securities or financial products. This report is not approved, endorsed, reviewed or produced by MSCI. None of the MSCI data is intended to constitute investment advice or a recommendation to make (or refrain from making) any kind of investment decision and may not be relied on as such.

Source: Bloomberg® and Bloomberg® Global Aggregate Bond Index Hedged GBP (the “Benchmark” or the “Index”) are service marks of Bloomberg Finance L.P. and its affiliates, including Bloomberg Index Services Limited (“BISL”), the administrator of the index (collectively, “Bloomberg”) and have been licensed for use for certain purposes by Aviva Investors UK Fund Services Limited. Bloomberg is not affiliated with Aviva Investors UK Fund Services Limited and Bloomberg does not approve, endorse, review, or recommend the, Aviva Investors Multi-asset Core Fund I. Bloomberg does not guarantee the timeliness, accuracy, or completeness of any data or information relating to Aviva Investors Multi-asset Core Fund I.

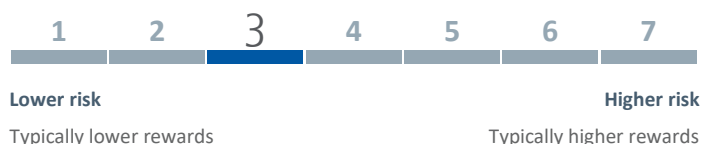
Other information: You can buy and sell shares on any London business day.

Recommendation: this Fund may not be appropriate for investors who plan to withdraw their money within 5 years.

This is an accumulation share class and any income from the Fund will remain in the Fund and is reflected in the share price.

For full investment objectives and policy details please refer to the Prospectus.

RISK AND REWARD PROFILE



This indicator is based on historical data, calculated using European Union rules, and may not be a reliable indication of the future risk profile of the Fund.

The risk and reward category shown is not guaranteed to remain unchanged and may change over time. The lowest category does not mean 'risk free'.

The value of investments and the income from them will change over time.

The Fund price may fall as well as rise and as a result you may not get back the original amount you invested.

The Fund has been allocated a risk number based on the higher of the historic volatility of its share price, the historic volatility of its current asset classes or its intended maximum risk levels.

Interest rate risk — bonds: When interest rates rise, bond values generally fall. This risk is generally greater for longer-term bonds and for bonds with higher credit quality.

Counterparty risk: The Fund could lose money if an entity with which it does business becomes unwilling or is unable to meet its obligations to the Fund.

Currency risk: Changes in currency exchange rates could reduce investment gains or increase investment losses. Exchange rates can change rapidly, significantly and unpredictably.

Default risk: Issuers of certain bonds or money market instruments could become unable to make payments on their bonds, causing a reduction in income to the Fund and also in the value of bonds held by the Fund. Under

extreme market or economic conditions, defaults could be widespread and their effect on Fund performance significant.

Derivatives risk: Derivatives are instruments that can be complex and highly volatile, have some degree of unpredictability (especially in unusual market conditions), and can create losses significantly greater than the cost of the derivative itself.

Emerging markets risk: Compared to developed markets, emerging markets can have greater political instability and limited investor rights and freedoms, and their securities can carry higher equity, market, liquidity, credit and currency risk.

Fixed Income Risk: Investments in fixed interest securities are impacted by market and credit risk and are sensitive to changes in interest rates and market expectations of future inflation. Bonds that produce a higher level of income usually have a greater risk of default.

Hedging risk: Any measures taken to offset specific risks will generate costs (which reduce performance), could work imperfectly or not at all, and if they do work will reduce opportunities for gain.

Equities Risk: Equities can lose value rapidly, can remain at low prices indefinitely, and generally involve higher risks — especially market risk — than bonds or money market instruments. Bankruptcy or other financial restructuring can cause the issuer's equities to lose most or all of their value.

Leverage risk: A small price decline on a "leveraged" underlying investment will create a correspondingly larger loss for the Fund. A high overall level of leverage and/or unusual market conditions could create significant losses for the Fund.

Target outcome risk: Any outcomes stated as targets are not guaranteed and may not be achieved.

Full information on the risks applicable to the Fund is detailed in the Prospectus.

CHARGES

One-off charges taken before or after you invest

Entry charge	None
Exit charge	None

Charges taken from the Fund over a year

Ongoing charges	0.15%
-----------------	-------

Charges taken from the Fund under certain specific conditions

Performance fee	None
-----------------	------

This is the maximum that might be taken out of your money before it is invested / before the proceeds of your investment are paid out.

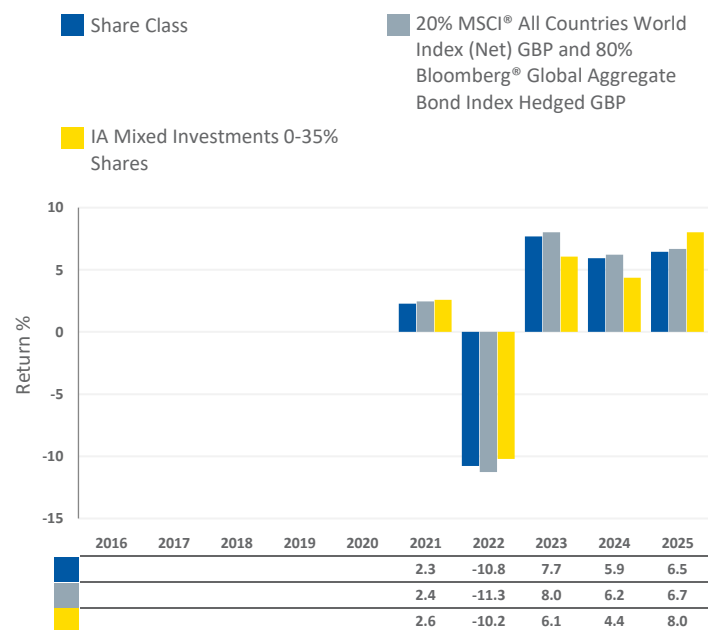
The charges you pay are used to pay the costs of running the Fund, including the costs of marketing and distributing it. These charges reduce the potential growth of your investment.

The entry and exit charges shown are maximum figures. In some cases (including when switching to other funds run by Aviva Investors UK Fund Services Limited) you might pay less – you can find the actual entry and exit charges from your financial adviser/distributor.

The ongoing charges figure is based on last year's expenses for the year ending 30 November 2025. The figure for ongoing charges excludes performance fees and portfolio transaction costs, except in the case of an entry/exit charge paid by the Fund when buying or selling units in another collective investment undertaking.

For more information about charges, including a full explanation of any performance fee (if applicable) please see the charges sections of the Fund's Prospectus.

PAST PERFORMANCE



Past performance is no guide to future performance.

The past performance shown in the chart opposite takes into account all charges except entry charges.

The Share Class was launched on 30 November 2020.

Performance is calculated in the Share Class currency which is GBP.

Source: Aviva Investors/Morningstar as at 31 December 2025.

PRACTICAL INFORMATION

Depository - J.P. Morgan Europe Limited

More practical information about the Fund and copies of the Prospectus and the latest annual and half yearly reports are available free of charge from Aviva Investors UK Fund Services Limited PO Box 10410, Chelmsford, CM99 2AY. These documents will be in English and cover the whole ICVC.

The latest published price of shares in the Fund and other information on the Fund, including how to buy and sell shares, is also available at www.avivainvestors.co.uk.

Shares other than Class 2 are offered by the Fund, as set out in the Prospectus.

You may switch between funds in the Aviva Investors Portfolio Funds ICVC. An entry charge may apply to a switch but it is normally waived on most funds other than the structured/defined return funds. Details on switching are provided in the Prospectus.

The Fund is subject to the tax laws and regulations of the United Kingdom. Depending on your own country of residence, this might have an impact on your investment.

The liabilities of the Fund are segregated and the assets of this Fund will not be used to pay debts of other funds.

Aviva Investors UK Fund Services Limited may be held liable solely on the basis of any statement contained in this document that is misleading, inaccurate or inconsistent with the relevant parts of the Prospectus for the Fund.

The details of the up-to-date remuneration policy of the Management Company, including the composition of its remuneration committee, a description of the key remuneration elements and an overview of how remuneration is determined, are available on the website www.avivainvestors.com. A paper copy of the remuneration policy can be made available upon request and free of charge at the Management Company's registered office.

The sub-fund launched on 30 November 2020, is authorised in the United Kingdom and regulated by The Financial Conduct Authority.

Aviva Investors UK Fund Services Limited is authorised in the United Kingdom and regulated by The Financial Conduct Authority.

NON-UCITS RETAIL SCHEME

KEY INVESTOR INFORMATION



This document provides you with key investor information about this Fund. It is not marketing material. The information is required by law to help you understand the nature and the risks of investing in this Fund. You are advised to read it so you can make an informed decision about whether to invest.

Aviva Investors Multi-asset Core Fund II, Class 2, Accumulation shares, GBP, a sub-fund of the Aviva Investors Portfolio Funds ICVC (ISIN: GB00BMGWH130). The Fund is managed by Aviva Investors UK Fund Services Limited.

OBJECTIVES AND INVESTMENT POLICY

The Fund aims to grow your investment over the long term (5 years or more) through a combination of income and capital growth. The Fund targets an overall average return before charges and taxes of at least 0.30% greater than the performance benchmark per year, measured over 3-year rolling periods. The performance benchmark is a composite index, comprising 45% MSCI® All Countries World Index (Net) GBP and 55% Bloomberg Global Aggregate Bond Index Hedged GBP (the "Performance Index"). The Fund is managed to a "cautious" risk profile and aims to remain within a defined risk range of 41% to 49% of the volatility of "Global Equities", targeting 45%. The benchmark we use to represent the volatility of "Global Equities" is MSCI® All Countries World Index (Net) GBP (the "Volatility Index"). Volatility is measured on an annualised basis, over 3-year rolling periods, using the volatility figures as at the end of each month.

Core Investment: The Fund will invest in a variety of global asset classes, namely shares of both developed and emerging market companies, bonds issued by companies, governments, or large institutional organisations in developed and emerging markets, cash and money market instruments. It will gain this exposure by investing directly in these assets, through the use of derivatives or investing in other funds (including funds managed by Aviva Investors companies). Derivatives may be used for investment purposes but will not materially alter the risk profile. They are also used to manage the Fund more efficiently and to reduce risk.

Other Investments: The Fund may also invest in property via real estate investment trusts, and indirectly in commodities, for example through another collective investment scheme, exchange traded commodity or a derivative.

Strategy: The Fund is actively managed and uses an asset allocation technique to blend asset classes for diversification aiming to provide returns consistent with the Fund's "cautious" risk profile and return target. Based on a longer-term outlook, the Fund uses an asset allocation model which determines, within a range, the Fund's allocation to the different asset classes. The asset mix of the Fund will be rebalanced on a periodic basis taking into account the results of the model, the "cautious" risk profile and market conditions. This means that the proportion of the portfolio allocated to each asset class is not fixed and may vary over time. For information on the current asset split, investors should refer to the latest Fund Fact Sheet. The Fund is part of a range of five multi asset core funds, each with their own risk profile, ranging from I (the lowest) to V (the highest). This Fund is number II in the range. For more information on these funds please refer to the prospectus.

This Fund is subject to Aviva Investors' baseline exclusion policy. This policy excludes investment in companies engaged in economic activities in some sectors that, in Aviva Investors' view, have sustainability risks that are so severe that providing investment funding to companies active in these sectors, is fundamentally misaligned with Aviva Investors' approach. The baseline exclusion policy excludes investment in companies involved in manufacturing controversial weapons and tobacco production. The baseline exclusion policy also prohibits investment in companies that exceed a defined revenue threshold from activities including the production of arctic oil, civilian firearms, oil sands and thermal coal, and the distribution of tobacco products – please see Appendix 2 for information on these limited investment restrictions.

Sustainability Characteristics: The Fund does not have any sustainability-related investment objectives. The Investment Manager uses an "ESG Approach" when selecting: (i) shares in global companies in developed markets; and (ii) bonds issued by governments ("sovereigns") in developed markets. Further information on the ESG Approach is outlined in the Funds Prospectus.

Performance & Risk Measurement: The Fund does not base its investment process on either the Performance Index or the Volatility Index, so will not hold every asset in them, and may also hold assets that do not form part of them. The Fund's returns could therefore be very different from those of the Performance Index and the Volatility Index. Volatility measures how much the returns of the Fund may fluctuate and is an indicator of the level of risk taken by the Investment Manager. There may be times when the Fund operates outside of its defined risk range. The MSCI® All Country World Index (Net) GBP comprises large and medium-sized companies, as determined by their market capitalisation (total market value of a company's outstanding shares), from both developed and emerging markets, and the index is designed to provide a broad measure of global equity market performance. The Bloomberg Global Aggregate Bond Index Hedged GBP is a measure of global investment grade debt from twenty-four local currency markets. The Performance Index and Volatility Index have been selected as an appropriate measure for the Funds performance and risk targets, because they are representative of the type of assets in which the Fund is likely to invest. For the purposes of calculating the 45%/55% weighting, the Performance Index is re-balanced as at the end of each month.

Note: MSCI makes no express or implied warranties or representations and shall have no liability whatsoever with respect to any MSCI data contained herein. The MSCI data may not be further redistributed or used as a basis for other indices or any securities or financial products. This report is not approved, endorsed, reviewed or produced by MSCI. None of the MSCI data is intended to constitute investment advice or a recommendation to make (or refrain from making) any kind of investment decision and may not be relied on as such.

Source: Bloomberg® and Bloomberg® Global Aggregate Bond Index Hedged GBP (the "Benchmark" or the "Index") are service marks of Bloomberg Finance L.P. and its affiliates, including Bloomberg Index Services Limited ("BISL"), the administrator of the index (collectively, "Bloomberg") and have been licensed for use for certain purposes by Aviva Investors UK Fund Services Limited. Bloomberg is not affiliated with Aviva Investors UK Fund Services Limited, and Bloomberg does not approve, endorse, review, or recommend the Aviva Investors Multi-asset Core Fund II. Bloomberg does not guarantee the timeliness, accurateness, or completeness of any data or information relating to Aviva Investors Multi-asset Core Fund II.

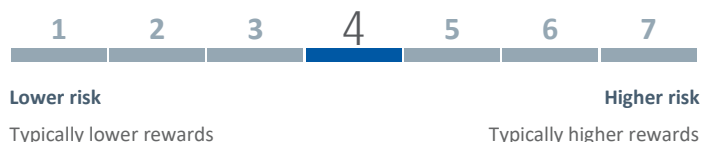
Other information: You can buy and sell shares on any London business day.

Recommendation: this Fund may not be appropriate for investors who plan to withdraw their money within 5 years.

This is an accumulation share class and any income from the Fund will remain in the Fund and is reflected in the share price.

For full investment objectives and policy details please refer to the Prospectus.

RISK AND REWARD PROFILE



This indicator is based on historical data, calculated using European Union rules, and may not be a reliable indication of the future risk profile of the Fund.

The risk and reward category shown is not guaranteed to remain unchanged and may change over time. The lowest category does not mean 'risk free'.

The value of investments and the income from them will change over time.

The Fund price may fall as well as rise and as a result you may not get back the original amount you invested.

The Fund has been allocated a risk number based on the higher of the historic volatility of its share price, the historic volatility of its current asset classes or its intended maximum risk levels.

Interest rate risk — bonds: When interest rates rise, bond values generally fall. This risk is generally greater for longer-term bonds and for bonds with higher credit quality.

Counterparty risk: The Fund could lose money if an entity with which it does business becomes unwilling or is unable to meet its obligations to the Fund.

Currency risk: Changes in currency exchange rates could reduce investment gains or increase investment losses. Exchange rates can change rapidly, significantly and unpredictably.

Default risk: Issuers of certain bonds or money market instruments could become unable to make payments on their bonds, causing a reduction in income to the Fund and also in the value of bonds held by the Fund. Under

extreme market or economic conditions, defaults could be widespread and their effect on Fund performance significant.

Derivatives risk: Derivatives are instruments that can be complex and highly volatile, have some degree of unpredictability (especially in unusual market conditions), and can create losses significantly greater than the cost of the derivative itself.

Emerging markets risk: Compared to developed markets, emerging markets can have greater political instability and limited investor rights and freedoms, and their securities can carry higher equity, market, liquidity, credit and currency risk.

Fixed Income Risk: Investments in fixed interest securities are impacted by market and credit risk and are sensitive to changes in interest rates and market expectations of future inflation. Bonds that produce a higher level of income usually have a greater risk of default.

Hedging risk: Any measures taken to offset specific risks will generate costs (which reduce performance), could work imperfectly or not at all, and if they do work will reduce opportunities for gain.

Equities Risk: Equities can lose value rapidly, can remain at low prices indefinitely, and generally involve higher risks — especially market risk — than bonds or money market instruments. Bankruptcy or other financial restructuring can cause the issuer's equities to lose most or all of their value.

Leverage risk: A small price decline on a "leveraged" underlying investment will create a correspondingly larger loss for the Fund. A high overall level of leverage and/or unusual market conditions could create significant losses for the Fund.

Target outcome risk: Any outcomes stated as targets are not guaranteed and may not be achieved.

Full information on the risks applicable to the Fund is detailed in the Prospectus.

CHARGES

One-off charges taken before or after you invest

Entry charge	None
Exit charge	None

Charges taken from the Fund over a year

Ongoing charges	0.15%
-----------------	-------

Charges taken from the Fund under certain specific conditions

Performance fee	None
-----------------	------

This is the maximum that might be taken out of your money before it is invested / before the proceeds of your investment are paid out.

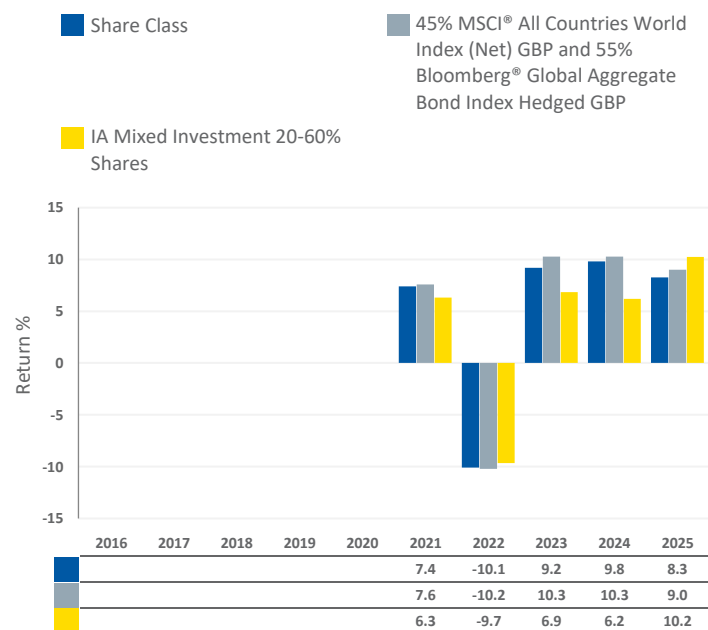
The charges you pay are used to pay the costs of running the Fund, including the costs of marketing and distributing it. These charges reduce the potential growth of your investment.

The entry and exit charges shown are maximum figures. In some cases (including when switching to other funds run by Aviva Investors UK Fund Services Limited) you might pay less – you can find the actual entry and exit charges from your financial adviser/distributor.

The ongoing charges figure is based on last year's expenses for the year ending 30 November 2025. The figure for ongoing charges excludes performance fees and portfolio transaction costs, except in the case of an entry/exit charge paid by the Fund when buying or selling units in another collective investment undertaking.

For more information about charges, including a full explanation of any performance fee (if applicable) please see the charges sections of the Fund's Prospectus.

PAST PERFORMANCE



Past performance is no guide to future performance.

The past performance shown in the chart opposite takes into account all charges except entry charges.

The Share Class was launched on 30 November 2020.

Performance is calculated in the Share Class currency which is GBP.

Source: Aviva Investors/Morningstar as at 31 December 2025.

PRACTICAL INFORMATION

Depository - J.P. Morgan Europe Limited

More practical information about the Fund and copies of the Prospectus and the latest annual and half yearly reports are available free of charge from Aviva Investors UK Fund Services Limited PO Box 10410, Chelmsford, CM99 2AY. These documents will be in English and cover the whole ICVC.

The latest published price of shares in the Fund and other information on the Fund, including how to buy and sell shares, is also available at www.avivainvestors.co.uk.

Shares other than Class 2 are offered by the Fund, as set out in the Prospectus.

You may switch between funds in the Aviva Investors Portfolio Funds ICVC. An entry charge may apply to a switch but it is normally waived on most funds other than the structured/defined return funds. Details on switching are provided in the Prospectus.

The Fund is subject to the tax laws and regulations of the United Kingdom. Depending on your own country of residence, this might have an impact on your investment.

The liabilities of the Fund are segregated and the assets of this Fund will not be used to pay debts of other funds.

Aviva Investors UK Fund Services Limited may be held liable solely on the basis of any statement contained in this document that is misleading, inaccurate or inconsistent with the relevant parts of the Prospectus for the Fund.

The details of the up-to-date remuneration policy of the Management Company, including the composition of its remuneration committee, a description of the key remuneration elements and an overview of how remuneration is determined, are available on the website www.avivainvestors.com. A paper copy of the remuneration policy can be made available upon request and free of charge at the Management Company's registered office.

The sub-fund launched on 30 November 2020, is authorised in the United Kingdom and regulated by The Financial Conduct Authority.

Aviva Investors UK Fund Services Limited is authorised in the United Kingdom and regulated by The Financial Conduct Authority.

This document provides you with key investor information about this Fund. It is not marketing material. The information is required by law to help you understand the nature and risks of investing in this Fund. You are advised to read it so you can make an informed decision about whether to invest.

MyMap 3 Fund

A sub-fund of BlackRock Investment Funds

Class D Income GBP

ISIN: GB00BFBFYC88

Manager: BlackRock Fund Managers Limited

Objectives and Investment Policy

- ▶ The Fund is a fund in a series of MyMap funds and the number allocated to the Fund does not directly relate to the level of risk or return within the Fund and is used simply to differentiate the Fund from the other MyMap branded funds in the BlackRock Investment Funds umbrella.
- ▶ The aim of the Fund is to provide, over five year periods, a return on your investment (generated through an increase in the value of the assets held by the Fund and/or income received from those assets) through an actively managed portfolio, whilst also maintaining a risk profile (i.e. an evaluation of the risks (e.g. risk of losses) associated with the portfolio) for the Fund of 3%-6%.
- ▶ The risk profile of the Fund's portfolio, for this purpose, is measured as the volatility (i.e. the degree of fluctuation) of the Fund's returns converted into an annual rate, over a five year period. Generally, the higher the volatility, the riskier the investment.
- ▶ Although the Fund aims to achieve its investment objective, there is no guarantee that this will be achieved, and the Fund may experience loss. The Fund's risk profile may fall outside the stated range from time to time. There can be no guarantee that the Fund will maintain the target level of risk, especially during periods of unusually high or low volatility in the equity and fixed income markets. The Fund's potential gains and losses are likely to be constrained by the aim to stay within the predefined risk profile. The Fund's capital is at risk, meaning that the Fund could suffer a decrease in value and the value of your investment could decrease as a result.
- ▶ The Fund will seek to achieve its investment exposure by investing predominantly (more than 80% of the Fund's net asset value) in units of other funds, including, but not limited to exchange traded funds and other index funds managed by an affiliate of the BlackRock Group.
- ▶ At any one time, a substantial amount, or even all of the Fund's assets may be held in units of other funds.
- ▶ The Fund will seek to achieve its investment objective by obtaining indirect exposure to a variety of asset classes globally, including equity securities (e.g. shares), fixed income securities (such as corporate bonds and government bonds), cash and near cash instruments (such as money market instruments (i.e. debt securities with short term maturities)).
- ▶ The Fund will seek to stay within the stated risk profile by varying its asset allocations (i.e. mix of assets) in different market conditions. Given the lower risk profile of the Fund, under normal market conditions the Fund will seek a greater exposure to fixed income securities and near cash instruments (which are generally considered to be less risky compared to equity securities), compared to a fund with a higher risk profile which would seek to have a greater exposure to equity securities (which are generally considered to be more risky compared to fixed income securities and near cash instruments).
- ▶ The Fund may hold up to 15% of the Fund's net asset value indirectly in alternative asset classes (such as, but not limited to real estate and commodities (i.e. precious metals)).
- ▶ The Fund may also invest directly in financial derivative instruments (i.e. investments the prices of which are based on one or more underlying assets) cash, near cash instruments, and forward transactions, for investment purposes and for the purposes of efficient portfolio management, including to hedge currency exposure to enable the Fund to profit from changes in currency exchange rates against the base currency of the Fund.
- ▶ The Fund is actively managed and the investment manager has discretion to select the Fund's investments and is not constrained by any benchmark in this process.
- ▶ Recommendation: This Fund may not be appropriate for short-term investment.
- ▶ Your units will be income units (i.e. dividend income will be paid semi-annually on the units).
- ▶ Your units will be denominated in Sterling, the Fund's base currency.
- ▶ You can buy and sell your units daily. The minimum initial investment for this unit class is £100,000.

For more information on the Fund, share/unit classes, risks and charges, please see the Fund's prospectus, available on the product pages at www.blackrock.com

Risk and Reward Profile



- ▶ This indicator is based on historical data and may not be a reliable indication of the future risk profile of the Fund.
- ▶ The risk category shown is not guaranteed and may change over time.
- ▶ The lowest category does not mean risk free.
- ▶ The Fund is rated four due to the nature of its investments which include the risks listed below. These factors may impact the value of the Fund's investments or expose the Fund to losses.
 - Credit risk, changes to interest rates and/or issuer defaults will have a significant impact on the performance of fixed income securities. Potential or actual credit rating downgrades may increase the level of risk.
 - Currency Risk: The Fund invests in other currencies. Changes in exchange rates will therefore affect the value of the investment.
 - The value of equities and equity-related securities can be affected by daily stock market movements. Other influential factors include political, economic news, company earnings and significant corporate events.
- ▶ Particular risks not adequately captured by the risk indicator include:
 - Counterparty Risk: The insolvency of any institutions providing services such as safekeeping of assets or acting as counterparty to derivatives or other instruments, may expose the Fund to financial loss.
 - Credit Risk: The issuer of a financial asset held within the Fund may not pay income or repay capital to the Fund when due.
 - Liquidity Risk: Lower liquidity means there are insufficient buyers or sellers to allow the Fund to sell or buy investments readily.

Charges

The charges are used to pay the costs of running the Fund, including the costs of marketing and distributing it. These charges reduce the potential growth of your investment.

The entry and exit charges shown are maximum figures. In some cases you might pay less. Please refer to your financial advisor or the distributor for the actual entry and exit charges.

*Subject to a charge of up to 2% paid into the Fund where the Manager suspects excessive trading by an investor.

The ongoing charges figure is based on expenses for the twelve month period ending 31 December 2025. This figure may vary from year to year. It excludes portfolio trade-related costs, except costs paid to the custodian and any entry/exit charge paid to an underlying collective investment scheme (if any).

** To the extent the Fund undertakes securities lending to reduce costs, the Fund will receive 62.5% of the associated revenue generated and the remaining 37.5% will be received by BlackRock as the securities lending agent. As securities lending revenue sharing does not increase the costs of running the Fund, this has been excluded from the ongoing charges.

One-off charges taken before or after you invest	
Entry Charge	None
Exit Charge	None*

This is the maximum that might be taken out of your money before it is invested or before proceeds of your investments are paid out.

Charges taken from the Fund over each year	
Ongoing Charges	0.17%**
Charges taken from the Fund under certain conditions	
Performance Fee	None

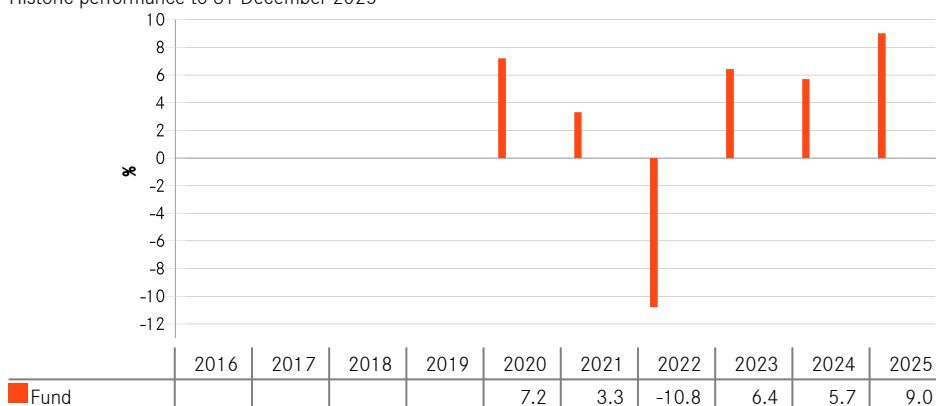
Past Performance

Past performance is not a guide to future performance.

The chart shows the Fund's annual performance in GBP for each full calendar year over the period displayed in the chart. It is expressed as a percentage change of the Fund's net asset value at each year-end. The Fund was launched in 2019. The unit class was launched in 2019.

Performance is shown after deduction of ongoing charges. Any entry/exit charges are excluded from the calculation.

Historic performance to 31 December 2025



Practical Information

- ▶ The trustee and depositary of the Fund is The Bank of New York Mellon (International) Limited, which also acts as custodian.
- ▶ Further information about the Fund can be obtained from the latest annual report and half-yearly reports of the Fund. These documents are available free of charge in English. These can be found, along with other information, such as unit prices, on the BlackRock website at www.blackrock.com or by calling Investor Services on 0800 44 55 22.
- ▶ Investors should note that the tax legislation that applies to the Fund may have an impact on the personal tax position of your investment in the Fund.
- ▶ The Fund is a sub-fund of BIF, an umbrella structure comprising different subfunds. This document is specific to the Fund and unit class stated at the beginning of this document. However, the Fund's prospectus, annual and half-yearly reports are prepared for the BIF umbrella.
- ▶ BlackRock Fund Managers Limited may be held liable solely on the basis of any statement contained in this document that is misleading, inaccurate or inconsistent with the relevant parts of the Fund's prospectus.
- ▶ Under UK law, BIF has segregated liability between its sub-funds (i.e. the Fund's assets will not be used to discharge the liabilities of other sub-funds within BIF). In addition, the Fund's assets are held separately from the assets of other sub-funds.
- ▶ Investors may switch their units in the Fund for units in another sub-fund within BIF, subject to meeting certain conditions as set out in the prospectus.
- ▶ The Remuneration Policy of the Management Company, which describes how remuneration and benefits are determined and awarded, and the associated governance arrangements, is available at www.blackrock.com/Remunerationpolicy or on request from the registered office of the Management Company.

Non-UCITS retail scheme Key Investor Information

This document provides you with key investor information about this Fund. It is not marketing material. The information is required by law to help you understand the nature and the risks of investing in this Fund. You are advised to read it so you can make an informed decision about whether to invest.

Global Strategy Cautious Portfolio

a sub-fund of HSBC OpenFunds, (the "OEIC");
managed by HSBC Asset Management (Fund Services UK) Limited

Class: Income C
ISIN: GB00B84L8664

Explanations of terms shown within the objectives and policy in bold, can be found within the glossary on the HSBC Global Asset Management (UK) Limited website: <http://www.assetmanagement.hsbc.com>.

Objectives and Investment Policy

- The Fund aims to provide **growth** in line with its risk profile in the long term, which is a period of 5 years or more.
- This is one of a range of **actively managed** Global Strategy Portfolios offered at five different risk levels. The Fund is rated as 1, where 1 is a lower level of risk and 5 is a higher level of risk.
- The level of risk stated is to allow investors to compare the risk relative to other Global Strategy Portfolios. This differs from the Risk and reward profile below, which we are required to provide by regulation and which allows investors to compare the risk for different types of funds.
- As the Fund is managed with the aim of maximising **returns** in line with its long term risk profile any potential **returns** are likely to be limited by the risk profile of the Fund.
- To achieve its objective the Fund will invest a minimum of 50% in other funds, including funds which aim to track the performance of **market indices**. The other funds will in turn invest in a range of asset types such as shares of companies (**equities**), **bonds** and property that make up the index. The Fund will be invested across global markets and typically the Fund will have a bias towards asset types that focus on **bonds**.
- The funds that the Fund invests in will, where possible, be those managed by the **HSBC Group**. Where this isn't possible the Fund may invest in funds managed by other fund providers.
- The Fund may invest up to 50% of its value directly in asset types such as **bonds** where the investment objective can be more efficiently achieved, as well as cash.
- The Fund aims to meet its objective with a focus on lower ongoing charges. This is taken into consideration when deciding which asset classes the Fund will invest in and how the Fund achieves exposure to those asset classes.

- The **asset allocation** of each fund in the range reflects the risk level. Under typical market conditions, the **asset allocation** of the Fund will be as follows: **Equities**: 10-40%, **Bonds**: 60-90%, Other asset types, including cash: 0-25%. These percentages will fluctuate based upon market movement and adjustments to the **asset allocation** to enable the Fund to meet its aim.


Use of Benchmarks

- The Fund is actively managed in line with its risk profile instead of being managed with reference to a benchmark. The performance of the Fund is compared against the performance of funds that are part of the Morningstar Allocation 0-20% Equity Category, with both **returns** and **volatility** considered in the comparison.

Use of Derivatives

- The Fund may invest in different types of **derivatives** for **efficient portfolio management** purposes, including **hedging**, and for broader investment purposes to help the Fund meet its objective. In particular **derivatives** will be used to reduce or increase the Fund's exposure to different types of assets and to reduce the risk associated with movements in the rate of exchange between Sterling and other currencies in which the Fund's assets may be held. The Fund does not intend to use **derivatives** extensively and their use will be consistent with the risk profile of the Fund.
- Income is distributed.
- You may sell your investment on any business day by contacting the administrator before the dealing deadline at 12pm.
- Recommendation: this Fund may not be appropriate for investors who plan to withdraw their money within a period of 5 years.

Risk and Reward Profile



The risk and reward indicator is based on historical data and may not be a reliable indication of the future risk profile of the Fund.

The risk and reward category shown is not guaranteed to remain unchanged and may shift over time. The lowest category does not mean a risk-free investment.

Why is this Fund in this specific category?

This Fund is classified in category 4 because its price or simulated data has shown medium fluctuations historically.

Material risks not fully captured by the Risk and Reward Indicator:

- Counterparty Risk** The possibility that the counterparty to a transaction may be unwilling or unable to meet its obligations.
- Credit Risk** A bond or money market security could lose value if the issuer's financial health deteriorates.
- Default Risk** The issuers of certain bonds could become unwilling or unable to make payments on their bonds.
- Derivatives Risk** Derivatives can behave unexpectedly. The pricing and volatility of many derivatives may diverge from strictly reflecting the pricing or volatility of their underlying reference(s), instrument or asset.

- Emerging Markets Risk** Emerging markets are less established, and often more volatile, than developed markets and involve higher risks, particularly market, liquidity and currency risks.
- Exchange Rate Risk** Changes in currency exchange rates could reduce or increase investment gains or investment losses, in some cases significantly.
- Interest Rate Risk** When interest rates rise, bond values generally fall. This risk of this happening is generally greater the longer the maturity of a bond investment and the higher its credit quality.
- Investment Fund Risk** Investing in other funds involves certain risks an investor would not face if investing in markets directly. Governance of underlying assets can be the responsibility of third-party managers.
- Investment Leverage Risk** Investment Leverage occurs when the economic exposure is greater than the amount invested, such as when derivatives are used. A Fund that employs leverage may experience greater gains and/or losses due to the amplification effect from a movement in the price of the reference source.
- Liquidity Risk** Liquidity is a measure of how easily the Fund's holdings can be quickly converted to cash. The value of the Fund's holdings may be significantly impacted by liquidity risk during adverse market conditions.
- Operational Risk** Operational errors may affect transactions, valuation, accounting, financial reporting and other processes relating to the Fund.

Charges

The charges you pay are used to pay the running costs of the Fund, including the marketing and distribution costs. These charges reduce the potential growth of the investment.

One-off charges taken before or after you invest

Entry charge	0.00%
Exit charge	0.00%

This is the maximum that might be taken out of your money before it is invested or before the proceeds of your investment are paid out.

Charges taken from the Fund over a year

Ongoing charge	0.21%
----------------	-------

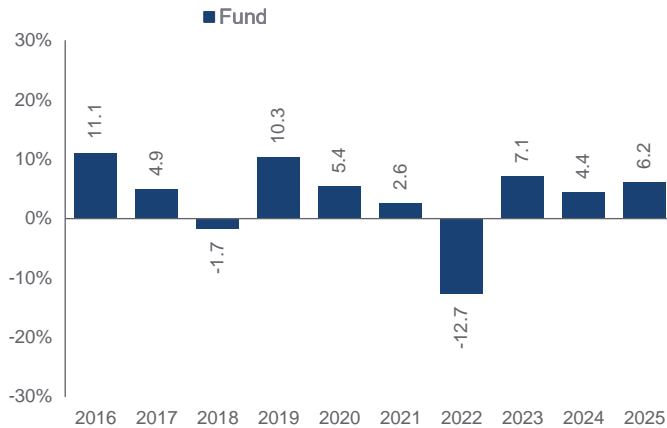
Charges taken from the Fund under certain specific conditions

Performance fee	None
-----------------	------

- The entry and exit charges shown are the maximum that may be charged. In some cases you may pay less. You can obtain the actual charges from your financial adviser.
- A conversion charge may be payable.
- The ongoing charges figure is based on last year's expenses for the year ending 15/10/2025. Charges may vary from year to year.

Further information on Charges can be found in the "Fees and Expenses" section of the Fund's Prospectus.

Past Performance



- Past performance is not a guide to future performance; the value of your investment and any income from it can go down as well as up.
- Performance returns are based on the net asset value with distributable income reinvested. Past performance takes account of all ongoing charges but not entry, exit or conversion charges.
- The past performance of this share class is calculated in GBP.
- The Fund was launched on 17 October 2011.

Practical Information

Depositary

State Street Trustees Limited.

Further information

Further information about the OEIC including the latest Prospectus, latest published prices of shares, annual report and half yearly report and, where applicable, the SDR Consumer Facing Disclosure may be obtained free of charge, in English, from the Administrator, HSBC Asset Management (Fund Services UK) Limited, Sunderland SR43 4BF or by visiting www.assetmanagement.hsbc.com. The most recent Prospectus is available in English. This document describes a single share class of the OEIC. The Prospectus, annual and half yearly reports are prepared for the entire OEIC.

Share classes

Other share classes are available, as detailed in the Prospectus. It is possible to convert your shares into a different share class or switch your shares into a different Fund within the OEIC. Details of how to do this are in the Prospectus (please note an initial charge may apply).

Remuneration Policy

The Remuneration Policy of the Authorised Corporate Director, which describes the remuneration practices and governance arrangements for UCITS and AIFMD Authorised entities, is available at www.assetmanagement.hsbc.com (please select "About Us" then "Our Governance" then "Remuneration Practices and Governance Arrangements for UCITS and AIFMD Authorised Entities") or on request free of charge from the Administrator.

Tax

UK tax legislation may have an impact on your personal position.

Segregated liability

The OEIC is an umbrella investment company with segregated liability between Funds. This means that the holdings of one Fund are kept separate from the holdings of the other Funds and your investment in the Fund cannot be used to pay the liabilities of any other Fund.

The Fund is authorised in the United Kingdom and regulated by the Financial Conduct Authority. HSBC Asset Management (Fund Services UK) Limited is authorised in the United Kingdom and regulated by the Financial Conduct Authority.

This key investor information is accurate as at 17 February 2026.

Non-UCITS retail scheme Key Investor Information

This document provides you with key investor information about this Fund. It is not marketing material. The information is required by law to help you understand the nature and the risks of investing in this Fund. You are advised to read it so you can make an informed decision about whether to invest.

Global Strategy Conservative Portfolio

a sub-fund of HSBC OpenFunds, (the "OEIC");
managed by HSBC Asset Management (Fund Services UK) Limited

Class: Income C
ISIN: GB00BYVXBJ14

Explanations of terms shown within the objectives and policy in bold, can be found within the glossary on the HSBC Global Asset Management (UK) Limited website: <http://www.assetmanagement.hsbc.com>.

Objectives and Investment Policy

- The Fund aims to provide **growth** in line with its risk profile in the long term, which is a period of 5 years or more.
- This is one of a range of **actively managed** Global Strategy Portfolios offered at five different risk levels. The Fund is rated as 2, where 1 is a lower level of risk and 5 is a higher level of risk.
- The level of risk stated is to allow investors to compare the risk relative to other Global Strategy Portfolios. This differs from the Risk and reward profile below, which we are required to provide by regulation and which allows investors to compare the risk for different types of funds.
- As the Fund is managed with the aim of maximising **returns** in line with its long term risk profile any potential **returns** are likely to be limited by the risk profile of the Fund.
- To achieve its objective the Fund will invest a minimum of 70% in other funds, including funds which aim to track the performance of **market indices**. The other funds will in turn invest in a range of asset types such as shares of companies (**equities**), **bonds** and property that make up the index. The Fund will be invested across global markets and typically the Fund will have a bias towards asset types that focus on **bonds**.
- The funds that the Fund invests in will, where possible, be those managed by the **HSBC Group**. Where this isn't possible the Fund may invest in funds managed by other fund providers.
- The Fund may invest up to 30% of its value directly in asset types such as **bonds** where the investment objective can be more efficiently achieved, as well as cash.
- The Fund aims to meet its objective with a focus on lower ongoing charges. This is taken into consideration when deciding which asset classes the Fund will invest in and how the Fund achieves exposure to those asset classes.

- The **asset allocation** of each fund in the range reflects the risk level. Under typical market conditions, the **asset allocation** of the Fund will be as follows: **Equities**: 25-50%, **Bonds**: 40-75%, Other asset types, including cash: 0-25%. These percentages will fluctuate based upon market movement and adjustments to the **asset allocation** to enable the Fund to meet its aim.


Use of Benchmarks

- The Fund is actively managed in line with its risk profile instead of being managed with reference to a benchmark. The performance of the Fund is compared against the performance of funds that are part of the Morningstar Allocation 20-40% Equity Category, with both **returns** and **volatility** considered in the comparison.

Use of Derivatives

- The Fund may invest in different types of **derivatives** for **efficient portfolio management** purposes, including **hedging**, and for broader investment purposes to help the Fund meet its objective. In particular **derivatives** will be used to reduce or increase the Fund's exposure to different types of assets and to reduce the risk associated with movements in the rate of exchange between Sterling and other currencies in which the Fund's assets may be held. The Fund does not intend to use **derivatives** extensively and their use will be consistent with the risk profile of the Fund.
- Income is distributed.
- You may sell your investment on any business day by contacting the administrator before the dealing deadline at 12pm.
- Recommendation: this Fund may not be appropriate for investors who plan to withdraw their money within a period of 5 years.

Risk and Reward Profile



The risk and reward indicator is based on historical data and may not be a reliable indication of the future risk profile of the Fund.

The risk and reward category shown is not guaranteed to remain unchanged and may shift over time. The lowest category does not mean a risk-free investment.

Why is this Fund in this specific category?

This Fund is classified in category 4 because its price or simulated data has shown medium fluctuations historically.

Material risks not fully captured by the Risk and Reward Indicator:

- Counterparty Risk** The possibility that the counterparty to a transaction may be unwilling or unable to meet its obligations.
- Credit Risk** A bond or money market security could lose value if the issuer's financial health deteriorates.
- Default Risk** The issuers of certain bonds could become unwilling or unable to make payments on their bonds.
- Derivatives Risk** Derivatives can behave unexpectedly. The pricing and volatility of many derivatives may diverge from strictly reflecting the pricing or volatility of their underlying reference(s), instrument or asset.

- Emerging Markets Risk** Emerging markets are less established, and often more volatile, than developed markets and involve higher risks, particularly market, liquidity and currency risks.
- Exchange Rate Risk** Changes in currency exchange rates could reduce or increase investment gains or investment losses, in some cases significantly.
- Interest Rate Risk** When interest rates rise, bond values generally fall. This risk of this happening is generally greater the longer the maturity of a bond investment and the higher its credit quality.
- Investment Fund Risk** Investing in other funds involves certain risks an investor would not face if investing in markets directly. Governance of underlying assets can be the responsibility of third-party managers.
- Investment Leverage Risk** Investment Leverage occurs when the economic exposure is greater than the amount invested, such as when derivatives are used. A Fund that employs leverage may experience greater gains and/or losses due to the amplification effect from a movement in the price of the reference source.
- Liquidity Risk** Liquidity is a measure of how easily the Fund's holdings can be quickly converted to cash. The value of the Fund's holdings may be significantly impacted by liquidity risk during adverse market conditions.
- Operational Risk** Operational errors may affect transactions, valuation, accounting, financial reporting and other processes relating to the Fund.

Charges

The charges you pay are used to pay the running costs of the Fund, including the marketing and distribution costs. These charges reduce the potential growth of the investment.

One-off charges taken before or after you invest

Entry charge	0.00%
Exit charge	0.00%

This is the maximum that might be taken out of your money before it is invested or before the proceeds of your investment are paid out.

Charges taken from the Fund over a year

Ongoing charge	0.20%
----------------	-------

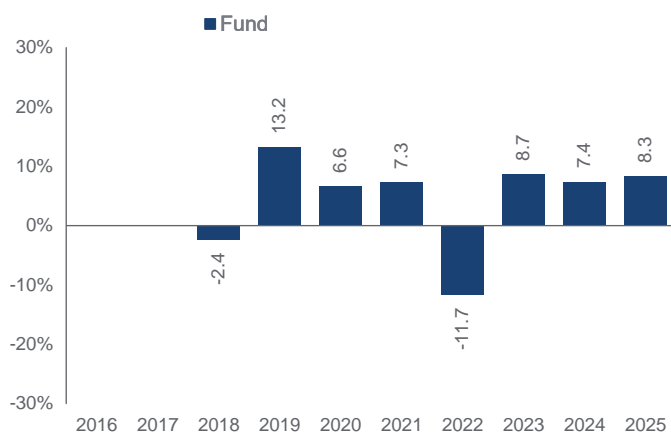
Charges taken from the Fund under certain specific conditions

Performance fee	None
-----------------	------

- The entry and exit charges shown are the maximum that may be charged. In some cases you may pay less. You can obtain the actual charges from your financial adviser.
- A conversion charge may be payable.
- The ongoing charges figure is based on last year's expenses for the year ending 15/10/2025. Charges may vary from year to year.

Further information on Charges can be found in the "Fees and Expenses" section of the Fund's Prospectus.

Past Performance



- Past performance is not a guide to future performance; the value of your investment and any income from it can go down as well as up.
- Performance returns are based on the net asset value with distributable income reinvested. Past performance takes account of all ongoing charges but not entry, exit or conversion charges.
- The past performance of this share class is calculated in GBP.
- The Fund was launched on 23 August 2017.

Practical Information

Depositary

State Street Trustees Limited.

Further information

Further information about the OEIC including the latest Prospectus, latest published prices of shares, annual report and half yearly report and, where applicable, the SDR Consumer Facing Disclosure may be obtained free of charge, in English, from the Administrator, HSBC Asset Management (Fund Services UK) Limited, Sunderland SR43 4BF or by visiting www.assetmanagement.hsbc.com. The most recent Prospectus is available in English. This document describes a single share class of the OEIC. The Prospectus, annual and half yearly reports are prepared for the entire OEIC.

Share classes

Other share classes are available, as detailed in the Prospectus. It is possible to convert your shares into a different share class or switch your shares into a different Fund within the OEIC. Details of how to do this are in the Prospectus (please note an initial charge may apply).

Remuneration Policy

The Remuneration Policy of the Authorised Corporate Director, which describes the remuneration practices and governance arrangements for UCITS and AIFMD Authorised entities, is available at www.assetmanagement.hsbc.com (please select "About Us" then "Our Governance" then "Remuneration Practices and Governance Arrangements for UCITS and AIFMD Authorised Entities") or on request free of charge from the Administrator.

Tax

UK tax legislation may have an impact on your personal position.

Segregated liability

The OEIC is an umbrella investment company with segregated liability between Funds. This means that the holdings of one Fund are kept separate from the holdings of the other Funds and your investment in the Fund cannot be used to pay the liabilities of any other Fund.

The Fund is authorised in the United Kingdom and regulated by the Financial Conduct Authority. HSBC Asset Management (Fund Services UK) Limited is authorised in the United Kingdom and regulated by the Financial Conduct Authority.

This key investor information is accurate as at 17 February 2026.

This document provides you with key investor information about this fund. It is not marketing material. The information is required by law to help you understand the nature and the risks of investing in this fund. You are advised to read it so you can make an informed decision about whether to invest.

Royal London Multi Asset Strategies Fund (Income - Class M Shares)

A sub-fund of Royal London Multi-Asset Funds ICVC

ISIN: GB00BFMWYP14

Managed by Royal London Unit Trust Managers Limited

Objectives and investment policy

Objective The Fund's investment objective is to achieve a combination of capital growth and income over rolling 5-year periods while seeking to target volatility of 4-8% per annum, by employing diversified multi-asset strategies.

There is no guarantee that volatility in this range will be achieved and it has been chosen as it represents a level of risk which is appropriate for the Fund.

The Fund is actively managed.

Policy Approximately 70% of the Fund's assets will be invested in other funds, known as collective investment schemes ("CIS"), which can invest in shares of UK and overseas companies (UK companies are those domiciled in the UK, or which have significant UK business operations), as well as investment-grade and sub-investment-grade bonds. CIS the Fund invests in can also hold commodities (resource-related investments, like oil and gold), property, money-market instruments (such as cash and deposits). The Fund's CIS investments may be managed with an active or passive strategy.

At least 70% of the Fund's CIS holdings will be managed by Royal London Unit Trust Management or another Royal London Group company. And where the manager believes it is in the best interests of the Fund, they may invest up to 30% of the Fund's assets directly in shares, bonds and exchange-traded funds.

The Fund's manager takes a strategic approach to asset allocation, which means they set long-term targets for how much they want to allocate to different types of investment. These allocations are then periodically rebalanced. The Fund's strategy is complemented by a tactical-overlay component, which is more short term in nature and responds to developments in financial markets. This may include investment in derivatives (derivatives are investments that derive their value from another closely related underlying investment). Derivatives may be used for investment purposes and also for efficient portfolio management (EPM) to protect the Fund from potential excessive risks or to reduce costs associated with trading.

Under normal market conditions, the Fund's manager expects volatility to average 4-10% on an annual basis. During periods of turbulence in financial markets, managing volatility may take precedence over the Fund's primary goal of capital growth and income. In extraordinary market conditions, the Fund can invest up to 100% of its assets in cash, deposits, Treasury bills, government bonds or short-term money-market instruments (i.e. investments that minimise the risk of sizeable losses).

A limited amount of the Fund's assets may be held in other transferable securities and money market instruments (such as cash and deposits).

Recommendation The Fund's suitability for investors will depend on their own requirements and attitude to risk. Investors should understand the risks before investing. The Fund may not be appropriate for investors who plan to withdraw their money within 3-5 years.

Concepts to understand

Capital Growth Capital growth is defined as the rise in an investment's value over time.

Total Return A total return is a combination of capital growth and income. Capital growth is defined as the rise in an investment's value over time and income as the payment an investment generates, such as dividends or bond coupons.

Bonds are defined as fixed-income investments issued as debt by companies and public bodies to raise finance. Investors in bonds receive a previously agreed, non-variable interest payment until the investment matures. Corporate bonds are those issued by companies to raise finance.

Efficient Portfolio Management A list of approved investment techniques, including the use of derivatives, used to protect against excessive risk, reduce cost or generate extra income or growth.

You can buy and sell your shares on each working day, except public holidays, at 2.00pm if you tell us before 10.30am that you want to do so. Instructions received after 10.30am will be processed at 2.00pm on the following working day.

Other share classes may be available as described in the Prospectus. If this is an income share class, any income will be paid out to you. If this is an accumulation share class, any income will be reinvested in the Fund.

Class R and Class S are available only at the discretion of Royal London Unit Trust Managers.

Risk and reward profile



Lower risk

Higher risk

← Typically lower rewards

Typically higher rewards →

The fund is shown in risk category 3 because its share price has shown a medium to low level of volatility historically. The indicator has been calculated using historical data and may not be a reliable indication of the future risk profile of the Fund. As an investment, bonds are typically more volatile than money market instruments but less volatile than shares. Bonds issued by corporations are typically more volatile than bonds issued by governments.

The risk and reward indicator is not a measure of the expected rise or fall in capital but shows how sharply the Fund's share price has gone up and down historically.

A fund whose share price has experienced sharp or large increases or decreases will sit in a higher risk category, whereas a fund whose share price has experienced small or gradual increases or decreases will sit in a lower risk category.

The indicator is calculated using a standard methodology derived from EU rules.

The risk/reward indicator is an estimate and not a guarantee. Going forward, the Fund's actual volatility could be higher or lower, and its rated risk/reward profile could change. The lowest risk category does not mean the investment is risk free.

The risk indicator does not adequately capture the following risks, which are materially relevant to the Fund:

Investment Risk The value of investments and any income from them may go down as well as up and is not guaranteed. Investors may not get back the amount invested.

Credit Risk Should the issuer of a fixed income security become unable to make income or capital payments, or their rating is downgraded, the value of that investment will fall. Fixed income securities that have a lower credit rating can pay a higher level of income and have an increased risk of default.

Derivative Risk Derivatives are highly sensitive to changes in the value of the underlying asset which can increase both Fund losses and gains. The impact to the Fund can be greater where they are used in an extensive or complex manner, where the Fund could lose significantly more than the amount invested in derivatives.

EPM Techniques The Fund may engage in EPM techniques including holdings of derivative instruments. Whilst intended to reduce risk, the use of these instruments may expose the Fund to increased price volatility.

Exchange Rate Risk Investing in assets denominated in a currency other than the base currency of the Fund means the value of the investment can be affected by changes in exchange rates.

Interest Rate Risk Fixed interest securities are particularly affected by trends in interest rates and inflation. If interest rates go up, the value of capital may fall, and vice versa. Inflation will also decrease the real value of capital.

Liquidity Risk In difficult market conditions the value of certain fund investments may be difficult to value and harder to sell, or sell at a fair price, resulting in unpredictable falls in the value of your holding.

Emerging Markets Risk Investing in Emerging Markets may provide the potential for greater rewards but carries greater risk due to the possibility of high volatility, low liquidity, currency fluctuations, the adverse effect of social, political and economic instability, weak supervisory structures and accounting standards.

Counterparty Risk The insolvency of any institutions providing services such as safekeeping of assets or acting as counterparty to derivatives or other instruments, may expose the Fund to financial loss.

Fund investing in Funds Risk The Fund is valued using the latest available price for each underlying investment, however it may not fully reflect changing stockmarket conditions and the Fund may apply a 'fair value price' to all or part of its portfolio to mitigate this risk. In extreme liquidity conditions, redemptions in the underlying investments, and/or the Fund itself, may be deferred or suspended.

Charges

The charges you pay are used to pay the costs of running the Fund, including the costs of marketing and distributing the Fund. These charges reduce the potential growth of the investment.

One-off charges taken before or after you invest:

Entry charge	None
--------------	------

Exit charge	None
-------------	------

Charges taken from the fund over a year:

Ongoing charge	0.55%
----------------	-------

Charges taken from the fund under specific conditions:

Performance fee	None
-----------------	------

The entry and exit charge is the maximum that might be taken out of your money before it is invested or before the proceeds of your investment are paid out.

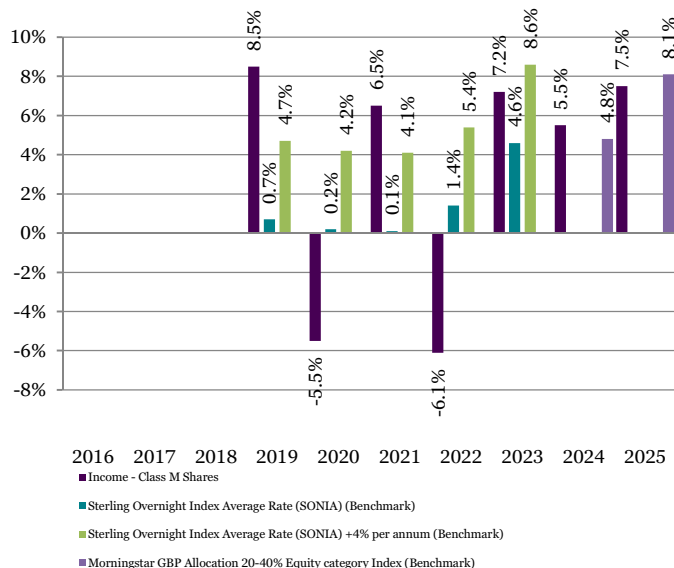
Ongoing charge is based on the Fund Management Fee (FMF), which is the periodic fee paid to the ACD to cover the expenses of the Fund. This figure does not include portfolio transaction costs. Ongoing charges are the same for all investors in the share class. The OCF reflects costs that the Fund incurs as a result of its investment in the underlying funds.

Past performance

The graph shows fund performance over the past 10 years where available. The figure for a given year shows how much the Fund increased or decreased in value during that year. These results reflect ongoing charges taken from the Fund, but do not reflect any entry charges you might have to pay.

The Fund was launched on 23 November 2018 and the share class on 23 November 2018.

The Royal London Multi Asset Strategies Fund
(Income - Class M Shares) in GBP



Source: RLAM and DataStream as at 31 December 2025

Past performance is not a guarantee or reliable indicator of future returns. The chart shows performance in British Pounds after the ongoing charges and the portfolio transaction costs have been paid. Entry and exit charges are excluded from calculations of past performance. All performance shown assumes reinvestment of dividends.

From 23 September 2024 the Sterling Overnight Index Average rate (SONIA) is no longer in place. This was replaced by the Morningstar GBP Allocation 20-40% Equity category as the sole comparator.

Practical information

Depository: HSBC Bank plc

Additional Information: This Key Investor Information Document (KIID) may not contain all the information you need. For additional information on this fund (including the Supplementary Information Document), on other share classes of this fund and on other funds, or to obtain a free copy of the Fund's Prospectus or the annual and semi-annual shareholder reports, call the information line or write to the registered office, details of which are below. Alternatively, visit www.rlam.com. The Prospectus and shareholder reports are in English.

This document describes one share class of the Fund. The Prospectus and annual and semi-annual shareholder reports are prepared for the entire fund across all share classes.

For fund performance and most recent share price, visit www.rlam.com.

Should you wish to switch share classes or funds, please see the "Switching" section of the Prospectus for details.

Tax: Investors should note that the tax legislation that applies to the Fund may have an impact on the personal tax position of their investment in the Fund. Contact your adviser to discuss tax treatment, suitability of this investment, and other questions.

Notices: Royal London Unit Trust Managers Limited may be held liable solely on the basis of any statement contained in this document that is misleading, inaccurate or inconsistent with the relevant parts of the Prospectus.

The Prospectus and shareholder reports are prepared for the entire company. The assets and liabilities of each sub-fund are segregated by law. Therefore, the assets of the Fund belong exclusively to it and are not available to meet the liabilities of any other fund of Royal London Multi-Asset Funds ICVC.

The Fund is authorised in the United Kingdom and regulated by the Financial Conduct Authority, Royal London Unit Trust Managers Limited is authorised and regulated by the Financial Conduct Authority.

Details of the Company's remuneration policy are available at www.rlam.com including: (a) a description of how remuneration and benefits are calculated; and (b) the identities of persons responsible for awarding remuneration and benefits. A paper copy of these details may be obtained, free of charge, on request from the Company, at the address below.

Address: Royal London Asset Management
80 Fenchurch Street, London, EC3M 4BY

Telephone: 03456 04 04 04

Website: www.rlam.com

A member of the Investment Association

Publication Date: This Key Investor Information is accurate as at 17 February 2026

This document provides you with key investor information about this fund. It is not marketing material. The information is required by law to help you understand the nature and the risks of investing in this fund. You are advised to read it so you can make an informed decision about whether to invest.

Schroder Blended Portfolio 4

a sub-fund of Schroder Investment Solutions Company

Class Z Accumulation GBP (GB00BF77ZT29)

This fund is managed by Schroder Unit Trusts Limited, which is a member of the Schroders Group.

Objectives and investment policy

Objectives

The fund aims to provide capital growth and income by investing in a diversified range of assets and markets worldwide with a target average annual volatility (a measure of how much the fund's returns may vary over a year) over a rolling five year period of between 40% to 55% of that of global stock markets (represented by the MSCI All Country World Index).

The fund is part of the SISCO Schroder Blended Portfolio range, which offers six funds with different expected combinations of investment risk and return. This fund is risk level 4, which aims to be the second lowest risk fund in this range with the second lowest equity weighting.

Investment Policy

The fund is actively managed and invests its assets in collective investment schemes, closed ended investment schemes, real estate investment trusts and exchange traded funds which themselves invest worldwide in any of the following:

- (A) equity or equity related securities;
- (B) fixed income securities (including government bonds and corporate bonds);
- (C) currencies;
- (D) alternative assets; and
- (E) derivatives.

Alternative assets may include funds that use absolute return strategies or funds that invest indirectly in real estate and commodities.

The fund seeks to achieve the target volatility range by varying the weighting of asset types. During the relevant rolling five year period the fund's volatility may be higher or lower than the target range if the investment manager believes it

is necessary to seek to mitigate potential losses. The fund's potential gains and losses are likely to be constrained by the aim to achieve its target volatility range.

The fund invests between 20% and 60% of its assets in equity and equity related securities.

The fund may invest up to 20% of its assets in Schroder funds. The fund may also hold cash.

The fund may use derivatives with the aim of achieving investment gains, reducing risk or managing the fund more efficiently (for more information please refer to Appendix 2 Section 6: 'Derivatives and forwards' of the Prospectus).

The reference to "blended" in the Fund's name reflects that within the framework of the fund's long term strategic priorities, the investment manager invests in a blend of actively managed third party funds and passive index-tracking third-party funds.

Benchmark

The fund does not have a target benchmark. The fund's performance should be compared against the Investment Association Mixed Investment 20-60% shares sector average return.


Dealing Frequency

You may redeem your investment upon demand. This fund deals daily.

Distribution Policy

This share class accumulates income received from the fund's investments, meaning it is kept in the fund and its value is reflected in the price of the share class.

Risk and reward profile



The risk and reward indicator

The risk category is based upon the fund's risk target and there is no guarantee that the fund will achieve it.

The fund's risk category is not guaranteed to remain fixed and may change over time.

A fund in the lowest category does not mean a risk-free investment.

The fund is in this category because it can take higher risks in search of higher rewards and its price may rise and fall accordingly.

Risk factors

Multi-Manager risk: The fund allocates capital to multiple strategies managed by separate portfolio managers who will not coordinate investment decisions, which may result in either concentrated or offsetting risk exposures.

Performance risk: Investment objectives express an intended result but there is no guarantee that such a result will be achieved. Depending on market conditions and the macro economic environment, investment objectives may become more difficult to achieve.

Counterparty risk: The fund may have contractual agreements with counterparties. If a counterparty is unable to fulfil their obligations, the sum that they owe to the fund may be lost in part or in whole.

Credit risk: If a borrower of debt provided by the fund or a bond issuer experiences a decline in financial health, their ability to make payments of interest and principal may be affected, which may cause a decline in the value of the fund.

Currency risk: If the fund's investments are denominated in currencies different to the fund's base currency, the fund may lose value as a result of movements in foreign exchange rates, otherwise known as currency rates. If the investor holds a share class in a different currency to the base currency of the fund, investors may be exposed to losses as a result of movements in currency rates.

Derivatives risk: Derivatives, which are financial instruments deriving their value from an underlying asset, may be used to manage the portfolio efficiently. A derivative may not perform as expected, may create losses greater than the cost of the derivative and may result in losses to the fund.

High yield bond risk: High yield bonds (normally lower rated or unrated) generally carry greater market, credit and liquidity risk meaning greater uncertainty of returns.

Interest rate risk: The fund may lose value as a direct result of interest rate changes.

Liquidity risk: In difficult market conditions, the fund may not be able to sell a security for full value or at all. This could affect performance and could cause the fund to defer or suspend redemptions of its shares, meaning investors may not be able to have immediate access to their holdings.

Operational risk: Operational processes, including those related to the safekeeping of assets, may fail. This may result in losses to the fund.

Charges

One-off charges taken before or after you invest

Entry charge None

Exit charge None

This is the maximum that might be taken out of your money before it is invested or before the proceeds of your investment are paid out.

Charges taken from the fund over a year

Ongoing charges 0.53%

Charges taken from the fund under certain specific conditions

Performance fee

None

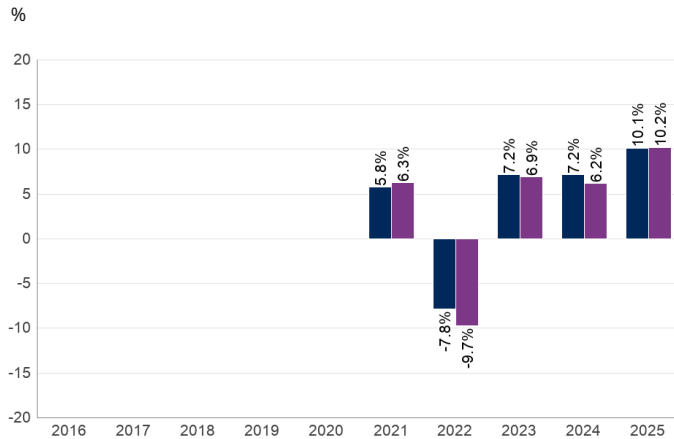
The charges you pay are used to pay the costs of running the fund, including the costs of marketing and distributing it. These charges reduce the potential growth of your investment.

The entry and exit charges shown are maximum figures and in some cases you might pay less. You can find out the actual entry and exit charges from your financial adviser.

The ongoing charges figure is based on the last year's expenses for the year ending December 2025 and may vary from year to year. The ongoing charge figure excludes portfolio transaction costs. The charges are mostly, if not exclusively, the Schroders Annual Charge (as may be discounted for retail unit classes depending on the size of the fund) but certain additional expenses may be charged as set out in the prospectus. The Schroders Annual Charge (without any discount) for this unit class of the fund is 0.20%. The fund's annual report for each financial year will include details on the exact charges made including any discounts.

Please see the prospectus for more details about the charges.

Past performance



On 22/11/2023 the original Z share class was converted into F class shares. The F share class was then renamed as the Z share class on 22/11/2023. Please note that the performance track record shown above reflects the F share class, now known as the Z share class.

■ Z Accumulation GBP (GB00BF77ZT29)

■ Investment Association Mixed Investment 20-60% shares sector average return

Past performance is not a guide to future performance and may not be repeated. The value of investments may go down as well as up and you may not get back the amount you originally invested.

The chart shows performance in British pound after the ongoing charges and the portfolio transaction costs have been paid. The Benchmark performance is shown in the base currency of the fund.

The fund was launched on 19/03/2020.

The shareclass was launched on 19/03/2020.

Practical information

Depository: J. P. Morgan Europe Ltd.

Further Information: You can get further information about this fund, including the prospectus, latest annual report, any subsequent half-yearly reports and the latest price of units from www.schroders.com/ukinvestor and from Schroders, PO Box 1402, Sunderland, SR43 4AF, England, telephone 0800 182 2399. They are in English, free of charge.

Tax Legislation: The fund is subject to UK tax legislation which may have an impact on your personal tax position.

Liability: Schroder Unit Trusts Ltd may be held liable solely on the basis of any statement contained in this document that is misleading, inaccurate or inconsistent with the relevant parts of the fund's prospectus.

Umbrella Fund: This fund is a sub-fund of an umbrella fund, the name of which is at the top of this document. The prospectus and periodic reports are

prepared for the entire umbrella fund. To protect investors, the assets and liabilities of each sub-fund are segregated by law from those of other sub-funds.

Switches: Subject to conditions, you may apply to switch your investment into another share class within this fund or in another Schroder fund. Please see the prospectus for more details.

Remuneration Policy: A summary of Schroders' remuneration policy and related disclosures is at www.schroders.com/remuneration-disclosures. A paper copy is available free of charge upon request.

Benchmark: The comparator benchmark has been selected because the Investment Manager and the ACD believe that this benchmark is a suitable comparison for performance purposes given the Fund's investment objective and policy.

Glossary: You can find an explanation of some of the terms used in this document at www.schroders.com/ukinvestor/glossary.