

Key Investor Information

This document provides you with key investor information about this fund. It is not marketing material. The information is required by law to help you understand the nature and the risks of investing in this fund. You are advised to read it so you can make an informed decision about whether to invest.

abrdn Sterling Money Market Fund, a Sterling denominated sub fund of the abrdn OEIC I, I Inc Shares (ISIN: GB00B1C42449). This fund is managed by abrdn Fund Managers Limited.

OBJECTIVES AND INVESTMENT POLICY

Investment Objective

The fund aims to generate income and preserve some capital over the short term (2 years or less) by investing in cash deposits and money market instruments.

Performance Target: The fund targets a return equivalent to SONIA. There is no certainty or promise that the Performance Target will be achieved. SONIA is the Sterling Overnight Index Average and is the representative rate for the return on cash deposits.

Investment Policy

Portfolio Securities

- The fund invests at least 80% in cash deposits and money market instruments (assets that can be turned into cash quickly).
- The fund may also invest in reverse repos, securitisations and asset-backed commercial paper.
- The fund may also invest in other funds (including those managed by abrdn).
- The fund qualifies as a money-market fund (MMF) under the MMF Regulation and more specifically as a Standard Variable Net Asset Value (VNAV) MMF.

Management Process

- The management team use their discretion (active management) to maintain a diverse asset mix at country, sector and company level.
- The fund is managed in line with the MMF Regulation which is used as a reference

for portfolio management and risk monitoring of the fund. For example, constraints include limits on the average maturity of the portfolio.

Derivatives and Techniques


- The fund may use derivatives to reduce risk, reduce cost and/ or generate additional income or growth consistent with the risk profile of the fund.
- Derivatives are linked to the value of other assets. In other words, they derive their price from one or more underlying asset.
- Derivatives include instruments used to manage expected changes in interest rates.

Investors in the fund may buy and sell shares on any dealing day (as defined in the Prospectus).

If you invest in income shares, income from investments in the fund will be paid out to you. If you invest in accumulation shares, income will be added to the value of your shares.

Recommendation: the Fund may not be appropriate for investors who plan to withdraw their money within two years. Investors should satisfy themselves that their attitude to risk aligns with the risk profile of this fund before investing.

RISK AND REWARD PROFILE



This indicator reflects the volatility of the fund's share price over the last five years which in turn reflects the volatility of the underlying assets in which the fund invests. Historical data may not be a reliable indication for the future.

The current rating is not guaranteed and may change if the volatility of the assets in which the fund invests changes. The lowest rating does not mean risk free.

The fund is rated as 1 because of the extent to which the following risk factors apply:

- **Money Markets Fund Risk** - The fund price and liquidity is not guaranteed and the risk of loss is borne by the investor. An investment in the fund is different from an investment in bank deposits because the value of the investment may fluctuate, for example, due to counterparty default or changes in interest rates.
- **Interest Rate Risk** - The fund invests in securities which can be subject to price fluctuation for a variety of reasons including changes in interest rates or inflation expectations.
- **Credit Risk** - The fund invests in securities which are subject to the risk that

the issuer may default on interest or capital payments.

- **Derivatives Risk** - The use of derivatives may involve additional liquidity, credit and counterparty risks. In some cases the risk of loss from derivatives may be increased where a small change in the value of the underlying investment may have a larger impact on the value of the derivative.

All investment involves risk. This fund offers no guarantee against loss or that the fund's objective will be attained.

The price of assets and the income from them may go down as well as up and cannot be guaranteed; an investor may receive back less than their original investment.

Inflation reduces the buying power of your investment and income.

The value of assets held in the fund may rise and fall as a result of exchange rate fluctuations.

The fund could lose money if an entity (counterparty) with which it does business becomes unwilling or unable to honour its obligations to the fund.

In extreme market conditions some securities may become hard to value or sell at a desired price. This could affect the fund's ability to meet redemptions in a timely manner.

The fund could lose money as the result of a failure or delay in operational processes and systems including but not limited to third party providers failing or going into administration.

CHARGES

The charges you pay are used to pay the costs of running the fund including marketing and distributing it. These charges reduce the potential growth of your investment.

One-off charges taken before or after you invest

Entry charge	0.00%
Exit charge	0.00%

These are the maximum charges that we might take out of your money before it is invested and before we pay out the sale proceeds of your investment. In some cases, you might pay less and you should speak to your financial adviser about this.

Charges taken from the fund over a year

Ongoing charges	0.15%
-----------------	-------

Charges taken from the fund under certain specific conditions

Performance fee	0.00%
-----------------	-------

The entry and exit charges shown are maximum figures. In some cases you might pay less - you can find this out from your financial adviser.

The Ongoing Charges figure reflects the amount based on the expenses within the annual report for each financial year. This figure may vary from year to year. It excludes: performance fees (where applicable); portfolio transaction costs, except in the case of an entry/exit charge paid by the fund when buying or selling in another collective investment undertaking.

Where the Fund invests in an open-ended collective investment scheme which is operated or managed by the ACD/the Manager or an associate of the ACD/the Manager, no additional annual management charge will be incurred by the Fund on such an investment.

The annual report for each financial year will include detail on the exact charges made.

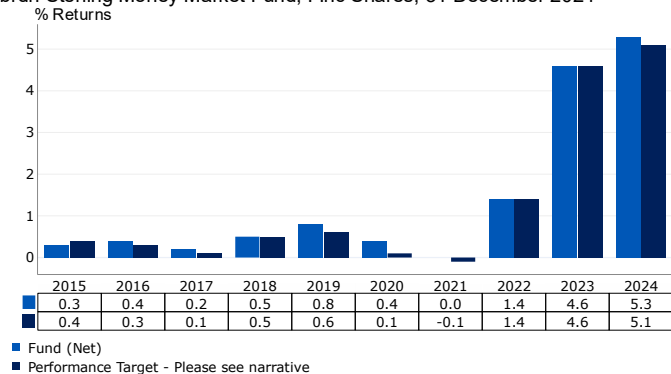
The Ongoing Charge figure is as at 31/07/2024.

A switching charge may be applied in accordance with the Prospectus. For more information about charges please see Prospectus.

Further information on the charges can be found in the Prospectus.

PAST PERFORMANCE

abrdrn Sterling Money Market Fund, I Inc Shares, 31 December 2024



Past performance is not a guide to future performance.

Performance is net of charges and does not take into account any entry, exit or switching charges but does take into account the ongoing charge, as shown in the Charges section.

Performance is calculated in GBP.

The fund was launched in 1990. The share/unit class was launched on 2007.

Performance Target - SONIA GBP from 01/10/2021. 1 Week GBP LIBID from 31/07/2007 to 30/09/2021

PRACTICAL INFORMATION

This document describes only one share class and other share classes are available. Information on how to buy, sell and switch shares is available by contacting us (see below).

Detailed information about the Fund, including its Prospectus, latest Annual and Half-Yearly reports and current share prices is available at www.abrdn.com. Alternatively, please contact abrdrn Fund Managers Limited, PO BOX 12233, Chelmsford, Essex CM99 2EE. Telephone: 0345 113 6966. Email: customer.services@abrdn.com.

The documents are available in English only.

abrdrn OEIC I offers a range of funds with diversified investment objectives. The Prospectus, Annual and Half-Yearly reports cover all the funds within abrdrn OEIC I. In the unlikely event of one fund having debts, the assets of the other funds may not be used to settle these.

The Fund's Authorised Corporate Director is abrdrn Fund Managers Limited.

The depositary of the Fund is Citibank UK Limited.

The tax legislation of the United Kingdom may have an impact on your personal tax position.

abrdrn Fund Managers Limited may be held liable solely on the basis of any statement contained in this document that is misleading, inaccurate or inconsistent with the relevant parts of the prospectus for the Fund.

Details of an up-to-date UCITS V Remuneration Policy Statement, including but not limited to, a description of how remuneration and benefits are calculated, and the identities of persons responsible for awarding remuneration and benefits, including the composition of the Remuneration Committee, are available at www.abrdn.com and a paper copy will be made available free of charge on request to the Authorised Corporate Director.

This document provides you with key investor information about this fund. It is not marketing material. The information is required by law to help you understand the nature and the risks of investing in this fund. You are advised to read it so you can make an informed decision about whether to invest.

Artemis Global Income Fund (the “fund”)

The fund is managed by Artemis Fund Managers Limited.

ISIN:	GB00B5N99561
Class:	I distribution units, GBP

This key investor information document is accurate as at 16 July 2025.

OBJECTIVES AND INVESTMENT POLICY

Objective

To grow both income and capital over a five year period.

Investment policy

What the fund invests in

- 80% to 100% in company shares.
- Up to 20% in bonds, cash and near cash, other transferable securities, other funds (up to 10%) managed by Artemis and third party funds, money market instruments, and derivatives.

Use of derivatives

The fund may use derivatives for efficient portfolio management purposes to:

- reduce risk
- manage the fund efficiently.

Where the fund invests

- Globally

Industries the fund invests in

- Any

Other limitations specific to this fund

- None

Investment strategy

- The fund is actively managed.
- The manager favours companies which exhibit strong levels of free cashflow generation (cash that is left over after a company pays for its operating and capital expenditures which can be returned to investors through dividends and share buybacks) relative to other companies in the market, dividend distribution and dividend growth.
- Detailed financial review of companies and wider economic analysis is also undertaken.

Benchmarks

MSCI AC World NR GBP

A widely-used indicator of the performance of global stockmarkets, in which the fund invests. It acts as a 'comparator benchmark' against which the fund's performance can be compared. Management of the fund is not restricted by this benchmark.

IA Global Equity Income NR


A group of other asset managers' funds that invest in similar asset types as this fund, collated by the Investment Association. It acts as a 'comparator benchmark' against which the fund's performance can be compared. Management of the fund is not restricted by this benchmark.

Other information

Dealing frequency: Normally Monday to Friday except UK public holidays and non-dealing days. Visit www.artemisfunds.com/non-dealing-days for more information. Instructions received before 12 noon UK time will be processed at 12 noon on the same day.

Distribution policy: This is a distribution class. Any income this fund receives will be paid out to investors every 6 months.

RISK AND REWARD PROFILE



- The fund is in the category shown due to historic volatility (how much and how quickly the value of shares in the fund may have risen and fallen in the past due to movements in markets, currencies and interest rates). It may not be a reliable indication of the future risk profile of the fund.
- The risk category has been calculated using historic data and may not be a reliable indicator of the fund's future risk profile.
- A risk indicator of “1” does not mean that the investment is “risk free”.

Risk indicator number is accurate as at: 30 June 2025.

The risk indicator may not fully take into account the following risks and the following may affect fund performance:

Market volatility risk: The value of the fund and any income from it can fall or rise because of movements in stockmarkets, currencies and interest rates, each of which can move irrationally and be affected unpredictably by diverse factors, including political and economic events.

Currency risk: The fund's assets may be priced in currencies other than the fund base currency. Changes in currency exchange rates can therefore affect the fund's value.

Income risk: The payment of income and its level is not guaranteed.

Emerging markets risk: Compared to more established economies, investments in emerging markets may be subject to greater volatility due to differences in generally accepted accounting principles, less governed standards or from economic or political instability. Under certain market conditions assets may be difficult to sell.

Charges from capital risk: Where charges are taken wholly or partly out of a fund's capital, distributable income may be increased at the expense of capital, which may constrain or erode capital growth.

Please refer to the fund's prospectus for full details of these and other risks which are applicable to this fund.

CHARGES FOR THE FUND

One-off charges taken before or after you invest

Entry charge None

Exit charge None

This is the maximum that might be taken out of your money before it is invested or before the proceeds of your investment are paid out.

Charges taken from the fund over a year

Ongoing charges 0.840%

Charges taken from the fund under certain specific conditions

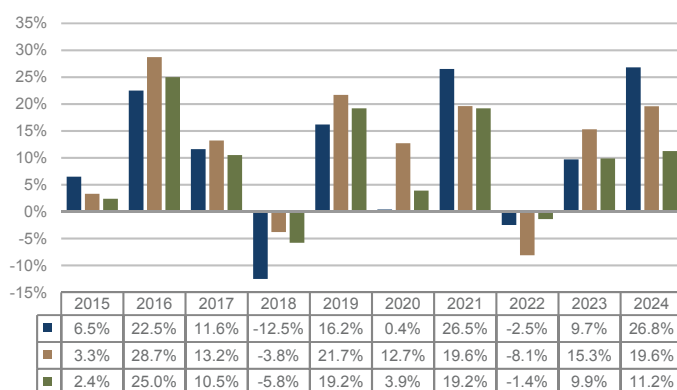
Performance fee None

- The charges you pay are used to pay the costs of running the fund, including the costs of marketing and distributing it. The charges reduce the potential growth of your investment.
- The ongoing charges figure is an estimate rather than a historic figure because this better reflects the expected future charges. The charges may vary from year to year. The exact charges made for each financial year are contained in the fund's annual report.
- Some or all of the annual management charge is taken from capital.

For more information about charges, please see the fund's prospectus, which is available at www.artemisfunds.com or www.fundinfo.com.

Charges are accurate as at: 31 January 2025, unless specified.

PAST PERFORMANCE



- I distribution units, GBP
- MSCI AC World NR GBP
- IA Global Equity Income NR

- How the fund has performed in the past is not a guide to how it will perform in the future.
- This class may have charges or a hedging approach different from those in the IA sector benchmark.
- Past performance is net of all charges except any costs incurred when investors buy or sell the fund.
- Performance is calculated in sterling.
- Fund launch date: 19 July 2010.
- Class launch date: 19 July 2010.

Past performance is accurate as at: 31 December 2024.

PRACTICAL INFORMATION

Trustee: Northern Trust Investor Services Limited

Further information: Can be obtained from the fund's prospectus and the latest annual and half-yearly reports. The documents are in English and available free of charge. These can be found, along with other information such as the price of the fund's classes by contacting Artemis or visiting www.fundinfo.com.

Remuneration policy: Information about Artemis' remuneration policy is available at www.artemisfunds.com; a paper copy is available free of charge on request.

Tax legislation: UK tax legislation that applies to the fund may have an impact on your personal tax position.

Liability: Artemis Fund Managers Limited may be held liable solely on the basis of any statement contained in this document that is misleading, inaccurate or inconsistent with the relevant parts of the prospectus for the fund.

Glossary: For more information about some of the terms used in this document, please visit www.artemisfunds.com/glossary.

Switches: Subject to any restrictions on the eligibility of investors for a particular class, you can switch your investments between funds or classes in the Artemis range. For further information, please refer to the prospectus or contact Artemis.

Contact Artemis: Visit www.artemisfunds.com or call 0800 092 2051.

Authorisation and regulation: The fund is authorised in the UK by the Financial Conduct Authority. Artemis Fund Managers Limited is authorised and regulated in the UK by the Financial Conduct Authority.

This document provides you with key investor information about this fund. It is not marketing material. The information is required by law to help you understand the nature and the risks of investing in this fund. You are advised to read it so you can make an informed decision about whether to invest.

Artemis SmartGARP Global Emerging Markets Equity Fund (the "fund")

A sub-fund of Artemis Investment Funds ICVC. The fund is managed by Artemis Fund Managers Limited.

ISIN:	GB00BW9HL132
Class:	I accumulation shares, GBP

This key investor information document is accurate as at 07 February 2025.

OBJECTIVES AND INVESTMENT POLICY

Objective

To grow capital over a five year period.

Investment policy

What the fund invests in

- 80% to 100% in company shares.
- Up to 20% in bonds, cash and near cash, other transferable securities, other funds (up to 10%) managed by Artemis and third party funds, money market instruments, and derivatives.

Use of derivatives

The fund may use derivatives for efficient portfolio management purposes to:

- reduce risk
- manage the fund efficiently.

Where the fund invests

- Emerging market countries, including companies in other countries that are headquartered or have a significant part of their activities in emerging market countries. In this context, emerging market countries means countries included in the MSCI Emerging Markets Index and those included in the World Bank definition of developing economies or those countries which are, in the manager's opinion, developing countries.

Industries the fund invests in

- Any

Other limitations specific to this fund

- None

Investment strategy

- The fund is actively managed.
- A proprietary tool called 'SmartGARP' is used as the foundation of the investment process. It screens the financial characteristics of companies by identifying those that are growing faster than the market but are trading on lower valuations than the market.
- The manager selects companies that in aggregate have good 'SmartGARP' characteristics. This tends to mean that the portfolio contains stocks that have lower valuations than the market average, upgrades to profit forecasts, and are under-owned by the investment community, while at the same time benefiting from helpful trends in the wider economy.

Benchmarks

MSCI EM (Emerging Markets) NR GBP

A widely-used indicator of the performance of emerging markets stockmarkets, in which the fund invests. It acts as a 'comparator benchmark' against which the fund's performance can be compared. Management of the fund is not restricted by this benchmark.

IA Global Emerging Markets NR


A group of other asset managers' funds that invest in similar asset types as this fund, collated by the Investment Association. It acts as a 'comparator benchmark' against which the fund's performance can be compared. Management of the fund is not restricted by this benchmark.

Other information

Dealing frequency: Normally Monday to Friday except UK public holidays and non-dealing days. Visit www.artemisfunds.com/non-dealing-days for more information. Instructions received before 12 noon UK time will be processed at 12 noon on the same day.

Distribution policy: This is an accumulation class. Income received is reinvested in the value of the fund.

RISK AND REWARD PROFILE



- The fund is in the category shown due to historic volatility (how much and how quickly the value of shares in the fund may have risen and fallen in the past due to movements in markets, currencies and interest rates). It may not be a reliable indication of the future risk profile of the fund.
- The risk category has been calculated using historic data and may not be a reliable indicator of the fund's future risk profile.
- A risk indicator of "1" does not mean that the investment is "risk free".

Risk indicator number is accurate as at: 31 December 2024.

The risk indicator may not fully take into account the following risks and the following may affect fund performance:

Market volatility risk: The value of the fund and any income from it can fall or rise

because of movements in stockmarkets, currencies and interest rates, each of which can move irrationally and be affected unpredictably by diverse factors, including political and economic events.

Currency risk: The fund's assets may be priced in currencies other than the fund base currency. Changes in currency exchange rates can therefore affect the fund's value.

Emerging markets risk: Compared to more established economies, investments in emerging markets may be subject to greater volatility due to differences in generally accepted accounting principles, less governed standards or from economic or political instability. Under certain market conditions assets may be difficult to sell.

China risk: The fund can invest in China A-shares (shares traded on Chinese stock exchanges in Renminbi). There is a risk that the fund may suffer difficulties or delays in enforcing its rights in these shares, including title and assurance of ownership.

Charges from capital risk: Where charges are taken wholly or partly out of a fund's capital, distributable income may be increased at the expense of capital, which may constrain or erode capital growth.

Please refer to the fund's prospectus for full details of these and other risks which are applicable to this fund.

CHARGES FOR THE FUND

One-off charges taken before or after you invest

Entry charge	None
Exit charge	None

This is the maximum that might be taken out of your money before it is invested or before the proceeds of your investment are paid out.

Charges taken from the fund over a year

Ongoing charges	0.860%
-----------------	--------

Charges taken from the fund under certain specific conditions

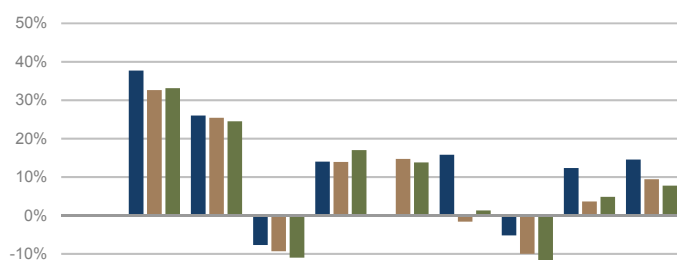
Performance fee	None
-----------------	------

- The charges you pay are used to pay the costs of running the fund, including the costs of marketing and distributing it. The charges reduce the potential growth of your investment.
- The ongoing charges figure is an estimate rather than a historic figure because this better reflects the expected future charges. The charges may vary from year to year. The exact charges made for each financial year are contained in the fund's annual report.
- The annual management charge is taken from income.

For more information about charges, please see the fund's prospectus, which is available at www.artemisfunds.com or www.fundinfo.com.

Charges are accurate as at: 30 August 2024, unless specified.

PAST PERFORMANCE



	2015	2016	2017	2018	2019	2020	2021	2022	2023	2024
I accumulation shares, GBP		37.7%	26.0%	-7.7%	14.0%	-0.4%	15.8%	-5.2%	12.4%	14.5%
MSCI EM (Emerging Markets) NR GBP		32.6%	25.4%	-9.3%	13.9%	14.7%	-1.6%	-10.0%	3.6%	9.4%
IA Global Emerging Markets NR		33.1%	24.5%	-11.0%	17.0%	13.8%	1.3%	-11.6%	4.9%	7.8%

- I accumulation shares, GBP
- MSCI EM (Emerging Markets) NR GBP
- IA Global Emerging Markets NR

- Past performance is net of all charges except any costs incurred when investors buy or sell the fund.
- This class may have charges or a hedging approach different from those in the IA sector benchmark.
- How the fund has performed in the past is not a guide to how it will perform in the future.
- Performance is calculated in sterling.
- Fund launch date: 8 April 2015.
- Class launch date: 8 April 2015.

Past performance is accurate as at: 31 December 2024.

PRACTICAL INFORMATION

Depository: Northern Trust Investor Services Limited

Further information: Can be obtained from the fund's prospectus and the latest annual and half-yearly reports. The documents are in English and available free of charge. These can be found, along with other information such as the price of the fund's classes by contacting Artemis or visiting www.fundinfo.com.

Sub-fund assets: The assets of each sub-fund belong exclusively to it and are not available to meet the liabilities of any other sub-fund or Artemis Investment Funds ICVC.

Remuneration policy: Information about Artemis' remuneration policy is available at www.artemisfunds.com; a paper copy is available free of charge on request.

Tax legislation: UK tax legislation that applies to the fund may have an impact on your personal tax position.

Liability: Artemis Fund Managers Limited may be held liable solely on the basis of any statement contained in this document that is misleading, inaccurate or inconsistent with the relevant parts of the prospectus for the fund.

Glossary: For more information about some of the terms used in this document, please visit www.artemisfunds.com/glossary.

Switches: Subject to any restrictions on the eligibility of investors for a particular class, you can switch your investments between funds or classes in the Artemis range. For further information, please refer to the prospectus or contact Artemis.

Contact Artemis: Visit www.artemisfunds.com or call 0800 092 2051.

Authorisation and regulation: The fund is authorised in the UK by the Financial Conduct Authority. Artemis Fund Managers Limited is authorised and regulated in the UK by the Financial Conduct Authority.

This document provides you with key investor information about this fund. It is not marketing material. The information is required by law to help you understand the nature and the risks of investing in this fund. You are advised to read it so you can make an informed decision about whether to invest.

Artemis SmartGARP UK Equity Fund (the “fund”)

The fund is managed by Artemis Fund Managers Limited.

ISIN:	GB00B2PLJM64
Class:	I accumulation units, GBP

This key investor information document is accurate as at 07 February 2025.

OBJECTIVES AND INVESTMENT POLICY

Objective

To grow capital over a five year period.

Investment policy

What the fund invests in

- 80% to 100% in company shares.
- Up to 20% in bonds, cash and near cash, other transferable securities, other funds (up to 10%) managed by Artemis and third party funds, money market instruments, and derivatives.

Use of derivatives

The fund may use derivatives for efficient portfolio management purposes to:

- reduce risk
- manage the fund efficiently.

Where the fund invests

- At least 80% in the United Kingdom.
- Up to 20% in other countries.

Industries the fund invests in

- Any

Other limitations specific to this fund

- None

Investment strategy

- The fund is actively managed.
- A proprietary tool called ‘SmartGARP’ is used as the foundation of the investment process. It screens the financial characteristics of companies by identifying those that are growing faster than the market but are trading on lower valuations than the market.
- The manager selects companies that in aggregate have good ‘SmartGARP’ characteristics. This tends to mean that the portfolio contains stocks that have lower valuations than the market average, upgrades to profit forecasts, and are under-owned by the investment community, while at the same time benefiting from helpful trends in the wider economy.

Benchmarks

FTSE All-Share Index TR

A widely-used indicator of the performance of the UK stockmarket, in which the fund invests. It acts as a ‘comparator benchmark’ against which the fund’s performance can be compared. Management of the fund is not restricted by this benchmark.

IA UK All Companies NR


A group of other asset managers’ funds that invest in similar asset types as this fund, collated by the Investment Association. It acts as a ‘comparator benchmark’ against which the fund’s performance can be compared. Management of the fund is not restricted by this benchmark.

Other information

Dealing frequency: Normally Monday to Friday except UK public holidays and non-dealing days. Visit www.artemisfunds.com/non-dealing-days for more information. Instructions received before 12 noon UK time will be processed at 12 noon on the same day.

Distribution policy: This is an accumulation class. Income received is reinvested in the value of the fund.

RISK AND REWARD PROFILE



- The fund is in the category shown due to historic volatility (how much and how quickly the value of shares in the fund may have risen and fallen in the past due to movements in markets, currencies and interest rates). It may not be a reliable indication of the future risk profile of the fund.
- The risk category has been calculated using historic data and may not be a reliable indicator of the fund’s future risk profile.
- A risk indicator of “1” does not mean that the investment is “risk free”.

Risk indicator number is accurate as at: 31 December 2024.

The risk indicator may not fully take into account the following risks and the following may affect fund performance:

Market volatility risk: The value of the fund and any income from it can fall or rise because of movements in stockmarkets, currencies and interest rates, each of which can move irrationally and be affected unpredictably by diverse factors, including political and economic events.

Currency risk: The fund’s assets may be priced in currencies other than the fund base currency. Changes in currency exchange rates can therefore affect the fund’s value.

Please refer to the fund’s prospectus for full details of these and other risks which are applicable to this fund.

CHARGES FOR THE FUND

One-off charges taken before or after you invest

Entry charge None

Exit charge None

This is the maximum that might be taken out of your money before it is invested or before the proceeds of your investment are paid out.

Charges taken from the fund over a year

Ongoing charges 0.860%

Charges taken from the fund under certain specific conditions

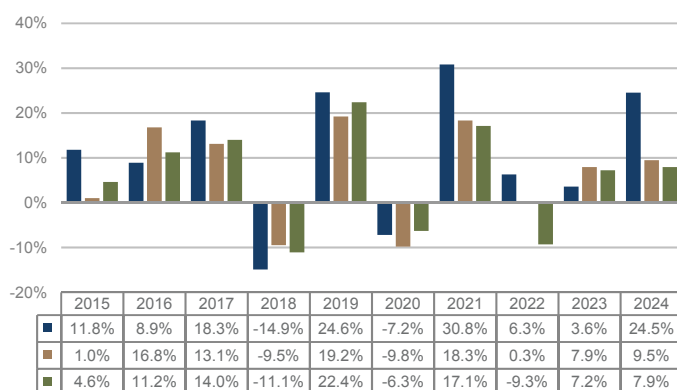
Performance fee None

- The charges you pay are used to pay the costs of running the fund, including the costs of marketing and distributing it. The charges reduce the potential growth of your investment.
- The ongoing charges figure is an estimate rather than a historic figure because this better reflects the expected future charges. The charges may vary from year to year. The exact charges made for each financial year are contained in the fund's annual report.
- The annual management charge is taken from income.

For more information about charges, please see the fund's prospectus, which is available at www.artemisfunds.com or www.fundinfo.com.

Charges are accurate as at: 31 October 2024, unless specified.

PAST PERFORMANCE



- I accumulation units, GBP
- FTSE All-Share Index TR
- IA UK All Companies NR

- How the fund has performed in the past is not a guide to how it will perform in the future.
- This class may have charges or a hedging approach different from those in the IA sector benchmark.
- Past performance is net of all charges except any costs incurred when investors buy or sell the fund.
- Performance is calculated in sterling.
- Fund launch date: 23 December 1986.
- Class launch date: 1 September 2010.

Past performance is accurate as at: 31 December 2024.

PRACTICAL INFORMATION

Trustee: Northern Trust Investor Services Limited

Further information: Can be obtained from the fund's prospectus and the latest annual and half-yearly reports. The documents are in English and available free of charge. These can be found, along with other information such as the price of the fund's classes by contacting Artemis or visiting www.fundinfo.com.

Remuneration policy: Information about Artemis' remuneration policy is available at www.artemisfunds.com; a paper copy is available free of charge on request.

Tax legislation: UK tax legislation that applies to the fund may have an impact on your personal tax position.

Liability: Artemis Fund Managers Limited may be held liable solely on the basis of any statement contained in this document that is misleading, inaccurate or inconsistent with the relevant parts of the prospectus for the fund.

Glossary: For more information about some of the terms used in this document, please visit www.artemisfunds.com/glossary.

Switches: Subject to any restrictions on the eligibility of investors for a particular class, you can switch your investments between funds or classes in the Artemis range. For further information, please refer to the prospectus or contact Artemis.

Contact Artemis: Visit www.artemisfunds.com or call 0800 092 2051.

Authorisation and regulation: The fund is authorised in the UK by the Financial Conduct Authority. Artemis Fund Managers Limited is authorised and regulated in the UK by the Financial Conduct Authority.

Key Investor Information

This document provides you with key investor information about this fund. It is not marketing material. The information is required by law to help you understand the nature and the risks of investing in this fund. You are advised to read it so you can make an informed decision about whether to invest.

Fidelity Global Dividend Fund

a sub-fund of Fidelity Investment Funds

Fidelity Global Dividend Fund W Income Shares

(ISIN:GB00B7778087)

This fund is managed by FIL Investment Services (UK) Limited

Objectives and Investment Policy

Objective: The fund aims to increase the value of your investment, with low volatility versus the MSCI All Country World (Net Total Return) Index. It also seeks to pay you an income that is at least 25% more than the income produced by the companies included in the index.


Investment Policy: The fund will invest at least 70% in companies globally. The remainder will be invested in other investment types such as cash and derivatives. The Investment Manager will choose investments which it believes offer attractive income in addition to increasing their share price.

Investment Process: The fund is managed without reference to a benchmark and has full discretion in its choices of investments within its objectives and policies.

Derivatives and Techniques: Derivatives are investments whose value is linked to another investment, or to the performance of a stock exchange or to some other variable factor, such as interest rates and used to reduce risk or transaction costs and/or to generate extra income or further increase the value of your investment.

Additional information: Income from the fund is either paid out to you or it is used to buy you more shares in the fund. As the fund aims to generate an income, some charges will be taken from the fund rather than the income generated by the fund. This means the amount payable as income may be increased and the potential to increase the value of your investment may be reduced. Shares can usually be bought and sold each business day of the fund. The fund's performance can be compared to the MSCI All Country World (Net total return) Index.

Risk and Reward Profile



Historical data may not be a reliable indication for the future.

The risk category shown is not guaranteed and may change over time.

The lowest category does not mean a "risk free" investment.

The risk and reward profile is classified by the level of historical fluctuation of the Net Asset Values of the share class, and within this classification, categories 1-2 indicate a low level of historical fluctuations, 3-5 a medium level and 6-7 a high level.

The value of your investment may fall as well as rise and you may get back less than you originally invested.

The fund may invest in instruments denominated in currencies other than the fund base currency. Changes in currency exchange rates can therefore affect the value of your investment.

This fund is categorised in risk class 5 because, in accordance with the investment policy, the value of the investments may fluctuate somewhat sharply. Consequently, both the expected return and the potential risk of loss may be above average.

Charges for this fund

The charges you pay are used to pay the costs of running the fund, including the costs of marketing and distributing it. These charges reduce the potential growth of your investment.

One-off charges taken before or after you invest	
Entry charge	0.00%
Exit charge	0.00%
The entry and exit charges shown are maximum figures. In some cases you might pay less - you can find this out from your financial adviser / distributor.	
Charges taken from the fund over a year	
Ongoing charges	0.92%
Charges taken from the fund under certain specific conditions	
Performance fee	N/A

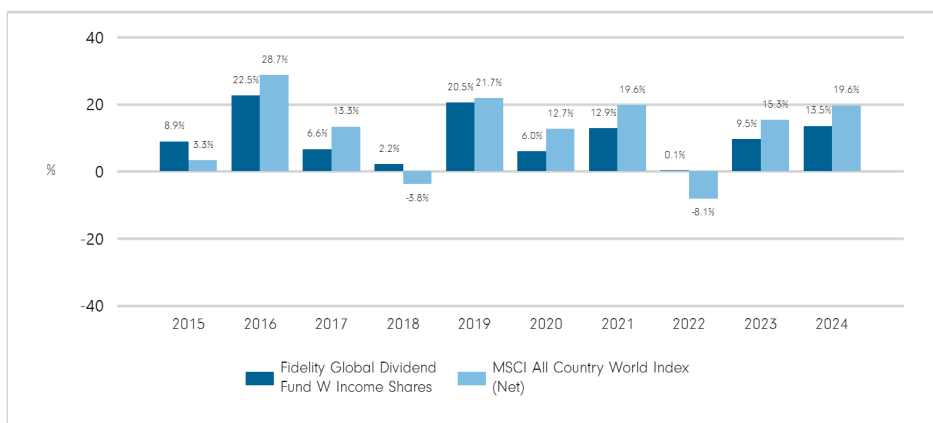
This is the maximum that might be taken out of your money before it is invested or before the proceeds of your investment are paid out.

The ongoing charges figure is based on expenses for the year ending 29/02/2024. This figure may vary from year to year. It excludes:

- performance fees (where applicable);
- portfolio transaction costs, except in the case of an entry/exit charge paid by the fund when buying or selling units in another collective investment undertaking.

For more information about charges, including the possibility that swing pricing may apply, please consult the most recent Prospectus.

Past Performance



Past performance is not a guide to future performance results.

If any, the past performance shown takes into account the ongoing charges with exception of any applicable entry/exit charges.

The fund was launched on 30 January 2012. This class was launched on 15 October 2012.

Past performance has been calculated in GBP.

If applicable, events in the fund's life which may have affected the performance history are highlighted as an "**"; in the chart, which may include changes to the fund's objective and details of such events can be found on our website or by requesting it from your appointed representative or your usual Fidelity contact. If applicable, the Objectives and Investment Policy section shall refer to a benchmark and information on previous benchmarks may be found in the annual report and accounts.

Practical Information

Depositary: JP Morgan Europe Limited.

This key information document describes a sub-fund of Fidelity Investment Funds (the "Fund"). The prospectus and periodic reports are prepared for the entire Fund.

For more information, please consult the prospectus and latest reports and accounts which may be obtained free of charge in English from FIL Investment Services (UK) Limited. These documents and details of the remuneration policy are available via www.fidelityinternational.com.

The tax legislation in United Kingdom may have an impact on your personal tax position. For further details you should consult a tax advisor.

FIL Investment Services (UK) Limited may be held liable solely on the basis of any statement contained in this document that is misleading, inaccurate or inconsistent with the relevant parts of the prospectus of the fund.

The Net Asset Value of the fund is available at the registered office of FIL Investment Services (UK) Limited, and at www.fidelityinternational.com.

The assets and liabilities of the fund are segregated by law from those of other sub-funds and there is no cross-liability among the sub-funds.

You may have the right to switch from this share class into the same or possibly other share class types of another sub-fund of the Fund. Details on switching rules may be found in the Prospectus.

This fund is authorised in United Kingdom and regulated by Financial Conduct Authority (FCA).

FIL Investment Services (UK) Limited is authorised in United Kingdom and regulated by Financial Conduct Authority (FCA).

This key investor information is accurate as at 03/01/2025.



Key Investor Information

This document provides you with key investor information about this Fund. It is not marketing material. The information is required by law to help you understand the nature and the risks of investing in this Fund. You are advised to read it so you can make an informed decision about whether to invest.

Invesco Global Emerging Markets Fund (UK) (the "Fund")

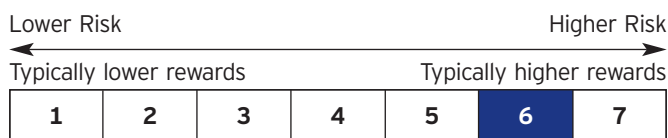
A fund of Invesco Smaller Companies and Markets Investment Series (the "Company") Z Accumulation share class (ISIN: GB00B8N46731) (the "Share Class")

The Fund is managed by Invesco Fund Managers Limited, part of the Invesco Group.

Objectives and Investment Policy

- The objective of the Fund is to achieve long-term (5 years plus) capital growth.
- The Fund invests at least 80% of its assets in shares of companies incorporated, domiciled or carrying out the main part of their economic activity in emerging markets globally. Exposure to emerging markets may be obtained indirectly by investment in securities traded on other markets.
- The Fund may use derivatives (complex instruments) to manage the Fund more efficiently, with the aim of reducing risk, reducing costs and/or generating additional capital or income.
- The Fund has an active investment approach based on stock selection driven by the fund manager's assessment of valuation. The Fund is not constrained by a benchmark and has a flexible approach with no inbuilt bias to country, sector or company size.
- The reference to (UK) in the Fund's name only relates to the Fund's domicile and is unrelated to the Fund's objective and investment policy.
- You can buy, sell and switch shares in the Fund on any Dealing Day (as defined in the Prospectus).
- Any income from your investment will be reinvested.
- Recommendation: The Fund may not be appropriate if you plan to withdraw your money within 5 years.

Risk and Reward Profile



- The Share Class is in risk category 6 due to the rises and falls of its price or simulated data in the past.
- As the Share Class' risk category has been calculated using historical data, it may not be a reliable indication of the Share Class' future risk profile.
- The risk category may change in the future and is not guaranteed.
- The lowest category does not mean a risk free investment.

Other Risks

- The value of investments and any income will fluctuate (this may partly be the result of exchange rate fluctuations) and you may not get back the full amount invested. Over time, inflation may erode the value of investments.
- The Fund invests in emerging and developing markets, where there is potential for a decrease in market liquidity, which may mean that it is not easy to buy or sell securities. There may also be difficulties in dealing and settlement, and custody problems could arise.
- The Fund may use Stock Connect to access China A Shares traded in mainland China. This may result in additional liquidity risk and operational risks including settlement and default risks, regulatory risk and system failure risk.
- The Fund may use derivatives (complex instruments) in an attempt to reduce the overall risk of its investments, reduce the costs of investing and/or generate additional capital or income, although this may not be achieved. The use of such complex instruments may result in greater fluctuations of the value of the Fund. The Manager, however, will ensure that the use of derivatives within the Fund does not materially alter the overall risk profile of the Fund.
- The Fund's performance may be adversely affected by variations in the relative strength of world currencies or if Sterling strengthens against those currencies.
- A more detailed description of risk factors that apply to this Fund is set out in Section 29 of the Prospectus.

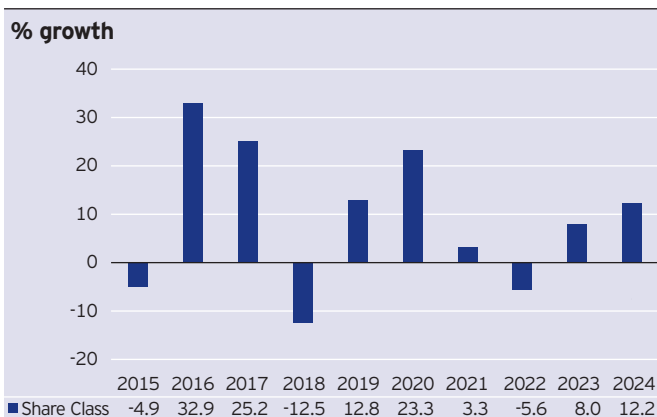
Charges

The charges you pay are used to pay the costs of running the Fund, including the costs of marketing and distributing it. These charges reduce the potential growth of your investment.

One-off charges taken before or after you invest	
Entry charge	None
Exit charge	None
Any charges shown above are the maximum that might be taken out of your money before it is invested.	
Charges taken from the Share Class over a year	
Ongoing charge	0.75%
Charges taken from the Share Class under certain specific conditions	
Performance fee	None

- The ongoing charge figure reflects the fund management fee, a fixed fee. The figure excludes indirect ongoing costs and portfolio transaction costs.
- For a full breakdown of the fund's charges please see the Costs and Charges document on our website: www.invesco.com/uk/icvc-charges

Past Performance



- Fund launch date: 29 June 1987.
- Share Class launch date: 12 November 2012.
- The base currency of the Fund is Sterling.
- Performance figures are calculated in Sterling.
- Performance figures are calculated inclusive of reinvested income and net of the ongoing charge and portfolio transaction costs.
- Past performance is not a guide to future returns.

Practical Information

- Depository: Citibank UK Limited
- The UK tax regime may have an impact on your personal tax position.
- Invesco Fund Managers Limited may be held liable solely on the basis of any statement contained in this document that is misleading, inaccurate or inconsistent with the relevant parts of the Prospectus.
- The Company is structured by having different funds. The assets and liabilities of each fund are segregated by UK Law. As a consequence the assets of the Fund will not be available to meet the liabilities of another fund within the Company.
- You are entitled to switch from this Fund to another fund within the Invesco ICVC fund range on request.
- More share classes are available for this Fund. You can find more information on our website.
- You can check the latest price for this Share Class on our website.
- Information on our remuneration policy is available on our website and can be obtained, free of charge, upon request.
- Further details can be found in the Prospectus and the Annual and Interim Reports, which can be obtained in English, free of charge, from www.invesco.com/UK or by calling us on 0800 085 8677.

This Fund is authorised in the United Kingdom and regulated by the Financial Conduct Authority.
Invesco Fund Managers Limited is authorised in the United Kingdom and regulated by the Financial Conduct Authority.
This Key Investor Information is accurate as at 14 February 2025.



Invesco

Key Investor Information

This document provides you with key investor information about this Fund. It is not marketing material. The information is required by law to help you understand the nature and the risks of investing in this Fund. You are advised to read it so you can make an informed decision about whether to invest.

Invesco Global Equity Income Fund (UK) (the "Fund")

A fund of Invesco Global Investment Series (the "Company")

Z Income share class (ISIN: GB00B8N46178) (the "Share Class")

The Fund is managed by Invesco Fund Managers Limited, part of the Invesco Group.

Objectives and Investment Policy

- The objective of the Fund is to achieve income and capital growth over the long term (5 years plus).
- The Fund invests at least 80% of its assets in shares of companies globally.
- The Fund may use derivatives (complex instruments) to manage the Fund more efficiently, with the aim of reducing risk, reducing costs and/or generating additional capital or income.
- The Fund has an active investment approach based on stock selection driven by the fund manager's assessment of valuation and invests in companies that enable the Fund to grow its dividend and deliver capital appreciation. The Fund is not constrained by a benchmark and has a flexible approach with no inbuilt bias to country, sector or company size.
- The reference to (UK) in the Fund's name only relates to the Fund's domicile and is unrelated to the Fund's objective and investment policy.
- You can buy, sell and switch shares in the Fund on any Dealing Day (as defined in the Prospectus).
- Any income from your investment will be paid quarterly.
- Recommendation: The Fund may not be appropriate if you plan to withdraw your money within 5 years.

Risk and Reward Profile

Lower Risk ← Higher Risk
Typically lower rewards ← Typically higher rewards

1	2	3	4	5	6	7
---	---	---	---	---	---	---

- The Share Class is in risk category 5 due to the rises and falls of its price or simulated data in the past.
- As the Share Class' risk category has been calculated using historical data, it may not be a reliable indication of the Share Class' future risk profile.
- The risk category may change in the future and is not guaranteed.
- The lowest category does not mean a risk free investment.

Other Risks

- The value of investments and any income will fluctuate (this may partly be the result of exchange rate fluctuations) and you may not get back the full amount invested. Over time, inflation may erode the value of investments.
- As one of the key objectives of the Fund is to provide income, the ongoing charge is taken from capital rather than income. This can erode capital and reduce the potential for capital growth.
- The Fund may use derivatives (complex instruments) in an attempt to reduce the overall risk of its investments, reduce the costs of investing and/or generate additional capital or income, although this may not be achieved. The use of such complex instruments may result in greater fluctuations of the value of the Fund. The Manager, however, will ensure that the use of derivatives within the Fund does not materially alter the overall risk profile of the Fund.
- The Fund's performance may be adversely affected by variations in the relative strength of world currencies or if Sterling strengthens against those currencies.
- A more detailed description of risk factors that apply to this Fund is set out in Section 29 of the Prospectus.

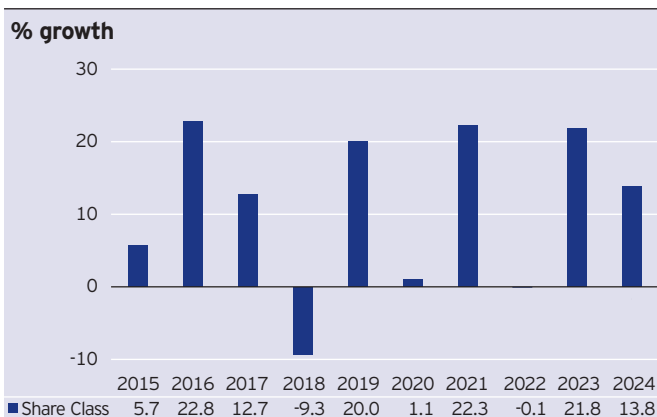
Charges

The charges you pay are used to pay the costs of running the Fund, including the costs of marketing and distributing it. These charges reduce the potential growth of your investment.

One-off charges taken before or after you invest	
Entry charge	None
Exit charge	None
Any charges shown above are the maximum that might be taken out of your money before it is invested.	
Charges taken from the Share Class over a year	
Ongoing charge	0.87%
Charges taken from the Share Class under certain specific conditions	
Performance fee	None

- The ongoing charge figure reflects the fund management fee, a fixed fee. The figure excludes indirect ongoing costs and portfolio transaction costs.
- For a full breakdown of the fund's charges please see the Costs and Charges document on our website: www.invesco.com/uk/icvc-charges

Past Performance



- Fund launch date: 02 March 2009.
- Share Class launch date: 12 November 2012.
- The base currency of the Fund is Sterling.
- Performance figures are calculated in Sterling.
- Performance figures are calculated inclusive of reinvested income and net of the ongoing charge and portfolio transaction costs.
- Past performance is not a guide to future returns.

Practical Information

- Depository: Citibank UK Limited
- The UK tax regime may have an impact on your personal tax position.
- Invesco Fund Managers Limited may be held liable solely on the basis of any statement contained in this document that is misleading, inaccurate or inconsistent with the relevant parts of the Prospectus.
- The Company is structured by having different funds. The assets and liabilities of each fund are segregated by UK Law. As a consequence the assets of the Fund will not be available to meet the liabilities of another fund within the Company.
- You are entitled to switch from this Fund to another fund within the Invesco ICVC fund range on request.
- More share classes are available for this Fund. You can find more information on our website.
- You can check the latest price for this Share Class on our website.
- Information on our remuneration policy is available on our website and can be obtained, free of charge, upon request.
- Further details can be found in the Prospectus and the Annual and Interim Reports, which can be obtained in English, free of charge, from www.invesco.com/UK or by calling us on 0800 085 8677.

This Fund is authorised in the United Kingdom and regulated by the Financial Conduct Authority.
Invesco Fund Managers Limited is authorised in the United Kingdom and regulated by the Financial Conduct Authority.
This Key Investor Information is accurate as at 23 July 2025.



Invesco

Key Investor Information

This document provides you with key investor information about this Fund. It is not marketing material. The information is required by law to help you understand the nature and the risks of investing in this Fund. You are advised to read it so you can make an informed decision about whether to invest.

Invesco Global ex UK Core Equity Index Fund (UK) (the "Fund")

A fund of Invesco Global Investment Series (the "Company")

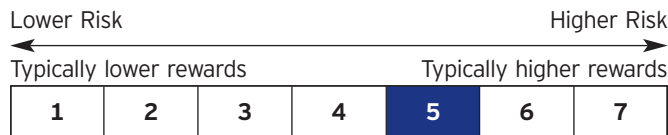
Z Accumulation share class (ISIN: GB00BTZGZ338) (the "Share Class")

The Fund is managed by Invesco Fund Managers Limited, part of the Invesco Group.

Objectives and Investment Policy

- The objective of the Fund is to achieve long term (5 years plus) capital growth.
- The Fund invests at least 80% of its assets in shares of companies globally, excluding the UK.
- The Fund may use derivatives (complex instruments) to manage the Fund more efficiently, with the aim of reducing risk, reducing costs and/or generating additional capital or income.
- The Fund follows a systematic investment process to produce a portfolio which shares the broad risk characteristics of its Benchmark, the MSCI World ex UK Index (Net Total Return), with a tracking error target of 3%.
- The Fund has an active investment strategy that uses a range of factors (earnings momentum, price momentum, quality and value) to evaluate the attractiveness of stocks together with an assessment of their risk.
- The reference to (UK) in the Fund name only relates to the Fund's domicile and is unrelated to the Fund's objectives and investment policy.
- You can buy, sell and switch shares in the Fund on any Dealing Day (as defined in the Prospectus).
- Any income from your investment will be reinvested.
- Recommendation: The Fund may not be appropriate if you plan to withdraw your money within 5 years.

Risk and Reward Profile



- The Share Class is in risk category 5 due to the rises and falls of its price or simulated data in the past.
- As the Share Class' risk category has been calculated using historical data, it may not be a reliable indication of the Share Class' future risk profile.
- The risk category may change in the future and is not guaranteed.
- The lowest category does not mean a risk free investment.

Other Risks

- The value of investments and any income will fluctuate (this may partly be the result of exchange rate fluctuations) and you may not get back the full amount invested. Over time, inflation may erode the value of investments.
- The Fund may use derivatives (complex instruments) in an attempt to reduce the overall risk of its investments, reduce the costs of investing and/or generate additional capital or income, although this may not be achieved. The use of such complex instruments may result in greater fluctuations of the value of the Fund. The Manager, however, will ensure that the use of derivatives within the Fund does not materially alter the overall risk profile of the Fund.
- The Fund's performance may be adversely affected by variations in the relative strength of world currencies or if Sterling strengthens against those currencies.
- A more detailed description of risk factors that apply to this Fund is set out in Section 29 of the Prospectus.

Charges

The charges you pay are used to pay the costs of running the Fund, including the costs of marketing and distributing it. These charges reduce the potential growth of your investment.

One-off charges taken before or after you invest	
Entry charge	None
Exit charge	None
Any charges shown above are the maximum that might be taken out of your money before it is invested.	
Charges taken from the Share Class over a year	
Ongoing charge	0.45%
Charges taken from the Share Class under certain specific conditions	
Performance fee	None

- The ongoing charge figure reflects the fund management fee, a fixed fee. The figure excludes indirect ongoing costs and portfolio transaction costs.
- For a full breakdown of the fund's charges please see the Costs and Charges document on our website: www.invesco.com/uk/icvc-charges

Past Performance

As this Share Class has been in existence for less than one calendar year, there is insufficient data to provide a useful indication of past performance.

- Fund launch date: 31 October 2006.
- Share Class launch date: 20 March 2025.
- The base currency of the Fund is Sterling.
- Constraining Benchmark: MSCI World ex UK Index GBP (Net Total Return). The Fund has a high correlation to the Benchmark and has similar risk characteristics aiming for a tracking error target of 3%. As a result, this will limit the extent to which the Fund's performance will deviate from the Benchmark. The Fund's performance can be measured against the Benchmark.

Practical Information

- Depositary: Citibank UK Limited
- The UK tax regime may have an impact on your personal tax position.
- Invesco Fund Managers Limited may be held liable solely on the basis of any statement contained in this document that is misleading, inaccurate or inconsistent with the relevant parts of the Prospectus.
- The Company is structured by having different funds. The assets and liabilities of each fund are segregated by UK Law. As a consequence the assets of the Fund will not be available to meet the liabilities of another fund within the Company.
- You are entitled to switch from this Fund to another fund within the Invesco ICVC fund range on request.
- More share classes are available for this Fund. You can find more information on our website.
- You can check the latest price for this Share Class on our website.
- Information on our remuneration policy is available on our website and can be obtained, free of charge, upon request.
- Further details can be found in the Prospectus and the Annual and Interim Reports, which can be obtained in English, free of charge, from www.invesco.com/UK or by calling us on 0800 085 8677.

This Fund is authorised in the United Kingdom and regulated by the Financial Conduct Authority.
Invesco Fund Managers Limited is authorised in the United Kingdom and regulated by the Financial Conduct Authority.
This Key Investor Information is accurate as at 20 March 2025.

Key Information Document



Purpose

This document provides you with key information about this investment product. It is not marketing material. The information is required by law to help you understand the nature, risks, costs, potential gains and losses of this product and to help you compare it with other products.

Product

Product: Jupiter Asset Management Series PLC ("The Company"), Jupiter Merian Global Equity Absolute Return Fund, I GBP Hedged Acc

ISIN: IE00BLP5S809

Website: www.jupiteram.com

Call number: +353-1 622 4499

The Central Bank of Ireland ("CBI") is responsible for supervising Jupiter Asset Management Series PLC in relation to this Key Information Document.

This PRIIP is authorised in Ireland.

Jupiter Asset Management (Europe) Limited (the "Management Company") is authorised in Ireland and supervised by the CBI.

Date of Publication: 14/02/2025

What is this product?

Type: Jupiter Merian Global Equity Absolute Return Fund (the "Fund") is a sub-fund of Jupiter Asset Management Series PLC, incorporated in Ireland.

Term: The Fund has no maturity date. The Management Company is not entitled to terminate the Fund unilaterally.

Objective: Capital growth, while closely controlling risk. The Fund also aims to deliver an absolute return (above zero performance, irrespective of market conditions) over rolling 12 month periods.

Policy: In seeking to achieve its investment objective, the Fund will aim to deliver a return, net of fees, in excess of the Federal Reserve Funds Target Rate over rolling 3 year periods. For performance measurement purposes, the cash benchmark will differ for non-base currency classes.

The Fund also aims to achieve its objective within an annualised volatility limit of 6 per cent.

The Fund may invest no less than 51%/majority in company shares and similar investments listed or located anywhere in the world.

The Fund uses derivatives (i.e. financial contracts whose value is linked to the expected price movements of an underlying investment), with the aim of generating returns and reducing the overall costs and/or risks of the Fund.

The Fund will adopt a structured market neutral position (balancing long and short positions aiming to build a portfolio with zero market exposure) at all times.

The Fund will hold a long position (benefit from buying an asset with the aim of selling it later at a higher price relative to the market) in an investment expected to outperform the market, and short (benefit from the sale of an asset with the aim of buying it later at a lower price relative to the market) an investment expected to underperform the market.

The Fund can take long and short positions through the use of derivatives, which may result in the Fund being leveraged. Leverage magnifies the exposure of the Fund to greater than the underlying investments. In such situations, returns may rise or fall more than they would have done otherwise, reflecting such additional exposure.

The Fund is actively managed. Portfolio construction is driven by systematic analysis of companies against several distinct characteristics including stock price valuation, balance sheet quality, growth characteristics, efficient use of capital, analyst sentiment and supportive market trends to identify attractively priced investment opportunities.

The Fund promotes environmental and social characteristics on an ongoing basis within the scope of Article 8 of the Sustainable Finance Disclosure Regulation. The environmental and social characteristics selected for Jupiter Merian Global Equity Absolute Return Fund include the promotion of the transition to a low carbon economy and the upholding of responsibilities to people and planet.

Treatment of income: as shares in this class are accumulation shares, income from investments will be reinvested into the Fund and reflected in the value of the shares.

Hedging policy: The Fund also aims to protect against exchange rate movements between the Fund's base currency and the share class currency by hedging.

Dealing: In respect of the Fund, means a day (excluding Saturdays and Sundays) on which banks and stock exchanges are open for business both in Dublin and in London.

Intended retail investor: The type of investor for whom the Fund is intended may include retail investors with no financial industry experience. Investors should be aware that a capital loss of some or all of the amount invested may occur. An investment in a particular Fund should be considered in the context of an investor's overall investment portfolio.

The Fund's assets are held with its depositary, Citi Depositary Services Ireland Designated Activity Company.

Further information about the Company, copies of its prospectus, annual and half-yearly reports may be obtained, for the entire Company, free of charge (the prospectus is available in English and other required languages) from the administrator, Citibank Europe plc, at 1 North Wall Quay, Dublin 1 Ireland or visit www.jupiteram.com.

The latest share prices are available from the administrator during normal business hours and will be published daily at www.jupiteram.com.

What are the risks and what could I get in return?

Risk indicator



The risk indicator assumes you keep the product for 5 years.

The summary risk indicator is a guide to the level of risk of this product compared to other products. It shows how likely it is that the product will lose money because of movements in the markets or because we are not able to pay you.

We have classified this Fund as 2 out of 7 which is a low risk class. This rates the potential losses from future performance at a low level. Adverse market conditions are very unlikely to impact the probability of experiencing material losses on your investment.

Be aware of currency risk. You will receive payments in a different currency, so the final return you will get depend on the exchange rate between the two currencies. This risk is not considered in the indicator shown above.

Other key material risks not captured by the risk indicator that could potentially impact the Fund are disclosed in the Prospectus and Supplement.

This product does not include any protection from future market performance so you could lose some or all of your investment. If we are not able to pay you what is owed, you could lose your entire investment. However, you may benefit from a consumer protection scheme (see the section 'what happens if we are unable to pay you'). The indicator shown above does not consider this protection.

Performance Scenarios

What you will get from this Fund depends on future market performance. Market developments in the future are uncertain and cannot be accurately predicted. The unfavourable, moderate, and favourable scenarios shown are illustrations using the worst, average, and best performance of the product over the last 10 years. Markets could develop very differently in the future.

Recommended holding period:		5 years	
Example Investment:		GBP 10 000	
		If you exit after 1 year	If you exit after 5 years
Scenarios			
Minimum	There is no minimum guaranteed return if you exit before 5 years. You could lose some or all of your investment.		
Stress	What you might get back after costs	GBP 7 770	GBP 7 770
	Average return each year	-22.30%	-4.92%
Unfavourable	What you might get back after costs	GBP 8 680	GBP 8 970
	Average return each year	-13.20%	-2.15%
Moderate	What you might get back after costs	GBP 10 670	GBP 10 450
	Average return each year	6.70%	0.88%
Favourable	What you might get back after costs	GBP 11 870	GBP 15 270
	Average return each year	18.70%	8.83%

The figures shown include all the costs of the product itself, but may not include all the costs that you pay to your advisor or distributor. The figures do not take into account your personal tax situation, which may also affect how much you get back.

The stress scenario shows what you might get back in extreme market circumstances.

Unfavourable scenario: This type of scenario occurred for an investment between 2015 and 2020.

Moderate scenario: This type of scenario occurred for an investment between 2016 and 2021.

Favourable scenario: This type of scenario occurred for an investment between 2019 and 2024.

What happens if Jupiter Asset Management (Europe) Limited is unable to pay out?

There is no compensation scheme or guarantee scheme in the event that the Company (or any other party including the Management Company) is unable to pay out.

What are the costs?

The person advising on or selling you this product may charge you other costs. If so, this person will provide you with information about these costs and how they affect your investment.

Costs over Time

The tables show the amounts that are taken from your investment to cover different types of costs. These amounts depend on how much you invest, how long you hold the product. The amounts shown here are illustrations based on an example investment amount and different possible investment periods.

We have assumed:

- In the first year you would get back the amount that you invested (0% annual return). For the other holding periods we have assumed the product performs as shown in the moderate scenario

- 10 000 GBP is invested.

	If you exit after 1 year	If you exit after 5 years
Total costs	GBP 180	GBP 963
Annual cost impact (*)	1.8%	1.8% each year

(*) This illustrates how costs reduce your return each year over the holding period. For example it shows that if you exit at the recommended holding period your average return per year is projected to be 2.7 % before costs and 0.9 % after costs.

Composition of Costs

One-off costs upon entry or exit		If you exit after 1 year
Entry costs	We do not charge an entry fee.	GBP 0
Exit costs	We do not charge an exit fee for this product.	GBP 0
Ongoing costs taken each year		
Management fees and other administrative or operating costs	0.81 % of the value of your investment per year. This is an estimate, based on the Fund's expenses over the last year and its current underlying investments.	GBP 81
Transaction costs	0.48 % of the value of your investment per year. This is an estimate of the costs incurred when we buy and sell the underlying investments for the product. The actual amount will vary depending on how much we buy and sell.	GBP 48
Incidental costs taken under specific conditions		
Performance fees (and carried interest)	The actual amount will vary depending on how well your investment performs. The aggregated cost estimation above includes the average over the last 5 years.	GBP 51

How long should I hold it and can I take money out early?

Recommended holding period: 5 years

The Fund's shares are designed to be held over the long term and may not be suitable as short-term investments. There is no guarantee that any appreciation in the value of the Fund's investments will occur and investors may not get back the full value of their investments. The value of the shares and the income derived from them (if any) may go down as well as up.

How can I complain?

For complaints about the Fund, please contact the Administrator, Citibank Europe plc. They can be contacted by post at Transfer Agency 3rd Floor, 1 North Wall Quay, Dublin 1, Ireland, by telephone on +353 1622 4499 or by email at JAMTA@citi.com.

For complaints against the Management Company, Jupiter Asset Management (Europe) Limited, please contact them by post at The Wilde, 53 Merrion Square South, Dublin 2, Ireland or by email at JAMEL@jupiteram.com.

Further details about complaints handling arrangements can be found on www.jupiteram.com.

Other relevant information

This Key Information Document is for a single sub-fund of the Company and the Prospectus, annual and semi-annual reports are for the entire Company.

You can find information related to the product past performance over the last 10 years (or shorter if unavailable) and to previous performance scenario calculations at www.jupiteram.com.

This document provides you with key investor information about this fund. It is not marketing material. The information is required by law to help you understand the nature and the risks of investing in this fund. You are advised to read it so you can make an informed decision about whether to invest.

Royal London Absolute Return Government Bond Fund (Accumulation - Class M GBP Shares)

A sub-fund of Royal London Asset Management Funds plc ISIN: IE00BP268849
FundRock Management Company S.A. as its Management Company

Objectives and investment policy

Objective The investment objective of the Fund is to target absolute positive capital growth. The Fund seeks to achieve its investment objective by outperforming its benchmark, the Sterling Overnight Index ("SONIA") on an annual basis by +1.5 - 2.5% over rolling three-year periods and aims to provide positive performance over 12 month periods.

Policy The Fund invests in a portfolio comprising of fixed and/or floating rate investment grade global government bonds and inflation linked bonds, fixed rate and/or floating rate investment grade global bonds issued by supranational entities, AAA fixed and/or floating rate securities and financial derivative instruments.

The Fund may also invest up to 10% in other investment funds, known as collective investment schemes ("CIS"), including funds managed by the Investment Manager or another Royal London group company, which will be regulated, and may be leveraged or unleveraged, as well as eligible exchange traded funds. Such CIS will be domiciled globally. The Fund may invest in such CIS for the purposes of achieving its investment objective and policy.

The Fund may use derivatives to achieve the investment objective, for hedging against anticipated movements in a market or a security, or where it is more economically effective than directly holding the underlying asset as well as for efficient portfolio management purposes.

The Fund may use derivatives to take 'long' positions and 'short' positions. The Fund will simultaneously take long positions in assets which it believes are undervalued and short positions in assets that it believes are overvalued.

The Fund uses derivatives to provide investors with a similar return to any share class issued in the working currency of the Fund (sterling).

The Benchmark is being used by the Fund for performance comparison purposes only and the Fund does not intend to track it. For non-Base Currency Classes, an appropriate rate is used as a substitute for the Benchmark for each relevant Class currency. The Fund will be actively managed and its portfolio will not be constrained by reference to any index or only invest in instruments within it.

More information on the sustainability factors for this fund can be found in the prospectus on our website at www.rlam.com

Recommendation The Fund may not be appropriate for investors who plan to withdraw their money within 3 years.

Concepts to understand

Bonds Securities that represent an obligation to repay a debt, with interest. Investment grade bonds are high quality bonds that are viewed as being highly likely to make all scheduled payments of interest and principal. Low quality bonds carry higher risk but also typically pay higher rates of interest.


Derivative A financial instrument whose price is dependent upon or derived from one or more underlying asset.

Efficient Portfolio Management An investment technique that allows the use of derivatives for at least one of the following purposes: to increase the value of the Fund; to protect the value of the Fund or to reduce the risks of certain investments.

You can buy and sell your shares on each working day in London, except public holidays, at 5.00pm (Irish time) if you tell us before 5.00pm (Irish time) that you want to do so. Instructions received after 5.00pm (Irish time) will be processed at 5.00pm (Irish time) on the following working day.

Other share classes may be available as described in the Prospectus. If this is an income share class, any income will be paid out to you. If this is an accumulation share class, any income will be reinvested in the Fund.

Risk and reward profile



The fund is shown in risk category 2 because its share price has shown a low level of volatility historically. The indicator has been calculated using historical data and may not be a reliable indication of the future risk profile of the Fund. As an investment, bonds are typically more volatile than money market instruments but less volatile than shares. Bonds issued by corporations are typically more volatile than bonds issued by governments.

The risk and reward indicator is not a measure of the expected rise or fall in capital but shows how sharply the Fund's share price has gone up and down historically.

A fund whose share price has experienced sharp or large increases or decreases will sit in a higher risk category, whereas a fund whose share price has experienced small or gradual increases or decreases will sit in a lower risk category.

The indicator is calculated using a standard methodology that is used by all companies offering such funds in Europe.

The risk/reward indicator is an estimate and not a guarantee. Going forward, the Fund's actual volatility could be higher or lower, and its rated risk/reward profile could change. The lowest risk category does not mean the investment is risk free.

The risk indicator does not adequately capture the following risks, which are materially relevant to the Fund:

Investment Risk The value of investments and any income from them may go down as well as up and is not guaranteed. Investors may not get back the amount invested.

Credit Risk Should the issuer of a fixed income security become unable to make income or capital payments, or their rating is downgraded, the value of that investment will fall. Fixed income securities that have a lower credit rating can pay a higher level of income and have an increased risk of default.

Derivative Risk Derivatives are highly sensitive to changes in the value of the underlying asset which can increase both Fund losses and gains. The impact to the Fund can be greater where they are used in an extensive or complex manner, where the Fund could lose significantly more than the amount invested in derivatives.

EPM Techniques The Fund may engage in EPM techniques including holdings of derivative instruments. Whilst intended to reduce risk, the use of these instruments may expose the Fund to increased price volatility.

Exchange Rate Risk Investing in assets denominated in a currency other than the base currency of the Fund means the value of the investment can be affected by changes in exchange rates.

Interest Rate Risk Fixed interest securities are particularly affected by trends in interest rates and inflation. If interest rates go up, the value of capital may fall, and vice versa. Inflation will also decrease the real value of capital.

Liquidity Risk In difficult market conditions the value of certain fund investments may be difficult to value and harder to sell, or sell at a fair price, resulting in unpredictable falls in the value of your holding.

Counterparty Risk The insolvency of any institutions providing services such as safekeeping of assets or acting as counterparty to derivatives or other instruments, may expose the Fund to financial loss.

Charges

The charges you pay are used to pay the costs of running the Fund, including the costs of marketing and distributing the Fund. These charges reduce the potential growth of the investment.

One-off charges taken before or after you invest:

Entry charge	None
Exit charge	None

Charges taken from the fund over a year:

Ongoing charge	0.40%
----------------	-------

Charges taken from the fund under specific conditions:

Performance fee	None
-----------------	------

The entry and exit charge is the maximum that might be taken out of your money before it is invested or before the proceeds of your investment are paid out.

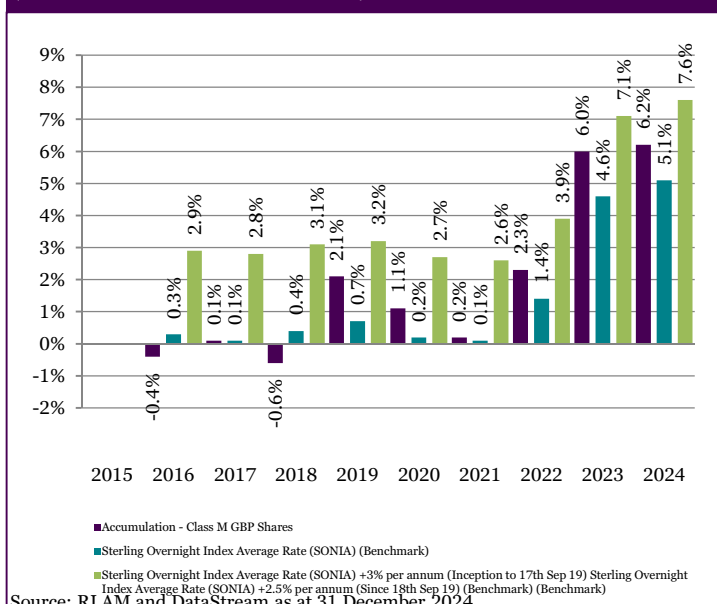
Ongoing charge is based on the Fund Management Fee (FMF), which is the periodic fee paid to cover the expenses of the Fund. This figure does not include portfolio transaction costs.

Past performance

The graph shows fund performance over the past 10 years where available. The figure for a given year shows how much the Fund increased or decreased in value during that year. These results reflect ongoing charges taken from the Fund, but do not reflect any entry charges you might have to pay.

The Fund was launched on 17 November 2014 and the share class on 23 February 2015.

The Royal London Absolute Return Government Bond Fund (Accumulation - Class M GBP Shares) in GBP



Past performance is not a guide to future performance and may not be repeated.

The chart shows performance in British Pounds after the ongoing charges and the portfolio transaction costs have been paid. Entry and exit charges are excluded from calculations of past performance. The past performance is calculated in British Pounds, with net dividends reinvested.

Practical information

Depository: State Street Custodial Services (Ireland) Ltd.

Additional Information: This Key Investor Information Document (KIID) may not contain all the information you need. For additional information on this fund (including the Supplementary Information Document), on other share classes of this fund and on other funds, or to obtain a free copy of the Fund's Prospectus or the annual and semi-annual shareholder reports, call the information line or write to the registered office, details of which are below. Alternatively, visit www.rlam.com. The Prospectus and shareholder reports are in English.

This document describes one share class of the Fund. The Prospectus and annual and semi-annual shareholder reports are prepared for the entire fund across all share classes.

For fund performance and most recent share price, visit www.rlam.com.

The Fund is a sub-fund of Royal London Asset Management Funds plc, which is an umbrella fund with segregated liability between sub-funds. As a consequence, the holdings of one sub-fund are kept separate from the holdings of other sub-funds and your investment in the Fund cannot be used to pay the liabilities of any other sub-fund. Investors may exchange their shares in the Fund for shares in other sub-funds of Royal London Asset Management Funds plc.

Should you wish to switch share classes or funds, please see the "Switching" section of the Prospectus for details.

Tax: Investors should note that the tax legislation that applies to the Fund may have an impact on the personal tax position of their investment in the Fund.

Contact your adviser to discuss tax treatment, suitability of this investment, and other questions.

Notices: FundRock Management Company S.A. may be held liable solely on the basis of any statement contained in this document that is misleading, inaccurate or inconsistent with the relevant parts of the Prospectus.

This Fund and Royal London Asset Management Funds plc are authorised in Ireland and regulated by the Central Bank of Ireland.

The Management Company is authorised in Luxembourg and supervised by the Commission de Surveillance du Secteur Financier (CSSF).

A paper copy of the detailed and up-to-date remuneration policy of the Management Company, including a description of how remuneration and benefits are calculated, the identity of persons responsible for awarding the remuneration and benefits, is available free of charge at its registered office and on the website <https://www.fundrock.com/policies-and-compliance/remuneration-policy/>, under section "Fund documentation".

Address: FundRock Management Company S.A., Airport Center Building 5, Heienhaff L-1736 Senningerberg Grand Duchy of Luxembourg

Telephone: +353 1853 8797

Website: www.rlam.com

A member of the Investment Association

Publication Date: This Key Investor Information is accurate as at 31 July 2025

This document provides you with key investor information about this fund. It is not marketing material. The information is required by law to help you understand the nature and the risks of investing in this fund. You are advised to read it so you can make an informed decision about whether to invest.

Royal London Diversified Asset-Backed Securities Fund (Accumulation – Class Z Shares)

A sub-fund of Royal London Bond Funds ICVC ISIN: GB00B4K6P774
Managed by Royal London Unit Trust Managers Limited

Objectives and investment policy

Objective The Fund's investment objective is to achieve a positive absolute return in all market conditions over rolling 3-year periods, by investing at least 80% in asset-backed securities and other sterling-denominated corporate bonds.

The Fund does not offer any element of capital protection or guarantee that this return will be achieved.

The Fund's performance target is to outperform, before the deduction of charges, the Bank of England Sterling Overnight Interbank Average (SONIA) plus 2% per annum over rolling 3 year periods.

The Fund is actively managed.

Policy At least 80% of the Fund's assets will be invested in asset backed securities and other sterling corporate bonds, which will generally be fixed and floating-rate issues.

Where the manager believes it is in the best interests of the Fund, they may invest the remainder of the Fund's assets in a range of securities, including government bonds, index-linked bonds and bonds denominated in currencies other than sterling.

Up to 10% may be invested in other funds, known as collective investment schemes. A limited amount may also be invested in money market instruments and other transferable securities.

The Fund may also hold derivatives (investments that derive their value from another closely related underlying investment) for the purposes of efficient portfolio management.

Cash is unlikely to exceed 5% of assets.

Recommendation The Fund may not be appropriate for investors or investors who plan to withdraw their money within 3 years.

Concepts to understand

Bonds are defined as fixed-income investments issued as debt by companies and public bodies to raise finance. Investors in bonds receive a previously agreed, non-variable interest payment until the investment matures. Corporate bonds are those issued by companies to raise finance.

Positive absolute return The gain in an asset's value in absolute terms, rather than in relative terms.

Rolling 3 Year Period A rolling 3-year period is any period of three years, no matter which day you start on.

Efficient Portfolio Management A list of approved investment techniques, including the use of derivatives, used to protect against excessive risk, reduce cost or generate extra income or growth.

You can buy and sell your shares on each working day, except public holidays, at 12:00 noon if you tell us before 12:00 noon that you want to do so. Instructions received after 12:00 noon will be processed at 12:00 noon on the following working day.

Other share classes may be available as described in the Prospectus. If this is an income share class, any income will be paid out to you. If this is an accumulation share class, any income will be reinvested in the Fund.

Risk and reward profile



Lower risk

Higher risk

Typically lower rewards

Typically higher rewards

The fund is shown in risk category 3 because its share price has shown a medium to low level of volatility historically. The indicator has been calculated using historical data and may not be a reliable indication of the future risk profile of the Fund. As an investment, bonds are typically more volatile than money market instruments but less volatile than shares. Bonds issued by corporations are typically more volatile than bonds issued by governments.

The risk and reward indicator is not a measure of the expected rise or fall in capital but shows how sharply the Fund's share price has gone up and down historically.

A fund whose share price has experienced sharp or large increases or decreases will sit in a higher risk category, whereas a fund whose share price has experienced small or gradual increases or decreases will sit in a lower risk category.

The indicator is calculated using a standard methodology derived from EU rules.

The risk/reward indicator is an estimate and not a guarantee. Going forward, the Fund's actual volatility could be higher or lower, and its rated risk/reward profile could change. The lowest risk category does not mean the investment is risk free.

The risk indicator does not adequately capture the following risks, which are materially relevant to the Fund:

Investment Risk The value of investments and any income from them may go down as well as up and is not guaranteed. Investors may not get back the amount invested.

Exchange Rate Risk Investing in assets denominated in a currency other than the base currency of the Fund means the value of the investment can be affected by changes in exchange rates.

Counterparty Risk The insolvency of any institutions providing services such as safekeeping of assets or acting as counterparty to derivatives or other instruments, may expose the Fund to financial loss.

Government and Public Securities Risk The Fund can invest more than 35% of net assets in different Transferable Securities and Money Market Instruments issued or guaranteed by any EEA State, its local authorities, a third country or public international bodies of which one or more EEA States are members.

Leverage Risk The Fund employs leverage with the aim of increasing the Fund's returns or yield, however it also increases costs and its risk to capital. In adverse market conditions the Fund's losses can be magnified significantly.

Credit Risk Should the issuer of a fixed income security become unable to make income or capital payments, or their rating is downgraded, the value of that investment will fall. Fixed income securities that have a lower credit rating can pay a higher level of income and have an increased risk of default.

EPM Techniques The Fund may engage in EPM techniques including holdings of derivative instruments. Whilst intended to reduce risk, the use of these instruments may expose the Fund to increased price volatility.

Interest Rate Risk Fixed interest securities are particularly affected by trends in interest rates and inflation. If interest rates go up, the value of capital may fall, and vice versa. Inflation will also decrease the real value of capital.

Liquidity Risk In difficult market conditions the value of certain fund investments may be difficult to value and harder to sell, or sell at a fair price, resulting in unpredictable falls in the value of your holding.

Charges

The charges you pay are used to pay the costs of running the Fund, including the costs of marketing and distributing the Fund. These charges reduce the potential growth of the investment.

One-off charges taken before or after you invest:	
Entry charge	None
Exit charge	None
Charges taken from the fund over a year:	
Ongoing charge	0.43%
Charges taken from the fund under specific conditions:	
Performance fee	None

The entry and exit charge is the maximum that might be taken out of your money before it is invested or before the proceeds of your investment are paid out.

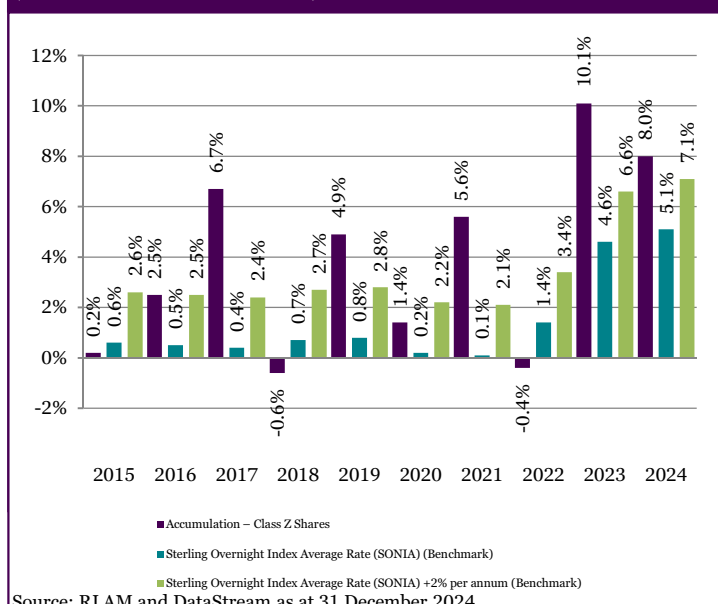
Ongoing charge is based on the Fund Management Fee (FMF), which is the periodic fee paid to the ACD to cover the expenses of the Fund. This figure does not include portfolio transaction costs. Ongoing charges are the same for all investors in the share class.

Past performance

The graph shows fund performance over the past 10 years where available. The figure for a given year shows how much the Fund increased or decreased in value during that year. These results reflect ongoing charges taken from the Fund, but do not reflect any entry charges you might have to pay.

The Fund was launched on 24 September 2012 and the share class on 24 September 2012.

The Royal London Diversified Asset-Backed Securities Fund (Accumulation – Class Z Shares) in GBP



Source: RLAM and DataStream as at 31 December 2024

Past performance is not a guide to future performance and may not be repeated.

The chart shows performance in British Pounds after the ongoing charges and the portfolio transaction costs have been paid. Entry and exit charges are excluded from calculations of past performance. The past performance is calculated in British Pounds, with net dividends reinvested.

The Performance target (SONIA +2% pa) was applied to the fund in 2020. Therefore data prior to this date has been excluded from the graph.

Practical information

Depository: HSBC Bank plc

Additional Information: This Key Investor Information Document (KIID) may not contain all the information you need. For additional information on this fund (including the Supplementary Information Document), on other share classes of this fund and on other funds, or to obtain a free copy of the Fund's Prospectus or the annual and semi-annual shareholder reports, call the information line or write to the registered office, details of which are below. Alternatively, visit www.rlam.com. The Prospectus and shareholder reports are in English.

This document describes one share class of the Fund. The Prospectus and annual and semi-annual shareholder reports are prepared for the entire fund across all share classes.

For fund performance and most recent share price, visit www.rlam.com.

Should you wish to switch share classes or funds, please see the "Switching" section of the Prospectus for details.

Tax: Investors should note that the tax legislation that applies to the Fund may have an impact on the personal tax position of their investment in the Fund. Contact your adviser to discuss tax treatment, suitability of this investment, and other questions.

Notices: Royal London Unit Trust Managers Limited may be held liable solely on the basis of any statement contained in this document that is misleading, inaccurate or inconsistent with the relevant parts of the Prospectus.

The Prospectus and long reports (shareholder reports) are prepared for the entire company. The assets and liabilities of each sub-fund are segregated by law. Therefore, the assets of the Fund belong exclusively to it and are not available to meet the liabilities of any other fund of Royal London Bond Funds ICVC.

The Fund is authorised in the United Kingdom and regulated by the Financial Conduct Authority, Royal London Unit Trust Managers Limited is authorised and regulated by the Financial Conduct Authority.

Details of the Company's remuneration policy are available at www.rlam.com including: (a) a description of how remuneration and benefits are calculated; and (b) the identities of persons responsible for awarding remuneration and benefits. A paper copy of these details may be obtained, free of charge, on request from the Company, at the address below.

Address: Royal London Asset Management
80 Fenchurch Street, London, EC3M 4BY

Telephone: 03456 04 04 04

Website: www.rlam.com

A member of the Investment Association

Publication Date: This Key Investor Information is accurate as at 17 February 2025

This document provides you with key investor information about this fund. It is not marketing material. The information is required by law to help you understand the nature and the risks of investing in this fund. You are advised to read it so you can make an informed decision about whether to invest.

Royal London Sterling Extra Yield Bond Fund (Income - Class A GBP Shares)

A sub-fund of Royal London Asset Management Funds plc ISIN: IE0032571485
FundRock Management Company S.A. as its Management Company

Objectives and investment policy

Objective The investment objective of the Fund is to achieve a high level of income. The Fund seeks to achieve a gross redemption yield (GRY) of 1.25 times the gross redemption yield of the FTSE Actuaries British Government 15 Year index.

Policy The Fund invests in a range of bonds including investment grade bonds (those of higher credit quality) and unrated bonds. The Fund also invests in sub-investment grade bonds (lower credit quality) which pay a higher rate of interest. At least 75% of the Fund's investments will be in sterling denominated securities. It may also invest up to 25% of its assets in convertible securities. The Fund may invest up to 10% of its assets in common equity stocks when consistent with its objective. The Fund may use financial derivatives, but for efficient portfolio management purposes only.

The Fund may also invest up to 10% in other investment funds, known as collective investment schemes ("CIS"), including funds managed by the Investment Manager or another Royal London group company, which will be regulated, and may be leveraged or unleveraged, as well as eligible exchange traded funds. Such CIS will be domiciled globally. The Fund may invest in such CIS for the purposes of achieving its investment objective and policy.

The Benchmark is being used by the Fund for performance comparison purposes only. The Fund will be actively managed and its portfolio will not be constrained by reference to any index. As the benchmark is quoted as a yield figure, past performance information is not available.

More information on the sustainability factors for this fund can be found in the prospectus on our website at www.rlam.com

Recommendation The Fund may not be appropriate for investors who plan to withdraw their money within 3-5 years.

Concepts to understand

Bonds Securities that represent an obligation to repay a debt, with interest. Investment grade bonds are high quality bonds that are viewed as being highly likely to make all scheduled payments of interest and principal. Low quality bonds carry higher risk but also typically pay higher rates of interest.

Derivative A financial instrument whose price is dependent upon or derived from one or more underlying asset.

Efficient Portfolio Management An investment technique that allows the use of derivatives for at least one of the following purposes: to increase the value of the Fund; to protect the value of the Fund or to reduce the risks of certain investments.

You can buy and sell your shares on each working day in London, except public holidays, at 5.00pm (Irish time) if you tell us before 5.00pm (Irish time) that you want to do so. Instructions received after 5.00pm (Irish time) will be processed at 5.00pm (Irish time) on the following working day.

The Fund issues both income shares (shares in which any income is paid out to you) and accumulation shares (shares in which any income is reinvested in the Fund).

Other share classes may be available as described in the Prospectus. If this is an income share class, any income will be paid out to you. If this is an accumulation share class, any income will be reinvested in the Fund.

Risk and reward profile



Lower risk

Higher risk

Typically lower rewards

Typically higher rewards

The fund is shown in risk category 3 because its share price has shown a medium to low level of volatility historically. The indicator has been calculated using historical data and may not be a reliable indication of the future risk profile of the Fund. As an investment, bonds are typically more volatile than money market instruments but less volatile than shares. Bonds issued by corporations are typically more volatile than bonds issued by governments.

The risk and reward indicator is not a measure of the expected rise or fall in capital but shows how sharply the Fund's share price has gone up and down historically.

A fund whose share price has experienced sharp or large increases or decreases will sit in a higher risk category, whereas a fund whose share price has experienced small or gradual increases or decreases will sit in a lower risk category.

The indicator is calculated using a standard methodology that is used by all companies offering such funds in Europe.

The risk/reward indicator is an estimate and not a guarantee. Going forward, the Fund's actual volatility could be higher or lower, and its rated risk/reward profile could change. The lowest risk category does not mean the investment is risk free.

The risk indicator does not adequately capture the following risks, which are materially relevant to the Fund:

Investment Risk The value of investments and any income from them may go down as well as up and is not guaranteed. Investors may not get back the amount invested.

Credit Risk Should the issuer of a fixed income security become unable to make income or capital payments, or their rating is downgraded, the value of that investment will fall. Fixed income securities that have a lower credit rating can pay a higher level of income and have an increased risk of default.

EPM Techniques The Fund may engage in EPM techniques including holdings of derivative instruments. Whilst intended to reduce risk, the use of these instruments may expose the Fund to increased price volatility.

Exchange Rate Risk Investing in assets denominated in a currency other than the base currency of the Fund means the value of the investment can be affected by changes in exchange rates.

Interest Rate Risk Fixed interest securities are particularly affected by trends in interest rates and inflation. If interest rates go up, the value of capital may fall, and vice versa. Inflation will also decrease the real value of capital.

Liquidity Risk In difficult market conditions the value of certain fund investments may be difficult to value and harder to sell, or sell at a fair price, resulting in unpredictable falls in the value of your holding.

Counterparty Risk The insolvency of any institutions providing services such as safekeeping of assets or acting as counterparty to derivatives or other instruments, may expose the Fund to financial loss.

Derivative Risk Derivatives are highly sensitive to changes in the value of the underlying asset which can increase both Fund losses and gains. The impact to the Fund can be greater where they are used in an extensive or complex manner, where the Fund could lose significantly more than the amount invested in derivatives.

Charges

The charges you pay are used to pay the costs of running the Fund, including the costs of marketing and distributing the Fund. These charges reduce the potential growth of the investment.

One-off charges taken before or after you invest:

Entry charge	None
--------------	------

Exit charge	None
-------------	------

Charges taken from the fund over a year:

Ongoing charge	0.84%
----------------	-------

Charges taken from the fund under specific conditions:

Performance fee	None
-----------------	------

The entry and exit charge is the maximum that might be taken out of your money before it is invested or before the proceeds of your investment are paid out.

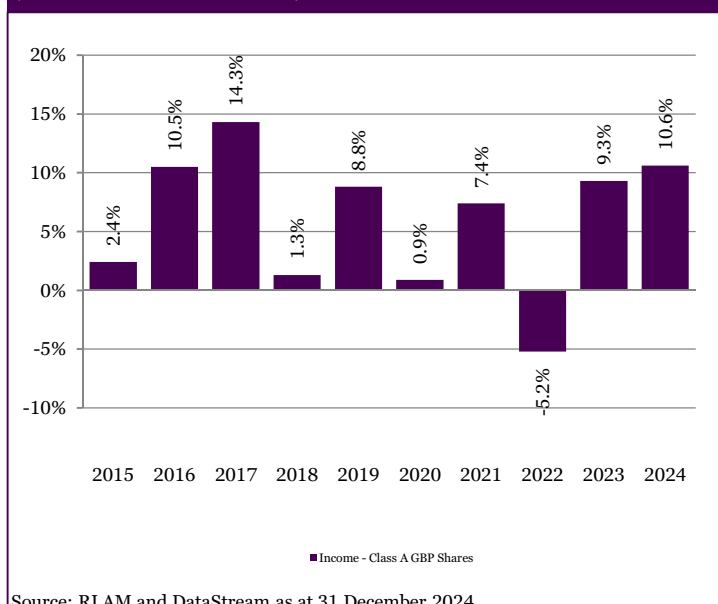
Ongoing charge is based on the Fund Management Fee (FMF), which is the periodic fee paid to the ACD to cover the expenses of the Fund. This figure does not include portfolio transaction costs.

Past performance

The graph shows fund performance over the past 10 years where available. The figure for a given year shows how much the Fund increased or decreased in value during that year. These results reflect ongoing charges taken from the Fund, but do not reflect any entry charges you might have to pay.

The Fund was launched on 11 April 2003 and the share class on 11 April 2003.

The Royal London Sterling Extra Yield Bond Fund
(Income - Class A GBP Shares) in GBP



Source: RLAM and DataStream as at 31 December 2024

Past performance is not a guide to future performance and may not be repeated.

The chart shows performance in British Pounds after the ongoing charges and the portfolio transaction costs have been paid. Entry and exit charges are excluded from calculations of past performance. All performance shown assumes reinvestment of dividends.

Practical information

Depository: State Street Custodial Services (Ireland) Ltd.

Additional Information: This Key Investor Information Document (KIID) may not contain all the information you need. For additional information on this fund (including the Supplementary Information Document), on other share classes of this fund and on other funds, or to obtain a free copy of the Fund's Prospectus or the annual and semi-annual shareholder reports, call the information line or write to the registered office, details of which are below. Alternatively, visit www.rlam.com. The Prospectus and shareholder reports are in English.

This document describes one share class of the Fund. The Prospectus and annual and semi-annual shareholder reports are prepared for the entire fund across all share classes.

For fund performance and most recent share price, visit www.rlam.com.

The Fund is a sub-fund of Royal London Asset Management Funds plc, which is an umbrella fund with segregated liability between sub-funds. As a consequence, the holdings of one sub-fund are kept separate from the holdings of other sub-funds and your investment in the Fund cannot be used to pay the liabilities of any other sub-fund. Investors may exchange their shares in the Fund for shares in other sub-funds of Royal London Asset Management Funds plc.

Should you wish to switch share classes or funds, please see the "Switching" section of the Prospectus for details.

Tax: Investors should note that the tax legislation that applies to the Fund may have an impact on the personal tax position of their investment in the Fund.

Contact your adviser to discuss tax treatment, suitability of this investment, and other questions.

Notices: FundRock Management Company S.A. may be held liable solely on the basis of any statement contained in this document that is misleading, inaccurate or inconsistent with the relevant parts of the Prospectus.

This Fund and Royal London Asset Management Funds plc are authorised in Ireland and regulated by the Central Bank of Ireland.

The Management Company is authorised in Luxembourg and supervised by the Commission de Surveillance du Secteur Financier (CSSF).

A paper copy of the detailed and up-to-date remuneration policy of the Management Company, including a description of how remuneration and benefits are calculated, the identity of persons responsible for awarding the remuneration and benefits, is available free of charge at its registered office and on the website <https://www.fundrock.com/policies-and-compliance/remuneration-policy/>, under section "Fund documentation".

Address: FundRock Management Company S.A.,
Airport Center Building 5, Heienhaff L-1736 Senningerberg Grand Duchy of Luxembourg

Telephone: +353 1853 8797

Website: www.rlam.com

A member of the Investment Association

Publication Date: This Key Investor Information is accurate as at 27 August 2025

This document provides you with key investor information about this fund. It is not marketing material. The information is required by law to help you understand the nature and the risks of investing in this fund. You are advised to read it so you can make an informed decision about whether to invest.

Schroder Strategic Credit Fund

a sub-fund of Schroder Investment Fund Company

Class L Income GBP (GB00B11DP098)

This fund is managed by Schroder Unit Trusts Limited, which is a member of the Schroders Group.

Objectives and investment policy

Objectives

The fund aims to provide income and capital growth in excess of the ICE BofA Sterling 3 Month Government Bill Index (after fees have been deducted) over a three to five year period by investing in fixed and floating rate securities of companies worldwide but this cannot be guaranteed and your capital is at risk.

Investment Policy

The fund is actively managed and invests at least 80% of its assets in fixed and floating rate securities denominated in sterling (or in other currencies and hedged back into sterling) issued by companies worldwide. The fund may also invest in fixed and floating rate securities issued by governments, government agencies and supra-nationals worldwide.

The fund may invest more than 50% of its assets in below investment grade securities (as measured by Standard & Poor's or any other equivalent credit rating agencies) or in unrated securities. The fund may invest up to 15% of its assets in contingent convertible securities.

The fund may also invest directly or indirectly in other securities (including in

other asset classes), countries, regions, industries or currencies, collective investment schemes (including Schroder funds), warrants and money market instruments, and hold cash.

The fund may use derivatives with the aim of achieving investment gains, reducing risk or managing the fund more efficiently (for more information please refer to Appendix 2. Section 10: Derivatives and Forwards of the Prospectus). The fund may use leverage and take short positions.

Benchmark

The fund's performance should be assessed against its target benchmark the ICE BofA Sterling 3 Month Government Bill Index and compared against the Investment Association Strategic Bond sector average return.

Dealing Frequency

You may redeem your investment upon demand. This fund deals daily.

Distribution Policy

This share class pays income received from the fund's investments to you half yearly.

Risk and reward profile



The risk and reward indicator

The risk category is based upon the fund's risk target and there is no guarantee that the fund will achieve it.

The fund's risk category is not guaranteed to remain fixed and may change over time.

A fund in the lowest category does not mean a risk-free investment.

The fund is in this category because it can take higher risks in search of higher rewards and its price may rise and fall accordingly.

Risk factors

Performance risk: Investment objectives express an intended result but there is no guarantee that such a result will be achieved. Depending on market conditions and the macro economic environment, investment objectives may become more difficult to achieve.

Counterparty risk: The fund may have contractual agreements with counterparties. If a counterparty is unable to fulfil their obligations, the sum that they owe to the fund may be lost in part or in whole.

Credit risk: If a borrower of debt provided by the fund or a bond issuer experiences a decline in financial health, their ability to make payments of

interest and principal may be affected, which may cause a decline in the value of the fund.

Currency risk: If the fund's investments are denominated in currencies different to the fund's base currency, the fund may lose value as a result of movements in foreign exchange rates, otherwise known as currency rates. If the investor holds a share class in a different currency to the base currency of the fund, investors may be exposed to losses as a result of movements in currency rates.

Derivatives risk: Derivatives, which are financial instruments deriving their value from an underlying asset, may be used for investment purposes and/or to manage the portfolio efficiently. A derivative may not perform as expected, may create losses greater than the cost of the derivative and may result in losses to the fund.

High yield bond risk: High yield bonds (normally lower rated or unrated) generally carry greater market, credit and liquidity risk meaning greater uncertainty of returns.

Interest rate risk: The fund may lose value as a direct result of interest rate changes.

Liquidity risk: In difficult market conditions, the fund may not be able to sell a security for full value or at all. This could affect performance and could cause the fund to defer or suspend redemptions of its shares, meaning investors may not be able to have immediate access to their holdings.

Operational risk: Operational processes, including those related to the safekeeping of assets, may fail. This may result in losses to the fund.

Charges

One-off charges taken before or after you invest

Entry charge None

Exit charge None

This is the maximum that might be taken out of your money before it is invested or before the proceeds of your investment are paid out.

Charges taken from the fund over a year

Ongoing charges 0.67%

Charges taken from the fund under certain specific conditions

Performance fee

None

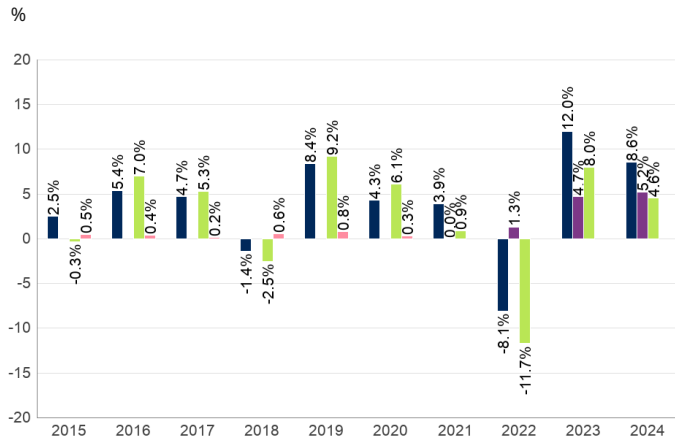
The charges you pay are used to pay the costs of running the fund, including the costs of marketing and distributing it. These charges reduce the potential growth of your investment.

The entry and exit charges shown are maximum figures and in some cases you might pay less. You can find out the actual entry and exit charges from your financial advisor.

The ongoing charges figure is based on the last year's expenses for the year ending December 2024 and may vary from year to year. The ongoing charge figure excludes portfolio transaction costs. The charges are mostly, if not exclusively, the Schroders Annual Charge (as may be discounted for retail share classes depending on the size of the fund) but certain additional expenses may be charged as set out in the prospectus. The Schroders Annual Charge (without any discount) for this share class of the fund is 0.67%. The fund's annual report for each financial year will include details on the exact charges made including any discounts.

Please see the prospectus for more details about the charges.

Past performance



Performance achieved between 2009 and 2014 was achieved under circumstances that no longer apply. The fund name and charges changed on 24 March 2014.

Please note that the fund's objective, policy and benchmarks were changed on 10 May 2021. The past performance in the above table is based on the fund's objective, policy and benchmarks (Target benchmark: 3 month GBP LIBOR. Comparator benchmark: Investment Association Strategic Bond sector average) in place prior to this date. Going forward, this table will show past performance from this date based on the objective, policy and benchmarks (Target benchmark: ICE BofA Sterling 3 Month Government Bill Index. Comparator benchmark: Investment Association Strategic Bond sector average).

■ L Income GBP (GB00B11DP098)
■ ICE BofA Sterling 3 Month Government Bill Index
■ Investment Association Strategic Bond sector average
■ 3 month GBP LIBOR

Past performance is not a guide to future performance and may not be repeated. The value of investments may go down as well as up and you may not get back the amount you originally invested.

The chart shows performance in British pound after the ongoing charges and the portfolio transaction costs have been paid.

The fund was launched on 04/04/2006.

The shareclass was launched on 04/04/2006.

Practical information

Depository: J. P. Morgan Europe Ltd.

Further information: You can get further information about this fund, including the prospectus, latest annual report, any subsequent half-yearly reports and the latest price of units from www.schroders.com/ukinvestor and from Schroders, PO Box 1402, Sunderland, SR43 4AF, England, telephone 0800 182 2399. They are in English, free of charge.

Tax legislation: The fund is subject to UK tax legislation which may have an impact on your personal tax position.

Liability: Schroder Unit Trusts Ltd may be held liable solely on the basis of any statement contained in this document that is misleading, inaccurate or inconsistent with the relevant parts of the fund's prospectus.

Umbrella fund: This fund is a sub-fund of an umbrella fund, the name of which is at the top of this document. The prospectus and periodic reports are prepared for the entire umbrella fund. To protect investors, the assets and liabilities of each sub-fund are segregated by law from those of other sub-funds.

Switches: Subject to conditions, you may apply to switch your investment into another share class within this fund or in another Schroder fund. Please see the prospectus for more details.

Remuneration policy: A summary of Schroders' remuneration policy and related disclosures is at www.schroders.com/remuneration-disclosures. A paper copy is available free of charge upon request.

The policy includes a description of how remuneration and benefits are calculated & the identities of persons responsible for awarding the remuneration and benefits.

Benchmark: The target benchmark has been selected because the target return of the Fund is to deliver or exceed the return of that benchmark as stated in the investment objective. The comparator benchmarks have been selected because the Investment Adviser and the ACD believe that this benchmark is a suitable comparison for performance purposes given the Fund's investment objective and policy.

Glossary: You can find an explanation of some of the terms used in this document at www.schroders.com/ukinvestor/glossary.

Purpose:

This document provides you with key information about this investment product. It is not marketing material. The information is required by law to help you understand the nature, risks, costs, potential gains and losses of this product and to help you compare it with other products.

Document valid from: 22/08/2025

Trojan Ethical Fund (the "Fund"), X Accumulation, ISIN: GB00BKTW4R13**Product**

TROJAN INVESTMENT FUNDS (the "Company") is authorised and supervised by the Financial Conduct Authority ("FCA") in United Kingdom.

PRIP Manufacturer: Waystone Management (UK) Limited ("Waystone")

Website: www.waystone.com, Telephone number: +44 345 608 0950

Depository: The Bank of New York Mellon (International) Limited ("the Depository")

What is this product?**Type:**

The Fund is domiciled in the United Kingdom and is an open-ended investment company ("OEIC") and qualifies as an undertaking for collective investment in transferable securities ("UK UCITS").

Intended Retail Investor:

Investments are suitable for retail investors whose investment requirements are aligned with the objectives, policies and risk profile of the Fund

Objectives:

To seek to achieve growth in capital (net of fees), ahead of inflation, as measured by the UK Retail Prices Index, over the longer term (5 to 7 years). There is no guarantee that the objective will be met or that capital growth will be delivered over any time period and you may get back less than you invest.

To invest globally in a range of asset classes including equities (company shares) and equity related securities (investments whose value is linked to the performance of the shares in one or more companies), bonds (for example, loans to either a company or government that pay interest), money market instruments (for example, short term loans that pay interest), deposits and cash and indirectly private equity and precious metals (e.g. gold). Exposure to these asset classes may be achieved by investing in investment trusts and other Funds (including those managed by the Manager, the Investment Manager and their associates). The Fund will invest in line with the requirements of the Investment Manager's Climate Change Mitigation Policy (as further described in the Investment Strategy in the Prospectus).

Investments will not be made in companies which derive material exposure to revenues from fossil fuels, pornography, tobacco, alcohol, gambling, high interest rate lending and certain types of armaments. Investment in

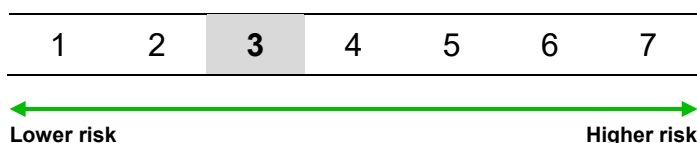
Term:

This Fund has no maturity date.

government debt is limited to that issued by Canada, France, Germany, Italy, Japan, the UK and the US (commonly known as the "G7"). Not all asset types are subject to ethical exclusion criteria. A document setting out the Fund's ethical exclusion criteria is available at www.waystone.com. You should read this document before investing.

The Investment Manager's asset allocation decisions will be based on various factors including analysis of economic conditions, interest rates and inflation. The Investment Manager will seek to buy investments which it considers have the ability to grow in value over time.

The Investment Manager aims to construct a portfolio for the Fund that seeks to promote climate change mitigation through an investment process which assesses a company's alignment to, or commitment to align to net zero greenhouse gas emissions by 2050. Exposure to asset classes will be varied and at times less than 50% of the Fund may be invested in these companies. The Investment Manager also assesses the corporate governance practices of companies in which the Fund may invest. The asset classes to which this investment process applies are set out in the Investment Manager's Climate Change Mitigation Policy on the Investment Manager's website at www.taml.co.uk. It does not apply to other assets within the Fund.

What are the risks and what could I get in return?**Risk indicator**

The risk indicator assumes you keep the product for 5 years. The actual risk can vary significantly if you cash in at an early stage and you may get back less than your original investment. In addition to the market price risk, please refer to the Prospectus for further information.

If the Fund currency differs from your investment currency, you will receive payments in a different currency, so the final return you will get depends on the exchange rate between the two currencies. This risk is not considered in the indicator shown above.

The summary risk indicator is a guide to the level of risk of this product compared to other products. It shows how likely it is that the product will lose money because of movements in the markets or because we are not able to pay you.

We have classified this product as class 3 out of 7, which is a medium-low risk class. This rates the potential losses from future performance at a medium-low level. Poor market conditions could impact your returns. The value of your investment may fall and you may not get back the amount you invested.

Performance scenarios

What you will get from this product depends on future market performance. Market developments in the future are uncertain and cannot be accurately predicted.

The figures shown include all the costs of the product itself, but do not take into account your personal tax situation and may not include all the costs that you pay to your advisor or distributor, which may also affect how much you get back.

The stress scenario shows what you might get back in extreme market circumstances.

The unfavourable, moderate, and favourable scenarios shown are illustrations of what you might get back using the worst, average, and best performance of the product / a suitable benchmark over the last 10 years. Markets could develop very differently in the future.

Investment: GBP 10,000			
	Scenarios	If you exit after 1 year	If you exit after 5 years (recommended holding period)
Minimum:	There is no minimum guaranteed return. You could lose some or all of your investment.		
Stress Scenario	What you might get back after costs	7,360 GBP	6,900 GBP
	Average return each year	-26.40%	-7.10%
Unfavourable Scenario	What you might get back after costs	9,080 GBP	10,290 GBP
	Average return each year	-9.20%	0.60%
Moderate Scenario	What you might get back after costs	10,080 GBP	12,310 GBP
	Average return each year	0.80%	4.20%
Favourable Scenario	What you might get back after costs	10,630 GBP	12,900 GBP
	Average return each year	6.30%	5.20%

Unfavourable: This type of scenario occurred for an investment between August 2024 and July 2025.

Moderate: This type of scenario occurred for an investment between December 2015 and November 2020.

Favourable: This type of scenario occurred for an investment between February 2020 and January 2025.

What happens if the Company is unable to pay out?

The assets of Fund are entrusted to the Depositary. If the Fund encounters financial difficulties, the assets entrusted to the Depositary (or its delegates) will not be affected. If the Depositary (or its delegates) encounter financial difficulties, the Fund could suffer a loss in some circumstances. Investors may be covered by the Financial Services Compensation Scheme ("FSCS") if the Fund is unable to pay out.

What are the costs?

Costs over Time

The Reduction in Yield (RIY) shows what impact the total costs you pay will have on the investment return you might get. The total costs take into account one-off, ongoing and incidental costs. The amounts shown here are the cumulative costs of the product itself, for two different holding periods. The figures assume you invest GBP 10,000. The figures are estimates and may change in the future. The person selling you or advising you about this product may charge you other costs. If so, this person will provide you with information about these costs and show you the impact that all costs will have on your investment over time.

The tables show the amounts that are taken from your investment to cover different types of costs. These amounts depend on how much you invest, how long you hold the Fund and how well the Fund performs. The amounts shown here are illustrations based on an example investment amount and different possible investment periods:

We have assumed that you invest GBP 10,000 and that in the first year you would get back the amount that you invested (0% annual return). For the other holding periods we have assumed the product performs as shown in the moderate scenario.

Investment: GBP 10,000		
	If you exit after 1 year	If you exit after 5 years (recommended holding period)
Total costs	620 GBP	1,236 GBP
Annual Cost Impact (*)	6.20%	2.00%

*This illustrates how costs reduce your return each year over the holding period. For example it shows that if you exit at the recommended holding period your average return per year is projected to be 6.30% before costs and 4.20% after costs.

Composition of Costs

One-off costs upon entry or exit		If you exit after 1 year
Entry costs	5.00% is the maximum amount you pay when entering this investment and you could pay less. You can find out the actual charges from your financial advisor, distributor or the third party selling you the product.	500 GBP
Exit costs	The impact of the costs you pay when exiting your investment. We do not charge an exit fee for this investment, but the person selling you the product may do so.	N/A
Ongoing costs		If you exit after 1 year
Management fees and other administrative or operating costs	0.87% is incurred each year in managing your investments including those incurred by any underlying investments. The ongoing charges figure is capped at 0.87% until further notice.	119 GBP
Transaction costs	0.02% is the impact of the costs incurred when we are buying and selling underlying investments for the product.	2 GBP
Incidental costs taken under specific conditions		If you exit after 1 year
Performance fees	There is no performance fee for this product.	N/A

How long should I hold it and can I take my money out early?

Waystone recommends a minimum holding period of 5 years for investments made into this Fund. If you sell your shares before the end of the recommended holding period you may increase the risk of receiving back less than you invested.

Recommended holding period: 5 years

How can I complain?

Complaints concerning the operation of any Funds offered by Waystone may be referred to the Complaints Department, Waystone Management (UK) Limited, PO Box 389, Unit 1, Roundhouse Road, Darlington, DL1 9UF or by email to wta-investorservices@waystone.com or by telephone to +44 345 922 0044. A copy of our complaint guide is available on request.

Once we have considered your complaint, you may have the right to refer the matter to the Financial Ombudsman Service ("FOS"). Should you wish to refer a complaint or contact the FOS you may do so at: Financial Ombudsman Service, Exchange Tower, London E14 9SR or by telephone to +44 800 023 4567 (free but charges may apply if called from a mobile) or to +44 300 123 9123, or via their website at: www.financial-ombudsman.org.uk/contact/index.html or e-mail: complaint.info@financial-ombudsman.org.uk.

Other relevant information

Alongside this document, please read the Prospectus. Copies of the Prospectus, the latest annual and semi-annual reports, as well as the latest published prices of the shares in the Fund and other information, including how to buy and sell shares are available on Waystone's website (details below).

You may switch your shares to the shares of another Fund of the Company. Please refer to the Fund Prospectus for full details.

Trojan Investment Funds is an umbrella Fund with segregated liability between its Funds. This means that the holdings of this Fund are maintained separately under UK law from holdings of other Funds within Trojan Investment Funds and your investment in the Fund should not be affected by any claims against another Fund of Trojan Investment Funds.

The above information and details of the past performance of the Fund and the previous performance scenario calculations can be found on the website <https://www.waystone.com/uk/troy-asset-management-limited/trojan-investment-funds/trojan-ethical-fund/>. The past performance chart shows the share class's performance as the percentage loss or gain per year over the last 4 years.

Key Investor Information

This document provides you with key investor information about this fund. It is not marketing material. The information is required by law to help you understand the nature and the risks of investing in this fund. You are advised to read it so you can make an informed decision about whether to invest.

UBS FTSE RAFI Developed 1000 Index Fund, class C Acc (ISIN: GB00BX9C1L56), UBS Investment Funds ICVC II
 This Fund is managed by UBS Asset Management Funds Ltd, a subsidiary of UBS AG

Objectives and investment policy

The UBS FTSE RAFI Developed 1000 Index Fund (the "Fund") seeks to track the return of the FTSE RAFI Developed 1000 Total Return Net GBP – QSR Index (the "Index") before the deduction of charges. The Fund employs a passive investment strategy, investing all, or substantially all, of its assets in the shares of companies that make up the Index. To the extent that the Fund is not fully invested in the constituents of the Index, it may be invested in shares of companies which in the Manager's opinion are reasonably expected to become part of the Index. The Index is comprised of 1000 large, medium and small companies in developed markets, selected and weighted using a composite of fundamental factors, including total cash dividends, free cash flow, total sales and book equity value. The FTSE Russell RAFI® Index Series is calculated by FTSE Russell International Limited ("FTSE Russell") in conjunction with Research Affiliates LLC ("RA").

Other information:

- 1) The Fund may also hold cash.
- 2) The Fund aims to have an Anticipated Tracking Error of up to 0.5% per annum. The Anticipated Tracking Error is a target and is not guaranteed.
- 3) The Fund may use derivatives (financial instruments whose value is linked to an underlying asset or index) for the purposes of efficient portfolio management.

Investors can buy or sell shares every UK working day except the last working day before Christmas and when the NYSE or NASDAQ are closed.

The income in respect of an accumulation share class is not distributed but is retained in the Fund and reflected in the share price. The Fund is denominated in GBP (Sterling). As such, investors may be exposed to changes in the exchange rate between the underlying currency of the Fund's assets and GBP which may have a negative or positive impact on the returns. Recommendation: This Fund may not be appropriate for investors who plan to withdraw their money within 5 years of investment.

The return of the fund depends primarily on equity market development and their exchange rate fluctuations, as well as dividend payments.

Other information:

The income in respect of an accumulation share class is not distributed but is retained in the Fund and reflected in the share price.

Risk and reward profile



More about this rating

- The risk category is based on past returns of the Index as the Fund has existed for less than five years. The method used for this estimation depends on the type of fund.
- Historical data may not be a reliable indication for the future.
- The risk category shown is not guaranteed and may vary over time.
- The lowest category does not mean 'risk free'.

Why is this fund in Category 5?

The Fund is in category 5 because the return volatility calculated has been high.

No capital guarantee for this Fund exists so investors could lose the whole of their investment. A more detailed list of the risks can be found in the "Risk Factors" section of the prospectus.

The risk indicator may not fully take into account the following risks.

- Equity risk: Equities (also known as shares) can lose value rapidly and typically involve higher risks than bonds.
- Counterparty risk: counterparties on trades may default or not comply with contractual obligations resulting in loss.
- Exchange rate risk: the value of investments may be impacted by changes in the exchange rates of currencies.
- Derivatives risk: derivatives can be highly sensitive to changes in the value of the asset on which they are based which can increase the size of losses and gains.
- Liquidity risk: securities may become more difficult to sell or sell at a desired price during difficult market conditions.

Charges

The charges you pay are used to pay the costs of running the Fund, including the costs of marketing and distributing it. These charges reduce the potential growth of your investment.

One-off charges taken before or after you invest	
Entry charge	0.00%
Exit charge	0.00%
This is the maximum that might be taken out of your money before it is invested / before the proceeds of your investment are paid out.	
Charges taken from the Fund over a year	
Ongoing charges	0.25%
Charges taken from the Fund under certain specific conditions	
Performance fee	none

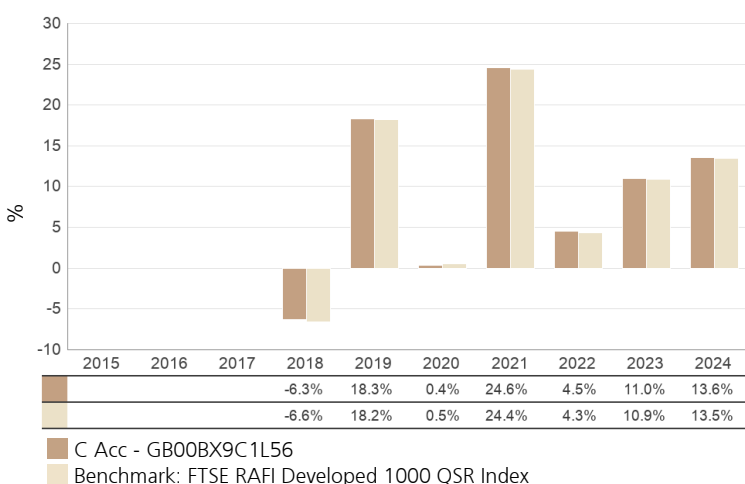
The **entry** and **exit charges** shown are maximum figures. In some cases you might pay less – you can find this out from your financial adviser.

The **ongoing charges** figure is based on expenses for the last twelve months ended to the date of this KIID. This figure may vary from year to year. It generally excludes:

- Portfolio transaction costs, except in the case of an entry/ exit charge paid by the Fund when buying or selling units in another collective investment undertaking

For more information, please see the charges section of the Fund's prospectus, which is available at www.ubs.com/funds.

Past performance



Past performance is not a guide to future performance

Performance is based on NAV prices with income reinvested net of basic rate tax. Figures show discrete annual performance on a calendar year basis, to the most recent year end. For details on Fund charges, please refer to the Charges section above. In general, any past performance takes account of all ongoing charges but not the entry charge.

The class was launched in 2017.

The past performance of this Fund is calculated in GBP.

Practical information

Depository

NatWest Trustee and Depository Services Limited

Further Information

This document describes a Fund of the UCITS, named at the beginning of this KIID. Liabilities are segregated by law and the liability of each Fund is limited in respect of any amount owed by the Fund itself. Existing investors have the right to switch their investment to another Fund held within the same UCITS. Fund, share class and right to switch information can be found within the full prospectus and the latest annual and semi-annual reports, which are prepared for the entire UCITS, and available free of charge, in English, from the Fund Management Company, 5 Broadgate, London EC2M 2QS, or www.ubs.com/funds.

The currency of the share class is GBP and its share price is available every UK working day at www.ubs.com/funds.

Tax Legislation

The Fund is subject to the tax laws and regulations of the UK. This might have an impact on your personal tax position. For further details you should consult a tax adviser.

Liability Statement

UBS Asset Management Funds Ltd may be held liable solely on the basis of any statement contained in this document that is misleading, inaccurate or inconsistent with the relevant parts of the prospectus of the Fund.

Remuneration

Details of the up-to-date remuneration policy, including, but not limited to, a description of how remuneration and benefits are calculated, the identity of persons responsible for awarding the remuneration and benefits including the composition of the remuneration committee, if any, are available at www.ubs.com/uk/en/asset_management/investors/publications.html and a paper copy of the remuneration policy will be made available free of charge upon request.

The Fund is authorised in the UK and regulated by the Financial Conduct Authority.

UBS Asset Management Funds Ltd is authorised in the UK and regulated by the Financial Conduct Authority.

This key investor information is accurate as at 03/07/2025.

Key Investor Information

This document provides you with key investor information about this fund. It is not marketing material. The information is required by law to help you understand the nature and the risks of investing in this fund. You are advised to read it so you can make an informed decision about whether to invest.

Vanguard FTSE Developed World ex-U.K. Equity Index Fund (the "Fund")

A sub-fund of Vanguard Investments Funds ICVC

A GBP Income Shares

ISIN: GB00B5B74F71

Authorised Corporate Director: Vanguard Investments UK, Limited ("VIUK")

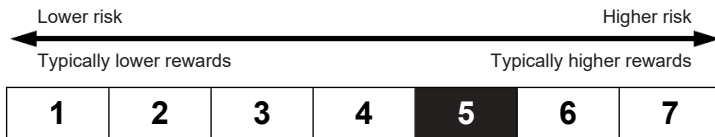
Objectives and investment policy

- The Fund seeks to track the performance of the FTSE Developed ex-UK Index (the "Index").
- The Fund is a passive fund which means it takes the form of tracking a specific index in order to replicate its performance.
- The Index is comprised of large and mid-size shares providing coverage of developed markets around the world, excluding the U.K. The Index is a free-float market-capitalisation weighted index derived from the FTSE Global Equity Index Series (GEIS), which covers 98% of the world's investable market capitalisation. Free-float means that only shares readily available in the market are included when calculating a company's weight in a given index and excludes locked-in shares (such as those held by governments). Market-capitalisation is the value of a company's outstanding shares in the market and shows the size of a company.
- The Fund attempts to:
 - Track the performance of the Index by investing in all constituent shares of the Index in the same proportion as the Index.
 - Remain fully invested and hold small amounts of cash except in extraordinary market, political or similar conditions where the Fund may temporarily depart from this investment policy to avoid losses.
- The Fund may use derivatives in order to reduce risk or cost and/or generate extra income or growth (known as "efficient portfolio management"). A derivative is a financial contract whose value is based on the value of a financial asset (such as a share, bond, or currency) or a market index.

- The Fund may engage in short term secured lending of its investments to certain eligible third parties. This is used as a means of generating additional income and to off-set the costs of the Fund.
- The currency of the share class is GBP.
- The Fund invests in securities which are denominated in currencies other than the share class currency. Movements in currency exchange rates can affect the return of investments.
- The Fund is appropriate for long-term investment. You should have an investment horizon of at least 5 years.
- Income from the Fund will be paid out.
- Portfolio transaction costs will have an impact on performance.
- Shares in the Fund can be bought or sold on a daily basis (save on certain bank holidays or public holidays and subject to certain restrictions described in Appendix 1 of the Prospectus). A list of the days on which shares in the Fund cannot be bought or sold is available on: <https://fund-docs.vanguard.com/Vanguard-Investments-Funds-ICVC.pdf>

For further information about the objectives and investment policy of the Fund and Vanguard's relationship with the index provider, please see Appendix 1 and the "Disclaimer" section of the Vanguard Investments Funds ICVC prospectus (the "Prospectus") on our website at <https://global.vanguard.com/>

Risk and reward profile



- This indicator is based on historical data and may not be a reliable indication of the future risk profile of the Fund.
- The risk category shown is not guaranteed and may change over time.
- The lowest category does not mean "risk free".
- The Fund is rated 5 due to the nature of its investments which include the risks listed below. These factors may impact the value of the Fund's investments or expose the Fund to losses.
 - The value of equities and equity-related securities can be affected by daily stock market movements. Other influential factors include political, economic news, company earnings and significant corporate events.
 - Movements in currency exchange rates can adversely affect the return of your investment.

- Investment risk is concentrated in specific sectors, countries, currencies or companies. This means the Fund is more sensitive to any localised economic, market, political or regulatory events.

The risk and reward indicator does not take account of the following risks of investing in the Fund:

- Counterparty risk. The insolvency of any institutions providing services such as safekeeping of assets or acting as counterparty to derivatives or other instruments, may expose the Fund to financial loss.
- Liquidity risk. Lower liquidity means there are insufficient buyers or sellers to allow the Fund to sell or buy investments readily. This could cause the Fund to incur higher costs when buying or selling investments or could mean that the Fund is not able to buy or sell investments when it would like to do so.
- Index tracking risk. The Fund is not expected to track the performance of the Index at all times with perfect accuracy. The Fund is, however, expected to provide investment results that, before expenses, generally correspond to the price and yield performance of the Index.
- Use of derivatives. The use of derivatives could increase or reduce exposure to underlying assets and result in greater fluctuations of the Fund's net asset value.

For further information on risks please see the "Risk Factors" section of the Prospectus on our website at https://global.vanguard.com

Charges

The charges you pay are used to pay the costs of running the Fund, including the costs of marketing and distributing it. These charges reduce the potential growth of your investment.

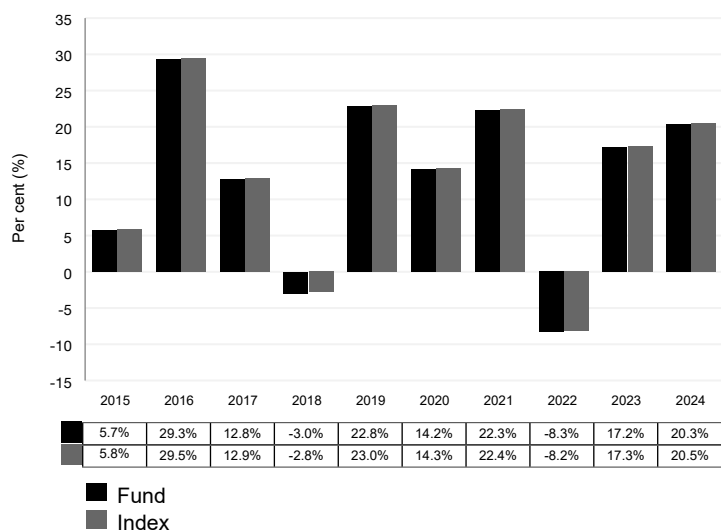
One-off charges taken before or after you invest	
Entry charge	None
Exit charge	None
This is the maximum that might be taken out of your money before it is invested / before the proceeds of your investment are paid out.	
Charges taken from the Fund over a year	
Ongoing charges	0.14%
Charges taken from the Fund under certain specific conditions	
Performance fee	None

The entry and exit charges shown are maximum figures and in some cases you might pay less. Investors can find out the actual entry and exit charges from their distributor and or adviser.

The ongoing charges figure is based on expenses for the year ended 31 December 2024. This figure may vary from year to year. It excludes portfolio transaction costs.

For further information about charges please see the sections entitled "Buying Shares", "Redeeming Shares", "Charges and Expenses", "Dilution Adjustment" and Appendix 1 of the Prospectus on our website at <https://global.vanguard.com>

Past performance



- **Past performance:**
- **Is not a reliable indication of future performance.**
- Includes ongoing charges and the reinvestment of income. It excludes entry and exit fees.
- Has been calculated in GBP.
- Shares in the Fund were first issued in 2009.
- This share class was launched in 2009.

Practical information

- **Depositary:** State Street Trustees Limited.
- **Documents, prices of shares and further information:** You can obtain copies of the Prospectus and the latest annual and semi-annual report and accounts for Vanguard Investments Funds ICVC ("VIF") along with the latest published prices of shares and other practical information, from our website at <https://global.vanguard.com>. The documents are available in English and are free of charge.
- **Prices:** The last published prices of shares in the Fund are also available from the FT's website www.ft.com or <https://global.vanguard.com>
- **Tax:** VIF is subject to the tax laws of the United Kingdom. Depending on your country of residence, this may have an impact on your personal tax position. You are recommended to consult your professional tax adviser.
- **Liability:** VIUK may be held liable solely on the basis of any statement contained in this document that is misleading, inaccurate or inconsistent with the relevant parts of the Prospectus for VIF.
- **Sub-funds:** This document describes a sub-fund of VIF. The prospectus and periodic reports are prepared for the entire company.
- The Fund's assets belong exclusively to the Fund and shall not be used to discharge the liabilities of or claims against VIF, other sub-funds of VIF or any other person or body.
- **Shares:** The Fund is part of VIF and has both accumulation and income shares. You may switch some or all of your shares of one type, to shares of another type within the same Fund, or between other sub-funds of VIF or other funds managed by VIUK. Details of switching are provided in the Prospectus.
- Information about other share classes offered by VIF can be found in the prospectus or from our website at <https://global.vanguard.com>.
- Further information on the Index Provider please see the Fund's prospectus.
- **Remuneration policy:** Details of the Vanguard European Remuneration Policy are available at <https://www.ie.vanguard/content/dam/intl/europe/documents/ch/en/ucits-v-remuneration-policy.pdf> including: (a) a description of how remuneration and benefits are calculated; and (b) the identities of persons responsible for awarding remuneration and benefits. A paper copy of these details may be obtained, free of charge, on request from the Head of Human Resources, Europe, Vanguard Asset Services, Limited, 4th Floor The Walbrook Building, 25 Walbrook, London EC4N 8AF.

Key Investor Information

This document provides you with key investor information about this fund. It is not marketing material. The information is required by law to help you understand the nature and the risks of investing in this fund. You are advised to read it so you can make an informed decision about whether to invest.

Vanguard FTSE U.K. All Share Index Unit Trust (the "Fund")

GBP Accumulation Units

ISIN: GB00B3X7QG63

Manager: Vanguard Investments UK, Limited ("VIUK")

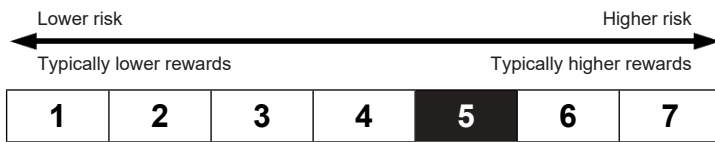
Objectives and investment policy

- The Fund seeks to track the performance of the FTSE All-Share Index (the "Index").
- The Index is a free-float market-capitalisation weighted index representing the performance of all eligible companies listed on the London Stock Exchange's main market, which pass screening for size and liquidity. Free-float means that only shares readily available in the market are included when calculating a company's weight in a given index and excludes locked-in shares (such as those held by governments). Market-capitalisation is the value of a company's outstanding shares in the market and shows the size of a company.
- The Fund is a passive fund which means it takes the form of tracking a specific index in order to replicate its performance.
- The Fund attempts to:
 - Track the performance of the Index by investing in all component shares of the Index in the same proportion as the Index. Where not practicable to fully replicate, the Fund will use a sampling process.
 - Remain fully invested and hold small amounts of cash except in extraordinary market, political or similar conditions where the Fund may temporarily depart from this investment policy to avoid losses.
- The Fund may use derivatives in order to reduce risk or cost and/or generate extra income or growth (known as "efficient portfolio management"). A derivative is a financial contract whose value is based

- on the value of a financial asset (such as a share, bond, or currency) or a market index.
- The currency of the unit class is GBP.
- The Fund invests in securities which are denominated in currencies other than the share class currency. Movements in currency exchange rates can affect the return of investments.
- The Fund is appropriate for long-term investment. You should have an investment horizon of at least 5 years.
- Income from the Fund will be reinvested and reflected in the price of units in the Fund.
- Portfolio transaction costs will have an impact on performance.
- Units in the Fund can be bought or sold on a daily basis (save on certain bank holidays or public holidays and subject to certain restrictions described in Appendix 1 of the Prospectus). A list of the days on which units in the Fund cannot be bought or sold is available on: <https://fund-docs.vanguard.com/Vanguard-FTSE-U.K.All-Share-Index-UT.pdf>

For further information about the objectives and investment policy of the Fund and Vanguard's relationship with the Index provider, please see Appendix 1 and the "Disclaimer" section of the Vanguard FTSE U.K. All Share Index Unit Trust prospectus (the "Prospectus") on our website at <https://global.vanguard.com/>

Risk and reward profile



- This indicator is based on historical data and may not be a reliable indication of the future risk profile of the Fund.
- The risk category shown is not guaranteed and may change over time.
- The lowest category does not mean "risk free".
- The Fund is rated 5 due to the nature of its investments which include the risks listed below. These factors may impact the value of the Fund's investments or expose the Fund to losses.
 - The value of equities and equity-related securities can be affected by daily stock market movements. Other influential factors include political, economic news, company earnings and significant corporate events.
 - Investment risk is concentrated in specific sectors, countries, currencies or companies. This means the Fund is more sensitive to any localised economic, market, political or regulatory events.

The risk and reward indicator does not take account of the following risks of investing in the Fund:

- Counterparty risk. The insolvency of any institutions providing services such as safekeeping of assets or acting as counterparty to derivatives or other instruments, may expose the Fund to financial loss.
- Liquidity risk. Lower liquidity means there are insufficient buyers or sellers to allow the Fund to sell or buy investments readily. This could cause the Fund to incur higher costs when buying or selling investments or could mean that the Fund is not able to buy or sell investments when it would like to do so.
- Index tracking risk. The Fund is not expected to track the performance of the Index at all times with perfect accuracy. The Fund is, however, expected to provide investment results that, before expenses, generally correspond to the price and yield performance of the Index.
- Index sampling risk. As the Fund uses an index sampling technique whereby a representative sample of securities are selected to represent the Index, there is the risk that the securities selected for the Fund may not, in the aggregate, approximate the full Index.
- Use of derivatives. The use of derivatives could increase or reduce exposure to underlying assets and result in greater fluctuations of the Fund's net asset value.

For further information on risks please see the "Risk Factors and Performance" section of the Prospectus on our website at <https://global.vanguard.com>

Charges

The charges you pay are used to pay the costs of running the Fund, including the costs of marketing and distributing it. These charges reduce the potential growth of your investment.

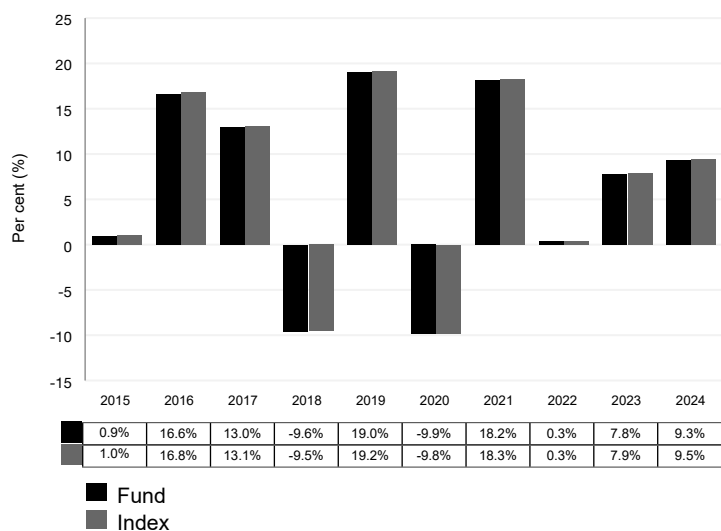
One-off charges taken before or after you invest	
Entry charge	None
Exit charge	None
This is the maximum that might be taken out of your money before it is invested / before the proceeds of your investment are paid out.	
Charges taken from the Fund over a year	
Ongoing charges	0.06%
Charges taken from the Fund under certain specific conditions	
Performance fee	None

The entry and exit charges shown are maximum figures and in some cases you might pay less. Investors can find out the actual entry and exit charges from their distributor and or adviser.

The ongoing charges figure is based on expenses for the year ended 31 December 2024. This figure may vary from year to year. It excludes portfolio transaction costs.

For further information about charges please see the sections entitled "Buying Units", "Redeeming Units", "Charges and Expenses", "Dilution Adjustment" and Appendix 1 of the Prospectus on our website at <https://global.vanguard.com>

Past performance



- **Past performance:**
- **Is not a reliable indication of future performance.**
- Includes ongoing charges and the reinvestment of income. It excludes entry and exit fees.
- Has been calculated in GBP.
- Units in the Fund were first issued in 2009.
- This unit class was launched in 2009.

Practical information

- **Trustee:** State Street Trustees Limited.
- **Documents, prices of units and further information:** You can obtain copies of the Prospectus and the latest annual and semi-annual report and accounts for the Fund along with the latest published prices of units and other practical information, from our website at <https://global.vanguard.com>. The documents are available in English and are free of charge.
- **Prices:** The last published prices of units in the Fund are also available from the FT's website www.ft.com or <https://global.vanguard.com>
- **Tax:** The Fund is subject to the tax laws of the United Kingdom. Depending on your country of residence, this may have an impact on your personal tax position. You are recommended to consult your professional tax adviser.
- **Liability:** VIUK may be held liable solely on the basis of any statement contained in this document that is misleading, inaccurate or inconsistent with the relevant parts of the Prospectus for the Fund.
- **Units:** The Fund has both accumulation and income units. You may switch some or all of your shares of one type, to shares of another type within the Fund or other funds managed by VIUK. Details of switching are provided in the Prospectus.
- Information about other classes of unit offered by the Fund can be found in the prospectus or from our website at <https://global.vanguard.com>.
- Further information on the Index Provider please see the Fund's prospectus.
- **Remuneration policy:** Details of the Vanguard European Remuneration Policy are available at <https://www.ie.vanguard/content/dam/intl/europe/documents/ch/en/ucits-v-remuneration-policy.pdf> including: (a) a description of how remuneration and benefits are calculated; and (b) the identities of persons responsible for awarding remuneration and benefits. A paper copy of these details may be obtained, free of charge, on request from the Head of Human Resources, Europe, Vanguard Asset Services, Limited, 4th Floor The Walbrook Building, 25 Walbrook, London EC4N 8AF.

Key Investor Information

This document provides you with key investor information about this fund. It is not marketing material. The information is required by law to help you understand the nature and the risks of investing in this fund. You are advised to read it so you can make an informed decision about whether to invest.

Vanguard Global Credit Bond Fund (the "Fund")

A sub-fund of Vanguard Investment Series Plc

Investor GBP Hedged Accumulation Shares

ISIN: IE00BYV1RG46

Manager: Vanguard Group (Ireland) Limited ("VGIL")

Objectives and investment policy

- The Fund seeks to provide a moderate and sustainable level of current income by investing in a diversified portfolio of global credit bonds.
- The Fund employs an "active management" strategy aiming to outperform the Bloomberg Global Aggregate Credit Index (the "Index"), over the cycle, and in doing so, the investment manager will follow distinct approaches in managing the Fund's assets.
- The Fund primarily invests in investment grade global credit bonds, made up of corporate and non-corporate obligations with a rating of the equivalent of Baa3 and above by Moody's or another independent rating agency or, if unrated, are determined to be of comparable quality by the investment manager.
- The investment manager may in its discretion restrict the extent to which the Fund's risk factors deviate from the Index. The Fund may take active fixed income sector and security selection views with the focus on outperforming the Index. The investment manager may apply constraints which limit the potential volatility of the Fund relative to the Index and such constraints may change or be removed from time to time at the investment manager's discretion and depending on market environments.
- The Fund may use derivatives in order to reduce risk or cost and/or generate extra income or growth, and for investment purposes. A derivative is a financial contract whose value is based on the value of a financial asset (such as a share, bond, or currency) or a market index.
- The base currency of the Fund is USD.
- The Fund attempts to remain fully invested and hold small amounts of cash except in extraordinary market, political or similar conditions where the Fund may temporarily depart from this investment policy to avoid losses.

- The Fund invests in securities which are denominated in currencies other than the base currency. Movements in currency exchange rates can affect the return of investments. Currency hedging techniques are used to minimise the risks associated with movements in currency exchange rates, where the Fund invests in securities denominated in currencies other than the listing currency, but these risks cannot be eliminated entirely. As this document relates to a share class where such techniques are used, the performance (see "Performance") of this share class is shown against the currency hedged version of the Index.
- The Fund is appropriate for long-term investment. You should have an investment horizon of at least 3 years.
- Income from the Fund will be reinvested and reflected in the price of shares in the Fund.
- Portfolio transaction costs will have an impact on performance.
- Subject to certain exceptions set out in the Prospectus, Shares in the Fund can be bought or sold or exchanged on a daily basis (save on certain bank / public holidays and subject to certain restrictions described in Appendix 1 of the Prospectus or in a separate Supplement) by submitting an application in writing. A list of the days on which shares in the Fund cannot be bought or sold is available on <https://fund-docs.vanguard.com/holiday-calendar-vanguard-investment-series-plc-irish-funds.pdf>

For further information about the objectives and investment policy of the Fund, as well as the limited relationship with the Index provider, please see Appendix 1 and Appendix 6 of the Vanguard Investment Series plc prospectus (the "Prospectus") on our website at <https://global.vanguard.com>

Risk and reward profile



- This indicator is based on historical data and may not be a reliable indication of the future risk profile of the Fund.
- The risk category shown is not guaranteed and may change over time.
- The lowest category does not mean "risk free".
- The Fund is rated 4 due to the nature of its investments which include the risks listed below. These factors may impact the value of the Fund's investments or expose the Fund to losses.
 - The value of bonds and fixed income-related securities is affected by influential factors such as interest rates, inflation, credit spreads and volatility which, in turn, are driven by other factors including political, economic news, company earnings and significant corporate events.
 - Movements in currency exchange rates can adversely affect the return of your investment. Currency hedging may be used but is not guaranteed to completely eliminate currency risk.
 - Emerging markets are generally more sensitive to economic and political conditions than developed markets. Other factors include greater Liquidity

Risk', restrictions on investment or transfers of assets and failed/ delayed delivery of securities or payments to the Fund.

- Investment risk is concentrated in specific sectors, countries, currencies or companies. This means the Fund is more sensitive to any localised economic, market, political or regulatory events.
- Use of derivatives. The use of derivatives could increase or reduce exposure to underlying assets and result in greater fluctuations of the Fund's net asset value.

The risk and reward indicator does not take account of the following risks of investing in the Fund:

- Counterparty risk. The insolvency of any institutions providing services such as safekeeping of assets or acting as counterparty to derivatives or other instruments, may expose the Fund to financial loss.
- Liquidity risk. Lower liquidity means there are insufficient buyers or sellers to allow the Fund to sell or buy investments readily. This could cause the Fund to incur higher costs when buying or selling investments or could mean that the Fund is not able to buy or sell investments when it would like to do so.
- Credit risk. The issuer of a financial asset held within the Fund may not pay income or repay capital to the Fund when due.
- Inflation risk. The value of your investments may not be worth as much in the future due to changes in purchasing power resulting from inflation.

For further information on risks please see the "Risk Factors" section of the Prospectus on our website at <https://global.vanguard.com>

Charges

The charges you pay are used to pay the costs of running the Fund, including the costs of marketing and distributing it. These charges reduce the potential growth of your investment.

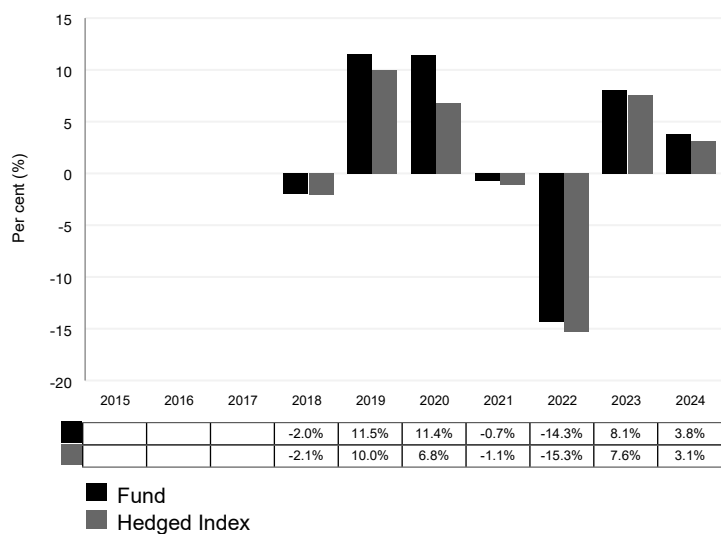
One-off charges taken before or after you invest	
Entry charge	None
Exit charge	None
This is the maximum that might be taken out of your money before it is invested / before the proceeds of your investment are paid out.	
Charges taken from the Fund over a year	
Ongoing charges	0.35%
Charges taken from the Fund under certain specific conditions	
Performance fee	None

The entry and exit charges shown are maximum figures and in some cases you might pay less. Investors can find out the actual entry and exit charges from their distributor and or adviser.

The ongoing charges figure is based on expenses for the year ended 31 December 2024. This figure may vary from year to year. It excludes portfolio transaction costs.

For further information about charges, please see the sections entitled "Buying Shares", "Redeeming Shares", "Fees and Expenses", Appendix 1, and the "Swing Pricing" section in Appendix 2 of the Prospectus on our website at <https://global.vanguard.com>

Past performance



- **Past performance:**
- **Is not a reliable indication of future performance.**
- Includes ongoing charges and the reinvestment of income. It excludes entry and exit fees.
- Has been calculated in GBP.
- Shares in the Fund were first issued in 2017.
- This share class was launched in 2017.
- The Fund does not aim to track the performance of the index.

Practical information

- **Depositary:** Brown Brothers Harriman Trustee Services (Ireland) Limited.
- **Documents, prices of shares and further information:** You can obtain copies of the Prospectus and the latest annual and semi-annual report and accounts for Vanguard Investment Series plc ("VIS"), along with the latest published prices of shares and other practical information on the Fund from Vanguard Investment Series plc c/o Brown Brothers Harriman Fund Administration Services (Ireland) Limited, 30 Herbert Street, Dublin 2, D02 W329, Ireland or from our website at <https://global.vanguard.com>. These documents are available in English only. The documents are available in English and are free of charge.
- **Prices:** The last published prices of shares in the Fund are also available from the FT's website www.ft.com or <https://global.vanguard.com>
- **Tax:** VIS is subject to the tax laws of Ireland. Depending on your country of residence, this may have an impact on your personal tax position. You are recommended to consult your professional tax adviser.
- **Liability:** VGIL may be held liable solely on the basis of any statement contained in this document that is misleading, inaccurate or inconsistent with the relevant parts of the Prospectus for VIS.
- **Sub-funds:** VIS is an umbrella fund with a number of sub-funds. This document describes a sub-fund of VIS. The prospectus and periodic reports are prepared for the entire company.
- VIS is an umbrella Fund with segregated liability between sub-funds. This means that the holdings of the Fund are maintained separately under Irish law from holdings of other sub-funds of VIS and your investment in the Fund will not be affected by any claims against any other sub-fund of VIS.
- **Shares:** You may exchange your shares in the Fund for shares in any other sub-fund of VIS. Details of switching are provided in the Prospectus.
- Information about other share classes offered by VIS can be found in the prospectus or from our website at <https://global.vanguard.com>.
- Further information on the Index Provider please see the Fund's prospectus.
- **Remuneration policy:** Details of VGIL's Remuneration Policy are available at <https://www.ie.vanguard/content/dam/intl/europe/documents/ch/en/ucits-v-remuneration-policy.pdf>, including: (a) a description of how remuneration and benefits are calculated; and (b) the identities of persons responsible for awarding remuneration and benefits. A paper copy of these details may be obtained, free of charge, on request from VGIL at 70 Sir John Rogerson's Quay, Dublin 2, Ireland.

This document provides you with the key investor information about this Fund. It is not marketing material. The information is required by law to help you understand the nature and the risks of investing in this Fund. You are advised to read it so you can make an informed decision about whether to invest.

WS Morant Wright Nippon Yield Fund (the "Fund"),

B Accumulation (ISIN: GB00B42MKS95)

Waystone Management (UK) Limited is the Authorised Corporate Director of the Fund

Objective and Investment Policy

Objective

To achieve a rising level of income (money available to be paid out by the Fund), with the potential for growth in capital (an increase in the value of the Fund) after all costs and charges have been taken, over any five year period.

There is no guarantee that the objective will be met over any time period and you may get back less than you invest.

Investment Policy

To invest at least 90% of the Fund in the shares of Japanese companies.

The Fund may also invest up to 10% in cash and other assets that can be quickly converted into cash.

Investments in collective investment schemes will be limited to 10%.

The Investment Manager will buy shares in companies that, in their opinion, are financially strong but undervalued and which they expect to increase in value. The Investment Manager favours companies that pay a high and sustainable dividend relative to the TOPIX Net Total Return Index.

Other features of the Fund:

The Fund is actively managed. The Investment Manager uses its expertise to select investments for the Fund and has the discretion to invest without the need to adhere to a particular benchmark.

The Fund can invest across different industry sectors without limitation.

Derivatives (whose value is linked to that of another investment, e.g company shares, currencies) may be used to manage the risk profile of the Fund.

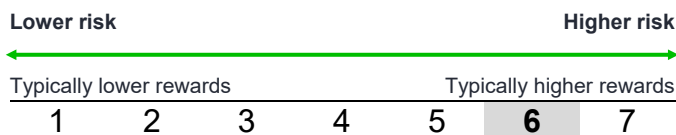
In extraordinary market conditions which could result in significant loss, the Fund has the ability to invest 100% in lower risk assets such as cash.

You can buy and sell shares in the Fund on each business day.

Income from the Fund will be added to the value of your investment.

Recommendation: This Fund may not be appropriate for investors who plan to withdraw their money within 5 years.

Risk and Reward Profile



This indicator shows how much a fund has risen and fallen in the past, and therefore how much a fund's returns have varied. It is a measure of a fund's volatility. The higher a fund's past volatility the higher the number on the scale and the greater the risk that investors in that fund may have made losses as well as gains.

The Fund has been classed as 6 because its volatility has been measured as above average to high.

This indicator is based on historical data and may not be a reliable indication of the future risk profile of this Fund.

The risk and reward profile shown is not guaranteed to remain the same and may shift over time. The lowest number on the scale does not mean that a fund is risk free.

- **Currency Risk:** As the Fund invests in the shares of Japanese companies, the Fund will be exposed to different currencies and changes in exchange rates may decrease the value of your investment.
- **Counterparty Risk:** The failure of a firm involved in a transaction with the Fund or providing services to the Fund may expose the Fund to financial loss.

For more information about the Fund's risks please see the Risk Factors section of the prospectus which is available at www.waystone.com.

Charges for this Fund

The charges you pay are used to pay the costs of running the Fund. These charges reduce the potential growth of your investment.

One-off charges taken before or after you invest	
Entry Charge	5.00%
This is the maximum that might be taken out of your money before it is invested.	
Exit Charge	None
Charges taken from the Fund over the year	
Ongoing Charges	1.14%
Charges taken from the Fund under certain specific conditions	
Performance Fee	None

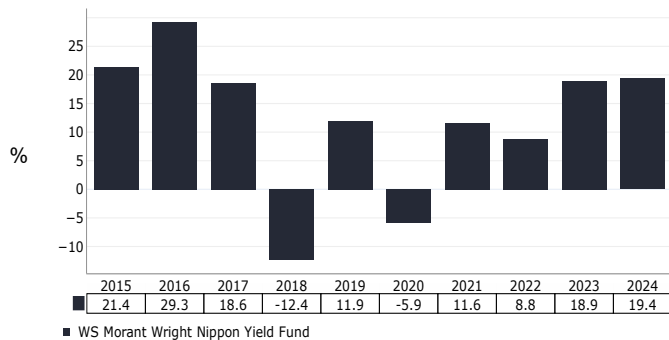
The entry charge shown is a maximum figure. In some cases investors may pay less. You can find out the actual charges from your financial advisor or distributor.

The ongoing charges figure is based on expenses for the year ending 30 April 2025. This figure may vary from year to year. The ongoing charges are taken from the income of the Fund. They exclude portfolio transaction costs, except in the case of an entry/exit charge paid by the Fund when buying or selling units in another collective investment undertaking.

You may also be charged a dilution levy (an amount to cover dealing costs incurred by the Fund) on entry to or exit from the Fund. This is normally only charged when the dealing costs are significant.

For more information about charges, please see the Company's prospectus which is available at www.waystone.com.

Past Performance



Past performance is not a guide to future performance.

The past performance in the chart shown opposite is net of tax and charges but excludes the entry charge that may be paid on the purchase of an investment. This share class was launched in August 2010.

The Fund was launched in August 2008.

Past performance takes into account all charges and costs

Past performance is calculated in GBP

Practical Information

Documents

You can obtain further detailed information regarding the Fund's latest Value Assessment report, its Prospectus, latest annual reports and any subsequent half yearly reports free of charge from the Authorised Corporate Director by calling 0345 922 0044 or visiting www.waystone.com and also by request in writing to Waystone Management (UK) Limited, PO Box 389, Darlington, DL1 9UF. Details of Waystone Management (UK) Limited remuneration policy (including a description of how remuneration and benefits are calculated and the composition of the remuneration committee) are available at www.waystone.com or by requesting a paper copy free of charge (see above for contact details).

Prices of shares and further information

You can check the latest prices by calling 0345 922 0044 or by visiting our website www.waystone.com.

Depository

The Bank of New York Mellon (International) Limited

Tax

UK tax legislation may have an impact on your personal tax position.

Liability

Waystone Management (UK) Limited may be held liable solely on the basis of any statement contained in this document that is misleading, inaccurate or inconsistent with the relevant parts of the prospectus for the Company.

This Fund is authorised in the United Kingdom and regulated by the Financial Conduct Authority (FCA). Waystone Management (UK) Limited is authorised in the United Kingdom and regulated by the FCA.

This key investor information is accurate as at 21/07/2025.