

KEY INVESTOR INFORMATION



This document provides you with key investor information about this Fund. It is not marketing material. The information is required by law to help you understand the nature and the risks of investing in this Fund. You are advised to read it so you can make an informed decision about whether to invest.

Aviva Investors Multi-Strategy Target Return Fund, Class 2, Accumulation shares, GBP, a sub-fund of the Aviva Investors Investment Funds ICVC (ISIN: GB00BMJ6DT26). The Fund is managed by Aviva Investors UK Fund Services Limited.

OBJECTIVES AND INVESTMENT POLICY

Objective: To deliver a positive return over rolling three year periods regardless of the prevailing stock market environment. The Fund aims to generate a positive return, on average 5% per annum above the Bank of England Base Rate before the deduction of charges, over rolling three year periods. In seeking to target this level of return the Fund also aims to manage volatility to a target of less than half the volatility of global equities, measured over the same rolling three year periods. These aims, however, are not guaranteed and it may not always be possible to achieve positive returns or to achieve the target level of volatility over rolling three year periods, or over any period of investment. Consequently, investors' capital is at risk.

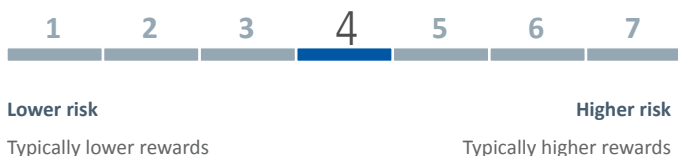
Core investment: The Fund invests across a broad range of global asset classes (including emerging markets) that may include shares of companies, bonds (both corporate and government), cash, commodities, indirect property, and currencies. Other funds (including funds managed by Aviva Investors companies) may also be used to gain exposure to these asset classes. The Fund will make significant use of derivative instruments for investment purposes including: futures, options, swaps, swaptions and forwards.

Strategy: The Fund is actively managed and the Investment Manager may take both long and synthetic short positions and derivative usage may include but is not limited to derivatives on interest rates, inflation rates, bonds, credit, equity, financial indices, volatility, dividend payments and currencies. Derivatives usage may be for the purposes of hedging, efficient portfolio management, or investment purposes and may be exchange traded or traded off exchange through market counterparties. The use of derivative instruments as part of the investment policy will mean that the Fund may, from time to time, have substantial holdings in liquid assets including deposits and money market instruments.

Environmental, Social and Governance (ESG) factors: ESG factors are integrated into the investment process and are considered alongside a range of financial metrics and research, but the Investment Manager retains discretion over which investments are selected. We also actively engage with companies and use voting rights with the aim of positively influencing company behaviour and helping to create competitive returns. In addition, the Fund has limited exclusions based on Aviva Investors' UK Responsible Investment policy. Further information on how we integrate ESG and the Aviva Investors UK Responsible Investment policy into our investment approach, and how we engage with companies is available on our website and in the prospectus.

Performance & Risk Measurement: The Fund aims to generate returns which exceed the Bank of England base rate, which has been chosen as the market standard indicator of the risk-free rate of return. The Fund targets 5% above this rate because that is the level of outperformance that the Investment Manager believes to be realistic for this strategy alongside the volatility aim.

RISK AND REWARD PROFILE



This indicator is based on historical data, calculated using European Union rules, and may not be a reliable indication of the future risk profile of the Fund.

The risk and reward category shown is not guaranteed to remain unchanged and may change over time. The lowest category does not mean 'risk free'.

The value of investments and the income from them will change over time.

The Fund price may fall as well as rise and as a result you may not get back the original amount you invested.

The Fund has been allocated a risk number based on the historic volatility of its share price or where insufficient information is available appropriate asset classes.

Counterparty risk: The Fund could lose money if an entity with which it does business becomes unwilling or is unable to meet its obligations to the Fund.

Currency risk: Changes in currency exchange rates could reduce investment gains or increase investment losses. Exchange rates can change rapidly,

The Fund is managed to a defined risk target - linked to the volatility of global equities. Volatility measures how much the returns of the Fund may fluctuate and is an indicator of the level of risk taken by the Investment Manager.

The Fund is expected to operate with a volatility no greater than 50% of that of Global Equities, however, there may be times where the Fund operates above this target. The Index we use to represent global equities is the MSCI® All Country World Index (Local Currency) (the Index). The Fund's volatility is compared against the Index's daily volatility, annualised, over 3-year rolling periods.

The Index comprises large and medium sized companies, as determined by their market capitalisation (total market value of a company's outstanding shares), from both developed and emerging markets, and the Index is designed to provide a broad measure of global equity market performance.

The Index has been selected as a benchmark due to the broad range of companies that it represents, and it is therefore an appropriate measure of the volatility of global equities.

Note: MSCI makes no express or implied warranties or representations and shall have no liability whatsoever with respect to any MSCI data contained herein. The MSCI data may not be further redistributed or used as a basis for other indices or any securities or financial products. This report is not approved, endorsed, reviewed or produced by MSCI. None of the MSCI data is intended to constitute investment advice or a recommendation to make (or refrain from making) any kind of investment decision and may not be relied on as such.

Recommendation: this Fund may not be appropriate for investors who plan to withdraw their money within 5 years.

Other information: You can buy and sell shares on any London business day.

This is an accumulation share class and any income from the Fund will remain in the Fund and is reflected in the share price.

For full investment objectives and policy details please refer to the Prospectus.

significantly and unpredictably.

Derivatives risk: Derivatives are instruments that can be complex and highly volatile, have some degree of unpredictability (especially in unusual market conditions), and can create losses significantly greater than the cost of the derivative itself.

Hedging risk: Any measures taken to offset specific risks will generate costs (which reduce performance), could work imperfectly or not at all, and if they do work will reduce opportunities for gain.

Illiquid securities risk: Certain assets held in the Fund could, by nature, be hard to value or to sell at a desired time or at a price considered to be fair (especially in large quantities), and as a result their prices could be very volatile.

Commodity Investment The prices of commodities are generally more volatile than investments in more traditional securities such as equities and fixed income. Investment into commodity instruments which are physically backed may have limited recourse, and if the value of the commodities held is insufficient to meet payment obligations the Fund may suffer losses.

Leverage risk: A small price decline on a "leveraged" underlying investment will create a correspondingly larger loss for the Fund. A high overall level of leverage and/or unusual market conditions could create significant losses for the Fund.

Multi-strategy risk: Because the Fund is exposed to the risks of multiple

markets and asset classes, there is a risk that some or all of its strategies may not perform or correlate as expected.

Stock and Bond Connect risk: The Fund may invest in China A-Shares via Stock Connect, or bonds on the China Interbank Bond Market via Bond Connect which may entail additional clearing and settlement, regulatory,

operational and counterparty risks.

Full information on the risks applicable to the Fund is detailed in the Prospectus.

CHARGES

One-off charges taken before or after you invest

Entry charge	None
Exit charge	None

The entry and exit charges shown are the maximum that might be taken out of your money before it is invested / before the proceeds of your investment are paid out.

Charges taken from the Fund over a year

Ongoing charges	0.85%
-----------------	-------

The ongoing charges figure is based on last year's expenses for the year ending 15 October 2023. The figure for ongoing charges excludes performance fees and portfolio transaction costs, except in the case of an entry/exit charge paid by the Fund when buying or selling units in another collective investment undertaking.

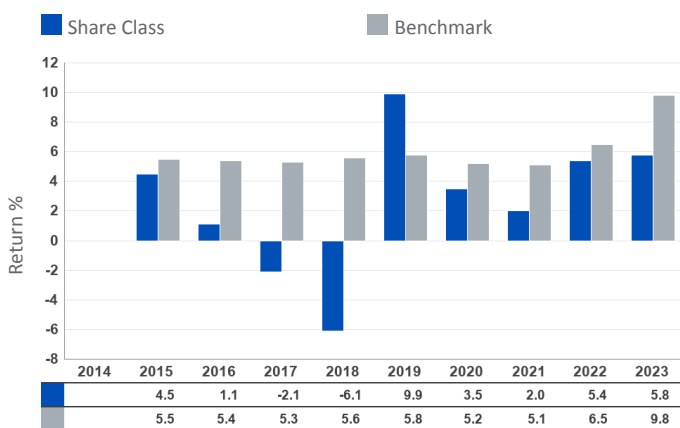
For more information about charges please see the charges sections of the Fund's Prospectus.

Charges taken from the Fund under certain specific conditions

Performance fee	None
-----------------	------

The charges you pay are used to pay the costs of running the Fund, including the costs of marketing and distributing it. These charges reduce the potential growth of your investment.

PAST PERFORMANCE



Past performance is no guide to future performance.

The past performance shown in the chart opposite takes into account all charges except entry charges.

The Share Class was launched on 01 July 2014.

Performance is calculated in the Share Class currency which is GBP.

Source: Aviva Investors/Morningstar as at 31 December 2023.

PRACTICAL INFORMATION

Depositary - J.P. Morgan Europe Limited.

More practical information about the Fund and copies of the Prospectus and the latest annual and half yearly reports are available free of charge from Aviva Investors UK Fund Services Limited PO Box 10410, Chelmsford, CM99 2AY. These documents will be in English and cover the whole ICVC.

The latest published price of shares in the Fund and other information on the Fund, including how to buy and sell shares, is also available at www.avivainvestors.co.uk.

Shares other than Class 2 are offered by the Fund, as set out in the Prospectus.

You may switch between funds in the Aviva Investors Investments Funds ICVC. Details on switching are provided in the Prospectus.

The Fund is subject to the tax laws and regulations of the United Kingdom. Depending on your own country of residence, this might have an impact on your investment.

The liabilities of the Fund are segregated and the assets of this Fund will not be used to pay debts of other funds.

Aviva Investors UK Fund Services Limited may be held liable solely on the basis of any statement contained in this document that is misleading, inaccurate or inconsistent with the relevant parts of the Prospectus for the Fund.

The sub-fund launched on 01 July 2014, is authorised in the United Kingdom and regulated by The Financial Conduct Authority. Aviva Investors UK Fund Services Limited is authorised in the United Kingdom and regulated by The Financial Conduct Authority.

The details of the up-to-date remuneration policy of the Management Company, including the composition of its remuneration committee, a description of the key remuneration elements and an overview of how remuneration is determined, are available on the website www.avivainvestors.com. A paper copy of the remuneration policy can be made available upon request and free of charge at the Management Company's registered office.

Key Information Document



Purpose

This document provides you with key information about this investment product. It is not marketing material. The information is required by law to help you understand the nature, risks, costs, potential gains and losses of this product and to help you compare it with other products.

Product

Product: Jupiter Asset Management Series PLC ("The Company"), Jupiter Merian Global Equity Absolute Return Fund, I GBP Hedged Acc

ISIN: IE00BLP5S809

Website: www.jupiteram.com

Call number: +353-1 622 4499

The Central Bank of Ireland ("CBI") is responsible for supervising Jupiter Asset Management Series PLC in relation to this Key Information Document.

This PRIIP is authorised in Ireland.

Jupiter Asset Management (Europe) Limited (the "Management Company") is authorised in Ireland and supervised by the CBI.

Date of Publication: 08/05/2024

What is this product?

Type: Jupiter Merian Global Equity Absolute Return Fund (the "Fund") is a sub-fund of Jupiter Asset Management Series PLC, incorporated in Ireland.

Term: The Fund has no maturity date. The Management Company is not entitled to terminate the Fund unilaterally.

Objective: Capital growth, while closely controlling risk. The Fund also aims to deliver an absolute return (above zero performance, irrespective of market conditions) over rolling 12 month periods.

Policy: In seeking to achieve its investment objective, the Fund will aim to deliver a return, net of fees, in excess of the Federal Reserve Funds Target Rate over rolling 3 year periods. For performance measurement purposes, the cash benchmark will differ for non-base currency classes.

The Fund also aims to achieve its objective within an annualised volatility limit of 6 per cent.

The Fund may invest no less than 51%/majority in company shares and similar investments listed or located anywhere in the world.

The Fund uses derivatives (i.e. financial contracts whose value is linked to the expected price movements of an underlying investment), with the aim of generating returns and reducing the overall costs and/or risks of the Fund.

The Fund will adopt a structured market neutral position (balancing long and short positions aiming to build a portfolio with zero market exposure) at all times.

The Fund will hold a long position (benefit from buying an asset with the aim of selling it later at a higher price relative to the market) in an investment expected to outperform the market, and short (benefit from the sale of an asset with the aim of buying it later at a lower price relative to the market) an investment expected to underperform the market.

The Fund can take long and short positions through the use of derivatives, which may result in the Fund being leveraged. Leverage magnifies the exposure of the Fund to greater than the underlying investments. In such situations, returns may rise or fall more than they would have done otherwise, reflecting such additional exposure.

The Fund is actively managed. Portfolio construction is driven by systematic analysis of companies against several distinct characteristics including stock price valuation, balance sheet quality, growth characteristics, efficient use of capital, analyst sentiment and supportive market trends to identify attractively priced investment opportunities.

The Fund promotes environmental and social characteristics on an ongoing basis within the scope of Article 8 of the Sustainable Finance Disclosure Regulation. The environmental and social characteristics selected for Jupiter Merian Global Equity Absolute Return Fund include the promotion of the transition to a low carbon economy and the upholding of responsibilities to people and planet.

Treatment of income: as shares in this class are accumulation shares, income from investments will be reinvested into the Fund and reflected in the value of the shares.

Hedging policy: The Fund also aims to protect against exchange rate movements between the Fund's base currency and the share class currency by hedging.

Dealing: you can buy and sell shares on business days where retail banks are open for business in Dublin and London (excluding Saturdays, Sundays and public holidays).

Intended retail investor: The type of investor for whom the Fund is intended may include retail investors with no financial industry experience. Investors should be aware that a capital loss of some or all of the amount invested may occur. An investment in a particular Fund should be considered in the context of an investor's overall investment portfolio.

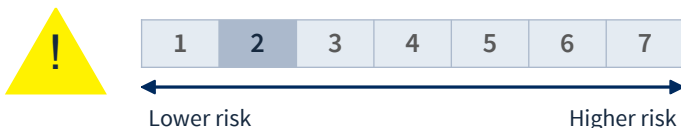
The Fund's assets are held with its depositary, Citi Depositary Services Ireland Designated Activity Company.

Further information about the Company, copies of its prospectus, annual and half-yearly reports may be obtained, for the entire Company, free of charge (the prospectus is available in English and other required languages) from the administrator, Citibank Europe plc, at 1 North Wall Quay, Dublin 1 Ireland or visit www.jupiteram.com.

The latest share prices are available from the administrator during normal business hours and will be published daily at www.jupiteram.com.

What are the risks and what could I get in return?

Risk indicator



The risk indicator assumes you keep the product for 5 years.

The summary risk indicator is a guide to the level of risk of this product compared to other products. It shows how likely it is that the product will lose money because of movements in the markets or because we are not able to pay you.

We have classified this Fund as 2 out of 7 which is a low risk class. This rates the potential losses from future performance at a low level. Adverse market conditions are very unlikely to impact the probability of experiencing material losses on your investment.

Be aware of currency risk. You will receive payments in a different currency, so the final return you will get depend on the exchange rate between the two currencies. This risk is not considered in the indicator shown above.

Other key material risks not captured by the risk indicator that could potentially impact the Fund are disclosed in the Prospectus and Supplement.

This product does not include any protection from future market performance so you could lose some or all of your investment. If we are not able to pay you what is owed, you could lose your entire investment. However, you may benefit from a consumer protection scheme (see the section 'what happens if we are unable to pay you'). The indicator shown above does not consider this protection.

Performance Scenarios

What you will get from this Fund depends on future market performance. Market developments in the future are uncertain and cannot be accurately predicted.

The unfavourable, moderate, and favourable scenarios shown are illustrations using the worst, average, and best performance of the product over the last 10 years. Markets could develop very differently in the future.

Recommended holding period:		5 years	
Example Investment:		£10000	
		If you exit after 1 year	If you exit after 5 years
Scenarios			
Minimum	There is no minimum guaranteed return if you exit before 5 years. You could lose some or all of your investment.		
Stress	What you might get back after costs	£7770	£7710
	Average return each year	-22.30%	-5.07%
Unfavourable	What you might get back after costs	£8680	£8970
	Average return each year	-13.20%	-2.15%
Moderate	What you might get back after costs	£10500	£10410
	Average return each year	5.00%	0.81%
Favourable	What you might get back after costs	£11870	£12740
	Average return each year	18.70%	4.96%

The figures shown include all the costs of the product itself, but may not include all the costs that you pay to your advisor or distributor. The figures do not take into account your personal tax situation, which may also affect how much you get back.

The stress scenario shows what you might get back in extreme market circumstances.

Unfavourable scenario: This type of scenario occurred for an investment between 2015 and 2020.

Moderate scenario: This type of scenario occurred for an investment between 2016 and 2021.

Favourable scenario: This type of scenario occurred for an investment between 2019 and 2024.

What happens if Jupiter Asset Management (Europe) Limited is unable to pay out?

There is no compensation scheme or guarantee scheme in the event that the Company (or any other party including the Management Company) is unable to pay out.

What are the costs?

The person advising on or selling you this product may charge you other costs. If so, this person will provide you with information about these costs and how they affect your investment.

Costs over Time

The tables show the amounts that are taken from your investment to cover different types of costs. These amounts depend on how much you invest, how long you hold the product. The amounts shown here are illustrations based on an example investment amount and different possible investment periods.

We have assumed:

- In the first year you would get back the amount that you invested (0% annual return). For the other holding periods we have assumed the product performs as shown in the moderate scenario

- 10,000.00 GBP is invested.

	If you exit after 1 year	If you exit after 5 years
Total costs	£139	£740
Annual cost impact (*)	1.4%	1.4% each year

(*) This illustrates how costs reduce your return each year over the holding period. For example it shows that if you exit at the recommended holding period your average return per year is projected to be 2.2 % before costs and 0.8 % after costs.

Composition of Costs

One-off costs upon entry or exit		If you exit after 1 year
Entry costs	We do not charge an entry fee.	£0
Exit costs	We do not charge an exit fee for this product.	£0
Ongoing costs taken each year		
Management fees and other administrative or operating costs	0.83 % of the value of your investment per year. This is an estimate, based on the Fund's expenses over the last year and its current underlying investments.	£83
Transaction costs	0.49 % of the value of your investment per year. This is an estimate of the costs incurred when we buy and sell the underlying investments for the product. The actual amount will vary depending on how much we buy and sell.	£49
Incidental costs taken under specific conditions		
Performance fees (and carried interest)	The actual amount will vary depending on how well your investment performs. The aggregated cost estimation above includes the average over the last 5 years.	£7

How long should I hold it and can I take money out early?

Recommended holding period: 5 years

The Fund's shares are designed to be held over the long term and may not be suitable as short-term investments. There is no guarantee that any appreciation in the value of the Fund's investments will occur and investors may not get back the full value of their investments. The value of the shares and the income derived from them (if any) may go down as well as up.

How can I complain?

For complaints about the Fund, please contact the Administrator, Citibank Europe plc. They can be contacted by post at Transfer Agency 3rd Floor, 1 North Wall Quay, Dublin 1, Ireland, by telephone on +353 1622 4499 or by email at JAMTA@citi.com.

For complaints against the Management Company, Jupiter Asset Management (Europe) Limited, please contact them by post at The Wilde, 53 Merrion Square South, Dublin 2, Ireland or by email at JAMEL@jupiteram.com.

Further details about complaints handling arrangements can be found on www.jupiteram.com.

Other relevant information

This Key Information Document is for a single sub-fund of the Company and the Prospectus, annual and semi-annual reports are for the entire Company. You can find information related to the product past performance over the last 10 years (or shorter if unavailable) and to previous performance scenario calculations at www.jupiteram.com.

Key Investor Information

This document provides you with key investor information about this Fund. It is not marketing material. The information is required by law to help you understand the nature and the risks of investing in this Fund. You are advised to read it so you can make an informed decision about whether to invest.

Class B Accumulation Shares in GBP (ISIN IE00BFLR2202)

Atlantic House Defined Returns Fund (the 'Fund'), a sub-fund of GemCap Investment Funds (Ireland) PLC (the 'Company')

The Fund is managed by Gemini Capital Management (Ireland) Limited which acts as manager to the Company

Objectives and Investment Policy

The investment objective of the Fund is to generate capital growth in the value of its shares over the medium to longer term.

The Fund is considered to be actively managed in reference to the Solactive United Kingdom Large Cap EX Investment Trust Index NTR, the Solactive US Large Cap Index and the Solactive Euro 50 Net Total Return Index (the "Benchmarks") by virtue of the fact that the Benchmarks are used for performance comparison purposes. The Solactive United Kingdom Large Cap EX Investment Trust Index NTR is used as the reference index for the purposes of calculating the global exposure of the Fund using the Relative VaR methodology. However the Benchmarks are not used to define the portfolio composition of the Fund or as a performance target and the Fund may be wholly invested in securities which are not constituents of the Benchmarks.

The Fund is suitable for investors who are looking for a high probability of capital growth over the medium to long term, but who are able to withstand medium to higher risks, due to the market sensitivity and potentially volatile nature of the underlying investments.

The Fund aims to meet its objectives via exposure to a diversified portfolio of defined return investments linked to global equity indices. It will invest primarily in a mixture of Transferable Securities (i.e. at or above S&P rating BBB- or a rating sourced from another reputable rating agency, which is deemed equivalent by the Investment Manager), Financial Derivative Instruments (FDIs) exposed to global equity indices and cash to gain this exposure. The Fund sells puts, triggered only at their maturity (typically 6 years) At outset, a defined return investment will only be eligible for inclusion if it provides for a long-term positive return in anything but the bleakest of market conditions. However, investors should be aware that

capital is at risk and in the event of very poor equity market performance over a sustained period it is possible that the Fund could generate negative returns. The use of FDIs means that the Fund will employ leverage.

The Fund may take a long exposure, meaning that it will invest directly, or take investment exposure via FDIs, in a security or securities (i.e. equities) with a view that their value will rise.

The Fund may also take a short exposure for hedging purposes, via FDIs, thus benefitting the Fund from a fall in value in a security or securities. Any short exposure within the fund may be up to 100% of the Net Asset Value. However, it is intended that the Fund will be managed to operate in normal market conditions within a range of 100% long exposure and 0% short exposure.

Income and gains in this share class will be accumulated and reinvested on behalf of shareholders.

Investors can buy and sell shares in the Fund on every business day meaning a day on which banks in Ireland and on which the relevant stock exchange is open for normal business subject to the 'Dealing Days for Subscription and Redemptions' and the 'Issue of Shares' and 'Redemption of Shares' section of the Supplement.

Recommendation: This Fund may not be appropriate for short-term investment.

For full details please refer to the 'Investment Objective and Policy', 'Issue of Shares' and 'Redemption of Shares' sections of the Supplement and 'The Shares' section of the Prospectus.

Risk and Reward Profile

1	2	3	4	5	6	7
---	---	---	---	---	----------	---

lower potential risk/rewards

higher potential risk/rewards

The indicator above illustrates the position of this Fund on a standard risk/ reward category scale. This indicator is based on historical data and may not be a reliable indication of the future risk profile of the Fund. The risk and reward category shown is not guaranteed to remain unchanged and may change over time. The lowest category does not mean investment is 'risk free'. This indicator is not a measure of the risk that you may lose the amount you have invested. The Fund is rated 6 due the nature of its investments. The following are risks materially relevant to the Fund which are not adequately captured by the indicator:

Derivatives Risk: The Fund is entitled to use derivative instruments for investment purposes and for efficient portfolio management and/ or to protect against exchange risks. Derivatives may not achieve their intended purpose. Their prices may move up or down significantly over relatively short periods of time which may result in losses greater than the amount paid. This could adversely impact the value of the Fund. The Fund may enter into various financial contracts (derivatives) with another party. Where the Fund uses futures or forward foreign currency contracts (derivatives), it may become exposed to certain investment risks including leverage, market, mismatching of exposure and/ or counterparty risk, liquidity, interest rate, credit and management risks and the risk of improper valuation.

While the Fund is not expected to have exposure to leverage to a material degree, any movement in the price of these investments can have a significant impact on the value of the Fund and the Fund could lose more than the amount invested.

Equity Market Risk: The defined return investments within the Fund, whether via FDIs or Transferable Securities, are all dependent on global equity index performance. In the event of sustained, poor equity market performance the value of the Fund could fall and not recover.

Issuer/Credit Risk: The Fund invests in government and corporate bonds. All bonds will be rated at least A- by Standard and Poors at outset. If any of the bonds the Fund owns suffer credit events the performance of the Fund could be adversely affected.

Liquidity Risk: Lower liquidity means there may be insufficient buyers or sellers to allow the Fund to sell or buy investments readily, which may result in difficulty selling investments at their true value and in a timely manner.

Legal and Regulatory Risk: Future legal or regulatory change could have a significant effect on the Fund.

Other Risks: Other risks the Fund is exposed to include but are not limited to are possible changes in interest rates, changing expectations of future market volatility, changing expectations of equity market correlation and changing dividend expectations.

For a more detailed explanation of the risks, please refer to the "Risk Factors" section of the Prospectus and "Risk Warnings" section of the Supplement.

Charges

The charges you pay are used to pay the costs of running the Fund, including the costs of marketing and distributing it. These charges reduce the potential growth of your investment.

One off charges deducted before or after you invest	
Entry charge None	This is the maximum that might be taken out of your money before it is invested and before the proceeds of your investment are paid out.
Exit charge None	
Charges taken from the fund over a year	
Ongoing charges: 0.65%	
Charges taken from the Fund under certain specific conditions	
Performance Fee : None	

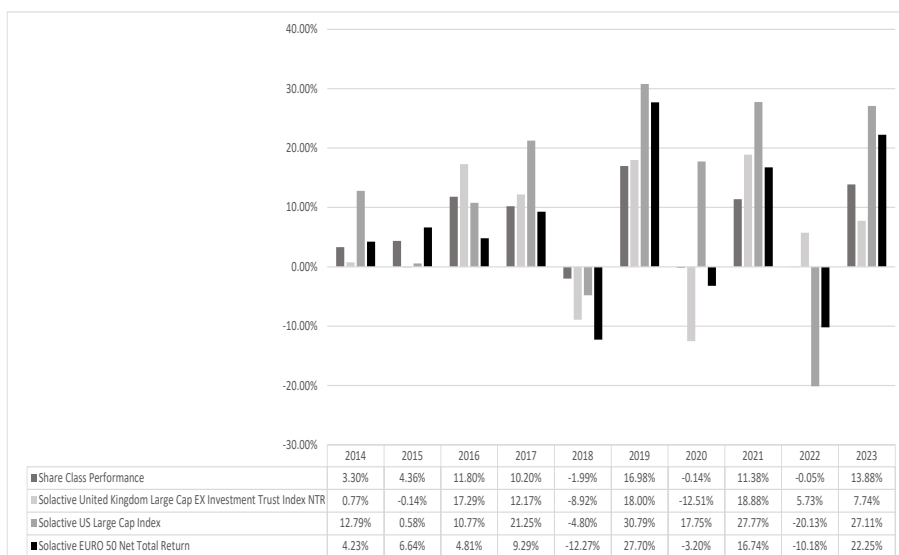
The entry and exit charges shown are maximum figures. In some cases you might pay less.

The ongoing charges figure is based on expenses for the year ending 31 December 2023 but may vary from year to year. It excludes portfolio transaction costs, except in the case of an entry/exit charge paid by the Fund when investing in another collective investment scheme.

An anti-dilution levy of up to 2% may be charged on redemptions of 5% or greater of the total net assets of the Fund.

For more information about charges, please refer to the 'Fees, Charges and Expenses' section of the Prospectus and the 'Fees and Expenses' section of the Supplement.

Past Performance



The past performance shown in the chart opposite takes into account all charges.

Past performance is not a guide to future performance.

Past performance has been calculated in the base currency of the Fund which is GBP.

The Fund compares its performance in the chart opposite to the Solactive United Kingdom Large Cap EX Investment Trust Index NTR, the Solactive US Large Cap Index and the Solactive Euro 50 Net Total Return Index.

The Fund was approved by the Central Bank of Ireland on 25 October 2013 and the share class was launched on 4 November 2013.

Practical Information

Depository: Caceis Investor Services Bank S.A., Dublin Branch.

Prices of shares and further information: Further information about the Fund (including copies of the current Prospectus and most recent financial statements, free of charge) is available in English at the Company's registered office at 7th Floor, Block A, One Park Place, Upper Hatch Street, Dublin 2, D02 E762, Ireland. Other practical information, including the Net Asset Value per Share for the Fund is available from the Administrator's registered office and at www.gemcapital.ie.

The Fund is a sub-fund of the Company which is an umbrella fund with segregated liability between sub-funds and accordingly any liability incurred on behalf of or attributable to any sub-fund shall be discharged out of the assets of that sub-fund. Investors may redeem their shares in the Fund (or a portion thereof) by submitting a redemption request on a business day (prior to the Dealing Deadline) provided that they satisfy the criteria applicable to an investment in the Fund. Investors may switch shares in the Fund for shares in another class in the Fund or in other sub-funds of the Company, provided that they satisfy the criteria applicable to investments in the other sub-funds. Further information on switching is contained in the Prospectus. This document describes a share class of a sub-fund of the Company and the Prospectus and financial statements are prepared for the entire Company.

More specific information about this share class and other share classes of the Fund are available in the Prospectus and Supplement issued in relation to the Fund.

Remuneration Policy: Details of the up-to-date remuneration policy of Gemini Capital Management (Ireland) Limited, including but not limited to, a description of how remuneration and benefits are calculated and the identity of persons responsible for awarding the remuneration and benefits, are available at www.gemcapital.ie. A hard copy version of the remuneration policy will be made available, free of charge, upon request.

Tax: The Fund is subject to Irish taxation legislation, which may have an impact on your personal tax position as an investor in the Fund. Investors should consult their own tax advisers before investing in the Fund.

Gemini Capital Management (Ireland) Limited may be held liable solely on the basis of any statement contained in this document that is misleading, inaccurate or inconsistent with the relevant parts of the Prospectus for the Fund.

The Company is authorised in Ireland and regulated by the Central Bank of Ireland.

Gemini Capital Management (Ireland) Limited is authorised in Ireland and regulated by the Central Bank of Ireland.

This Key Investor Information is accurate as at 20 February 2024.

Purpose

This document provides you with key information about this investment product. It is not marketing material. The information is required by law to help you understand the nature, risks, costs, potential gains and losses of this product and to help you compare it with other products.

Royal London Absolute Return Government Bond Fund a sub-fund of Royal London Asset Management Funds plc Accumulation - Class M GBP Shares (IE00BP268849)

Manufacturer: FundRock Management Company S.A.

Central Bank of Ireland is responsible for supervising FundRock Management Company S.A. in relation to this Key Information Document.

This PRIIP is authorised in Ireland.

FundRock Management Company S.A. is authorised in Luxembourg and regulated by the Commission de Surveillance du Secteur Financier (CSSF).

Contact details: FundRock Management Company S.A., 33 Rue de Gasperich, 5826 Hesperange, Luxembourg, for more information call +352 27 111 1 or visit www.fundrock.com

This document was produced on 1 July 2024.

What is this product?

Type:

This product is a UCITS Fund.

Term:

This product is open-ended which means it has no fixed term or maturity.

The fund may be terminated if:

- the Shareholders of the Fund pass a special resolution to approve the redemption of all the Shares in the Fund; or
- after the first anniversary of the Closing Date for the relevant Fund or Class (as appropriate) if the Net Asset Value of the relevant Fund or Class (as appropriate) falls below the figure specified in the Relevant Supplement;
- if the Management Company in consultation with the Company deems it appropriate because of adverse, political, economic, fiscal or regulatory changes affecting the Fund or Class; and
- the Depositary has served notice of its intention to retire under the terms of the Depositary Agreement (and has not revoked such notice) and no new depositary has been appointed by the Management Company with the approval of Central Bank within 90 days of the date of service of such notice.

Objectives:

The investment objective of the Fund is to target absolute positive capital growth on an active basis. The Fund invests in a portfolio comprising of fixed and/or floating rate investment grade global government bonds (both nominal and inflation linked); fixed rate investment grade global bonds issued by supranational entities; AAA fixed and/or floating rate securities (including floating rate notes and covered bonds, which are corporate bonds with recourse to a pool of assets that secures the bond); supranational and sovereign floating rate notes and financial derivative instruments.

The Fund seeks to achieve its investment objective by outperforming its benchmark, the Sterling Overnight Index (the "Benchmark") on an annual basis by 2.5% over rolling three year periods and aims to provide positive performance over 12 month periods. The Benchmark is being used by the Fund for performance comparison purposes only and the Fund does not intend to track it.

The Fund may vary the average maturity of the securities in the Fund and there is no restriction on the maturity of any individual security. The exception to this is with regards to investment in investment grade corporate bonds which are restricted to having remaining time to maturity

of less than 3 years (this applies to investment grade corporates that are not AAA rated secured bonds or AAA rated covered bonds or bonds issued by supranational entities). The Fund does not expect exposure to investment grade corporate bonds to exceed approximately 20% of the Net Asset Value (NAV) of the Fund. Any investment grade corporate bonds with ratings of less than A- are limited to 10% of the NAV of the Fund.

The Fund may use derivatives to achieve the investment objective, for hedging against anticipated movements in a market or a security, or where it is more economically effective than directly holding the underlying asset as well as for efficient portfolio management purposes. The Fund will simultaneously take long positions in assets which it believes are undervalued and short positions in assets that it believes are overvalued. The Fund will generally offset long and short positions with the aim of minimising interest rate risk. The Fund's total market exposure (excluding any hedges put in place) may vary in time and range from a maximum long position of 300% to a maximum short position of 300% of the Net Asset Value of the Fund. The Fund may however take positions which do not have an exact offset in order to increase or decrease the interest rate risk.

The Fund will not invest in any other collective investment scheme. The Fund may, subject to the investment restrictions set out in the Prospectus, hold cash and/or ancillary liquid assets such as cash deposits and money market instruments.

Other share classes may be available as described in the Prospectus. If this is an income share class, any income will be paid out to you as dividends. If this is an accumulation share class, any income will be reinvested in the Fund.

Intended retail investor:

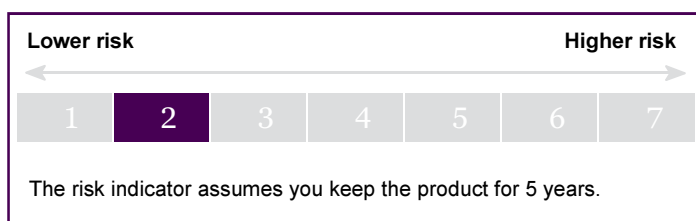
The Royal London Absolute Return Government Bond Fund is suitable for Retail Investors who have received advice and who understand and are prepared to accept the risks associated with the Fund. The Fund is suitable for investors with a growth objective and a medium investment time horizon. The Fund is not suitable for investors who cannot bear any level of loss or are looking for a level of guaranteed preservation of Capital. The maximum loss possible is the value of the Investment made by the Investor.

You can buy and sell your shares on each working day in London, except public holidays, at 5.00pm (Irish time) if you tell us before 5.00pm (Irish time) that you want to do so. Instructions received after 5.00pm (Irish time) will be processed at 5.00pm (Irish time) on the following working day.

The Depositary of the Fund is: State Street Custodial Services (Ireland) Limited.

What are the risks and what could I get in return?

Risk Indicator



The summary risk indicator is a guide to the level of risk of this product compared to other products. It shows how likely it is that the product will lose money because of movements in the markets.

You may not be able to sell your product easily or you may have to sell at a price that significantly impacts on how much you get back.

We have classified this product as 2 out of 7, which is a low risk class.

This rates the potential losses from future performance and poor market conditions could impact the value of your investment. There are no assurances that the objective of the product will be achieved and the value of your investment may fall and you may get back less than you invested.

Be aware of currency risk. If you invest in a currency that differs from the base currency of the fund you may be exposed to currency risk and your final return will depend on the exchange rate between the two currencies. This risk is not considered in the indicator shown above.

The value of your investment may be impacted by changes in currency exchange rates.

In addition to market risk, this product is also exposed to risks associated with credit, derivatives, liquidity, counterparty exposure, interest rate and exchange rate movements.

This product does not include any protection from future market performance so you could lose some or all of your investment.

Performance scenarios

The figures shown include all the costs of the product itself, but may not include all the costs that you pay to your advisor or distributor. The figures do not take into account your personal tax situation, which may also affect how much you get back. What you will get from this product depends on future market performance. Market developments in the future are uncertain and cannot be accurately predicted. The unfavourable, moderate, and favourable scenarios shown are illustrations using the worst, average, and best performance of the fund or benchmark over the last 10 years. The stress scenario shows what you might get back in extreme market circumstances. **Markets could develop very differently in future.**

Recommended Holding Period: 5 years			
Investment: GBP 10,000			
Scenarios		If you exit after 1 year	If you exit after 5 years (recommended holding period)
Minimum: There is no minimum guaranteed return and you could lose some or all of your investment			
Stress	What you might get back after costs Average return each year	8,320 GBP -16.77%	8,540 GBP -3.11%
Unfavourable¹	What you might get back after costs Average return each year	9,900 GBP -0.96%	9,960 GBP -0.09%
Moderate²	What you might get back after costs Average return each year	10,040 GBP 0.38%	10,260 GBP 0.51%
Favourable³	What you might get back after costs Average return each year	10,710 GBP 7.10%	11,320 GBP 2.52%

¹ This type of scenario occurred for an investment between August 2014 and August 2019.

² This type of scenario occurred for an investment between April 2016 and April 2021.

³ This type of scenario occurred for an investment between March 2019 and March 2024.

What happens if FundRock Management Company S.A. is unable to pay out?

FundRock Management Company S.A. is the management company of the Fund.

The assets of the Fund are held separately by the Fund's appointed depository, i.e. State Street Custodial Services (Ireland) Limited. The depository is liable to the Fund or its shareholders for losses caused by its negligent or intentional failure to fulfill its safekeeping or record-keeping obligations. Investors may suffer loss, however, if the Fund or the depository is unable to pay out.

There is no compensation or guarantee scheme protecting you from a default of the Fund's depository.

What are the costs?

The person advising on or selling you this product may charge you other costs. If so, this person will provide you with information about these costs and how they affect your investment.

Costs over time

The tables show the amounts that are taken from your investment to cover different types of costs. These amounts depend on how much you invest, how long you hold the product and how well the product does. The amounts shown here are illustrations based on an example investment amount and different possible investment periods.

We have assumed, in the first year you would get back the amount that you invested (0 % annual return). For the other holding period, we have assumed the fund performs as shown in the moderate scenario and the investment is GBP 10,000.

Investment: GBP 10,000	If you exit after 1 year	If you exit after 5 years
Total costs	55 GBP	279 GBP
Annual cost impact (*)	0.6%	0.6%

(*) This illustrates how costs reduce your return each year over the holding period. For example it shows that if you exit at the recommended holding period your average return per year is projected to be 1.1% before costs and 0.5% after costs.

Composition of costs

One-off costs upon entry or exit		If you exit after 1 year
Entry costs	The impact of the costs you pay when entering your investment. (This is the most you will pay, and you could pay less).	0 GBP
Exit costs	We do not charge an exit fee for this product.	0 GBP
Ongoing costs taken each year		If you exit after 1 year
Management fees and other administrative or operating costs	0.4% of the value of your investment is the amount that we take each year for managing your investments (based upon the costs over the last year).	40 GBP
Transaction costs	0.2% of the value of your investment is an estimate of the costs incurred when we buy and sell the underlying investments for the product. The actual amount will vary depending on how much we buy and sell.	15 GBP
Incidental costs taken under specific conditions		If you exit after 1 year
Performance fees	This product does not have any performance fees.	0 GBP

How long should I hold it and can I take money out early?**Recommended holding period: 5 years**

This product has no required minimum or maximum holding period but is designed for medium term investment as part of a portfolio of investments. It is recommended that investors hold this fund for a minimum of 3-5 years.

You may sell your shares on any dealing day.

How can I complain?

Complaints about the behaviour of the person who advised you on the product or sold it to you, should be addressed directly to that person.

Complaints about the product or the behaviour of the manufacturer of this product should be directed to the following address:

Postal address: FundRock Management Company S.A., 33 Rue de Gasperich, 5826 Hesperange, Luxembourg.

E-mail: FRMC_qualitycare@fundrock.com

Website: <https://www.fundrock.com/policies-and-compliance/frd-complaints-handling-policy/>

In all cases, the complainant must clearly indicate his/her contact details (name, address, phone number or email address) and provide a brief explanation of the claim.

Other relevant information

We are required to provide you with further documentation, such as the product's latest prospectus (which contains detailed information on the product's risk), supplement, annual and semi-annual reports. These documents and other product information are available online at www.rlam.com. This document is available in the following languages: English. Up to date information about the price of the fund is available at www.fundinfo.com.

Please visit our dedicated page on www.rlam.com/priipspastperf to view the fund's historical performance up to 10 years and the latest monthly performance scenarios.

Purpose

This document provides you with key information about this investment product. It is not marketing material. The information is required by law to help you understand the nature, risks, costs, potential gains and losses of this product and to help you compare it with other products.

Product

Global Bond Fund

a sub-fund of PIMCO Funds: Global Investors Series plc
Institutional GBP (Hedged) Income (IE00B016J213)

Manufacturer: PIMCO Global Advisors (Ireland) Limited, a member of the PIMCO group.

PIMCO Global Advisors (Ireland) Limited is authorised in Ireland and regulated by the Central Bank of Ireland which is responsible for supervising it in relation to this Key Information Document.

This Product is authorised in Ireland.

For more information on this product, please contact us by phone on +353 1776 9990 or via our website www.pimco.com.

This document was produced on 29 April 2024.

What is this product?

Type

This product is a UCITS sub-fund of a variable capital umbrella investment company with segregated liability between sub-funds authorised by the Central Bank of Ireland pursuant to the European Communities (Undertakings for Collective Investment in Transferable Securities) Regulations 2011, as amended.

Subject to the conditions set down in the prospectus, shareholders may exchange all or part of their shares of this fund for shares of another fund of the company. Please refer to the section entitled "How To Exchange Shares" in the prospectus for further details.

Term

This product has no fixed term.

Objectives

The fund aims to maximise the total return on your investment through primarily investing in a diversified portfolio of global investment grade securities and instruments denominated in major world currencies, using prudent investment management principles.

Investment Policy

The fund aims to achieve its objective by taking exposure to a diversified range of fixed income securities and instruments (which are similar to loans that pay a fixed or variable rate of interest) issued by companies or governments from around the world.

The fund is considered to be actively managed in reference to the Bloomberg Global Aggregate Index (the "Index") by virtue of the fact that the Index is used for duration measurement, calculating the global exposure of the fund using the relative VaR methodology and for performance comparison purposes. Certain of the fund's securities may be components of and may have similar weightings to the Index. However, the Index is not used to define the portfolio composition of the

fund or as a performance target and the fund may be wholly invested in securities which are not constituents of the Index.

The average portfolio duration of the fund will normally vary within three years (plus or minus) of the Bloomberg Global Aggregate Index. Duration measures the sensitivity of the assets to interest rate risk. The longer the duration the higher the sensitivity to changes in interest rates.

The fund invests primarily in "investment grade" securities issued by companies or governments. The fund may invest up to 10% in "non-investment grade" securities. Non-investment grade securities are considered to be more risky, but typically produce a higher level of income.

The fund may invest substantially in emerging markets, which in investment terms are those economies that are not as developed. The fund may invest in derivative instruments (such as futures, options and swaps) rather than directly in the underlying securities themselves. The derivatives return is linked to movements in the underlying assets.

The assets held by the fund may be denominated in a wide variety of currencies with non-USD currency exposure limited to 20% of total assets. The investment advisor may use foreign exchange and related derivative instruments to hedge or implement currency positions.

Dealing Day Shares in the fund can normally be redeemed on a daily basis. Please refer to the section entitled "How to Redeem Shares" in the prospectus.

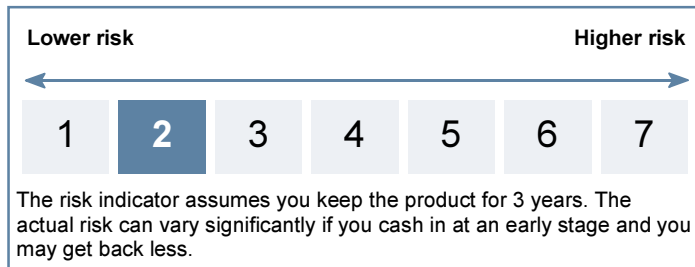
Distribution Policy This share class pays out a distribution of any investment income generated by the fund. You may elect for this to be reinvested into the fund.

Intended retail investor

Typical investors in the Fund will be investors who are looking to maximise total return through a combination of both income and capital growth and are looking for a diversified exposure to global fixed income markets and are willing to accept the risks and volatility associated with investing in such markets and who have an investment horizon over the medium to long term.

What are the risks and what could I get in return?

Risk Indicator



The summary risk indicator is a guide to the level of risk of this product compared to other products. It shows how likely it is that the product will lose money because of movements in the markets or because we are not able to pay you.

This classification is subject to change over time.

We have classified this product as 2 out of 7, which is a low risk class. This rates the potential losses from future performance at a low level and poor market conditions are very unlikely to impact the value of your investment.

Be aware of currency risk. In some circumstances, you may receive payments in a different currency, so the final return you will get may depend on the exchange rate between the two currencies. This risk is not considered in the indicator shown above.

Other risks not covered by the risk indicator include Interest Rate Risk, Credit and Default Risk and Currency Risk. For a full list of risks, please refer to the fund's prospectus.

This product does not include any protection from future market performance so you could lose some or all of your investment.

Performance scenarios

The figures shown include all the costs of the product itself, but may not include all the costs that you pay to your advisor or distributor. The figures do not take into account your personal tax situation, which may also affect how much you get back. What you will get from this product depends on future market performance. Market developments in the future are uncertain and cannot be accurately predicted. The unfavourable, moderate, and favourable scenarios shown are illustrations using the worst, average, and best performance of the fund or benchmark over the last 10 years. The stress scenario shows what you might get back in extreme market circumstances.

Recommended Holding Period: 3 years			
Investment: GBP 10,000			
Scenarios		If you exit after 1 year	If you exit after 3 years (recommended holding period)
Minimum: There is no minimum guaranteed return if you exit before 3 years. You could lose some or all of your investment.			
Stress	What you might get back after costs Average return each year	7,460 GBP -25.40%	8,170 GBP -6.53%
Unfavourable	What you might get back after costs Average return each year	8,670 GBP -13.29%	8,800 GBP¹ -4.15% ¹
Moderate	What you might get back after costs Average return each year	10,240 GBP 2.43%	10,870 GBP² 2.82% ²
Favourable	What you might get back after costs Average return each year	11,000 GBP 10.01%	11,570 GBP³ 4.97% ³

¹ This type of scenario occurred for an investment between October 2020 and October 2023.

² This type of scenario occurred for an investment between January 2016 and January 2019.

³ This type of scenario occurred for an investment between February 2014 and February 2017.

What happens if PIMCO Global Advisors (Ireland) Limited is unable to pay out?

As a collective investment scheme that has engaged an independent depository to perform safekeeping and ownership verification duties on its assets in accordance with EU law, your investment is not exposed to the credit risk of PIMCO Global Advisors (Ireland) Limited. Nonetheless you may face financial loss should PIMCO Global Advisors (Ireland) Limited or the depository, State Street Custodial Services (Ireland) Limited default on their obligations. There is no compensation or guarantee scheme in place which may offset, all or any of, this loss.

What are the costs?

The person advising on or selling you this product may charge you other costs. If so, this person will provide you with information about these costs and how they affect your investment.

Costs over time

The tables show the amounts that are taken from your investment to cover different types of costs. These amounts depend on how much you invest, how long you hold the product and how well the product does. The amounts shown here are illustrations based on an example investment amount and different possible investment periods.

We have assumed, in the first year you would get back the amount that you invested (0 % annual return). For the other holding period, we have assumed the fund performs as shown in the moderate scenario.

Investment: GBP 10,000	If you exit after 1 year	If you exit after 3 years
Total costs	65 GBP	208 GBP
Annual cost impact (*)	0.7%	0.7%

(*) This illustrates how costs reduce your return each year over the holding period. For example it shows that if you exit at the recommended holding period your average return per year is projected to be 3.5% before costs and 2.8% after costs.

Composition of costs

One-off costs upon entry or exit		If you exit after 1 year
Entry costs	The impact of the costs you pay when entering your investment. This is the most you will pay, and you could pay less.	0 GBP
Exit costs	We do not charge an exit fee for this product but, the person selling you the product may do so.	0 GBP
Ongoing costs taken each year		If you exit after 1 year
Management fees and other administrative or operating costs	0.5% of the value of your investment per year. This is an estimate based on actual costs over the last year.	49 GBP
Transaction costs	The impact of the costs of us buying and selling underlying investments for the product. This amount will vary depending on how much the fund buys and sells underlying investments.	16 GBP
Incidental costs taken under specific conditions		If you exit after 1 year
Performance fees	This product does not have any performance fees.	0 GBP

How long should I hold it and can I take money out early?**Recommended holding period: 3 years**

This product has no required minimum holding period but is designed for medium term investment; you should be prepared to stay invested for at least 3 years. You may sell your shares in the product, without penalty, on any day on which the banks are normally open for business in the United States.

How can I complain?

If you have any complaints about the product or conduct of the manufacturer or the person advising on, or selling the product, you may lodge your complaint in one of three ways:

- You can contact us on + 353 1776 9990 and we will log your complaint and explain what to do.
- You may log your complaint via our website www.pimco.com or via email PIMCOEMteam@statestreet.com.
- You may send your complaint in writing to PIMCO Shareholder Services State Street Fund Services (Ireland) Limited 78 Sir John Rogerson's Quay, Dublin 2, D02 HD32 Ireland.

Other relevant information

Depository State Street Custodial Services (Ireland) Limited.

Prospectus and further information Further information on the fund or other share classes or sub-funds of the company, including the prospectus, supplement in respect of the product and the most recent annual report and semi-annual reports of the company may be obtained free of charge and on request in English from the Administrator or from PIMCO Shareholders Services at PIMCOEMteam@statestreet.com.

The documents are available in local languages and free of charge on request from PIMCO Shareholder Services at PIMCOEMteam@statestreet.com.

Details of PIMCO Global Advisors (Ireland) Limited's remuneration policy is available at www.pimco.com and a paper copy will also be available free of charge upon request.

Share prices/NAV Prices of shares and other information can be obtained at www.pimco.com.

Please visit our dedicated page on <https://www.priips.pimco.com/gis> to view the fund's historical performance and the monthly performance scenarios over the past 10 years.

Key Investor Information

This document provides you with key investor information about this fund. It is not marketing material. The information is required by law to help you understand the nature and the risks of investing in this fund. You are advised to read it so you can make an informed decision about whether to invest.

Vanguard Global Credit Bond Fund (the "Fund")

A sub-fund of Vanguard Investment Series Plc

Investor GBP Hedged Accumulation Shares

ISIN: IE00BYV1RG46

Manager: Vanguard Group (Ireland) Limited ("VGIL")

Objectives and investment policy

- The Fund seeks to provide a moderate and sustainable level of current income by investing in a diversified portfolio of global credit bonds.
- The Fund employs an "active management" strategy aiming to outperform the Bloomberg Global Aggregate Credit Index (the "Index"), over the cycle, and in doing so, the investment manager will follow distinct approaches in managing the Fund's assets.
- The Fund primarily invests in investment grade global credit bonds, made up of corporate and non-corporate obligations with a rating of the equivalent of Baa3 and above by Moody's or another independent rating agency or, if unrated, are determined to be of comparable quality by the investment manager.
- The investment manager may in its discretion restrict the extent to which the Fund's risk factors deviate from the Index. The Fund may take active fixed income sector and security selection views with the focus on outperforming the Index. The investment manager may apply constraints which limit the potential volatility of the Fund relative to the Index and such constraints may change or be removed from time to time at the investment manager's discretion and depending on market environments.
- The Fund may use derivatives in order to reduce risk or cost and/or generate extra income or growth, and for investment purposes. A derivative is a financial contract whose value is based on the value of a financial asset (such as a share, bond, or currency) or a market index.
- The base currency of the Fund is USD.
- The Fund attempts to remain fully invested and hold small amounts of cash except in extraordinary market, political or similar conditions where the Fund may temporarily depart from this investment policy to avoid losses.

- The Fund invests in securities which are denominated in currencies other than the base currency. Movements in currency exchange rates can affect the return of investments. Currency hedging techniques are used to minimise the risks associated with movements in currency exchange rates, where the Fund invests in securities denominated in currencies other than the listing currency, but these risks cannot be eliminated entirely. As this document relates to a share class where such techniques are used, the performance (see "Performance") of this share class is shown against the currency hedged version of the Index.
- The Fund is appropriate for long-term investment. You should have an investment horizon of at least 3 years.
- Income from the Fund will be reinvested and reflected in the price of shares in the Fund.
- Portfolio transaction costs will have an impact on performance.
- Subject to certain exceptions set out in the Prospectus, Shares in the Fund can be bought or sold or exchanged on a daily basis (save on certain bank / public holidays and subject to certain restrictions described in Appendix 1 of the Prospectus or in a separate Supplement) by submitting an application in writing. A list of the days on which shares in the Fund cannot be bought or sold is available on <https://fund-docs.vanguard.com/holiday-calendar-vanguard-investment-series-plc-irish-funds.pdf>

For further information about the objectives and investment policy of the Fund, as well as the limited relationship with the Index provider, please see Appendix 1 and Appendix 6 of the Vanguard Investment Series plc prospectus (the "Prospectus") on our website at <https://global.vanguard.com>

Risk and reward profile



- This indicator is based on historical data and may not be a reliable indication of the future risk profile of the Fund.
- The risk category shown is not guaranteed and may change over time.
- The lowest category does not mean "risk free".
- The Fund is rated 4 due to the nature of its investments which include the risks listed below. These factors may impact the value of the Fund's investments or expose the Fund to losses.
 - The value of bonds and fixed income-related securities is affected by influential factors such as interest rates, inflation, credit spreads and volatility which, in turn, are driven by other factors including political, economic news, company earnings and significant corporate events.
 - Movements in currency exchange rates can adversely affect the return of your investment. Currency hedging may be used but is not guaranteed to completely eliminate currency risk.
 - Emerging markets are generally more sensitive to economic and political conditions than developed markets. Other factors include greater Liquidity

Risk', restrictions on investment or transfers of assets and failed/ delayed delivery of securities or payments to the Fund.

- Investment risk is concentrated in specific sectors, countries, currencies or companies. This means the Fund is more sensitive to any localised economic, market, political or regulatory events.
- Use of derivatives. The use of derivatives could increase or reduce exposure to underlying assets and result in greater fluctuations of the Fund's net asset value.

The risk and reward indicator does not take account of the following risks of investing in the Fund:

- Counterparty risk. The insolvency of any institutions providing services such as safekeeping of assets or acting as counterparty to derivatives or other instruments, may expose the Fund to financial loss.
- Liquidity risk. Lower liquidity means there are insufficient buyers or sellers to allow the Fund to sell or buy investments readily. This could cause the Fund to incur higher costs when buying or selling investments or could mean that the Fund is not able to buy or sell investments when it would like to do so.
- Credit risk. The issuer of a financial asset held within the Fund may not pay income or repay capital to the Fund when due.
- Inflation risk. The value of your investments may not be worth as much in the future due to changes in purchasing power resulting from inflation.

For further information on risks please see the "Risk Factors" section of the Prospectus on our website at <https://global.vanguard.com>

Charges

The charges you pay are used to pay the costs of running the Fund, including the costs of marketing and distributing it. These charges reduce the potential growth of your investment.

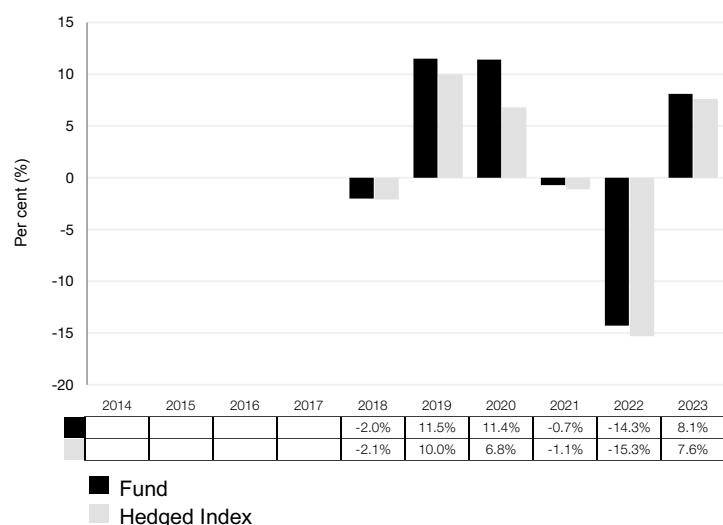
One-off charges taken before or after you invest	
Entry charge	None
Exit charge	None
This is the maximum that might be taken out of your money before it is invested / before the proceeds of your investment are paid out.	
Charges taken from the Fund over a year	
Ongoing charges	0.35%
Charges taken from the Fund under certain specific conditions	
Performance fee	None

The entry and exit charges shown are maximum figures and in some cases you might pay less. Investors can find out the actual entry and exit charges from their distributor and or adviser.

The ongoing charges figure is based on expenses for the year ended 31 December 2023. This figure may vary from year to year. It excludes portfolio transaction costs.

For further information about charges, please see the sections entitled "Buying Shares", "Redeeming Shares", "Fees and Expenses", Appendix 1, and the "Swing Pricing" section in Appendix 2 of the Prospectus on our website at <https://global.vanguard.com>

Past performance



- **Past performance:**
- **Is not a reliable indication of future performance.**
- Includes ongoing charges and the reinvestment of income. It excludes entry and exit fees.
- Has been calculated in GBP.
- Shares in the Fund were first issued in 2017.
- This share class was launched in 2017.
- The Fund does not aim to track the performance of the index.

Practical information

- **Depositary:** Brown Brothers Harriman Trustee Services (Ireland) Limited.
- **Documents, prices of shares and further information:** You can obtain copies of the Prospectus and the latest annual and semi-annual report and accounts for Vanguard Investment Series plc ("VIS"), along with the latest published prices of shares and other practical information on the Fund from Vanguard Investment Series plc c/o Brown Brothers Harriman Fund Administration Services (Ireland) Limited, 30 Herbert Street, Dublin 2, D02 W329, Ireland or from our website at <https://global.vanguard.com>. These documents are available in English only. The documents are available in English and are free of charge.
- **Prices:** The last published prices of shares in the Fund are also available from the FT's website www.ft.com or <https://global.vanguard.com>
- **Tax:** VIS is subject to the tax laws of Ireland. Depending on your country of residence, this may have an impact on your personal tax position. You are recommended to consult your professional tax adviser.
- **Liability:** VGIL may be held liable solely on the basis of any statement contained in this document that is misleading, inaccurate or inconsistent with the relevant parts of the Prospectus for VIS.
- **Sub-funds:** VIS is an umbrella fund with a number of sub-funds. This document describes a sub-fund of VIS. The prospectus and periodic reports are prepared for the entire company.
- VIS is an umbrella Fund with segregated liability between sub-funds. This means that the holdings of the Fund are maintained separately under Irish law from holdings of other sub-funds of VF and your investment in the Fund will not be affected by any claims against any other sub-fund of VIS.
- **Shares:** You may exchange your shares in the Fund for shares in any other sub-fund of VIS. Details of switching are provided in the Prospectus.
- Information about other share classes offered by VIS can be found in the prospectus or from our website at <https://global.vanguard.com>.
- Further information on the Index Provider please see the Fund's prospectus.
- **Remuneration policy:** Details of VGIL's Remuneration Policy are available at <https://www.ie.vanguard/content/dam/intl/europe/documents/ch/en/ucits-v-remuneration-policy.pdf>, including: (a) a description of how remuneration and benefits are calculated; and (b) the identities of persons responsible for awarding remuneration and benefits. A paper copy of these details may be obtained, free of charge, on request from VGIL at 70 Sir John Rogerson's Quay, Dublin 2, Ireland.

This document provides you with key investor information about this fund. It is not marketing material. The information is required by law to help you understand the nature and the risks of investing in this fund. You are advised to read it so you can make an informed decision about whether to invest.

Schroder Strategic Credit Fund

a sub-fund of Schroder Investment Fund Company

Class L Income GBP (GB00B11DP098)

This fund is managed by Schroder Unit Trusts Limited, which is a member of the Schroders Group.

Objectives and investment policy

Objectives

The fund aims to provide income and capital growth in excess of the ICE BofA Sterling 3 Month Government Bill Index (after fees have been deducted) over a three to five year period by investing in fixed and floating rate securities of companies worldwide but this cannot be guaranteed and your capital is at risk.

Investment Policy

The fund is actively managed and invests at least 80% of its assets in fixed and floating rate securities denominated in sterling (or in other currencies and hedged back into sterling) issued by companies worldwide. The fund may also invest in fixed and floating rate securities issued by governments, government agencies and supra-nationals worldwide.

The fund may invest more than 50% of its assets in below investment grade securities (as measured by Standard & Poor's or any other equivalent credit rating agencies) or in unrated securities.

The fund may also invest directly or indirectly in other securities (including in

other asset classes), countries, regions, industries or currencies, collective investment schemes (including Schroder funds), warrants and money market instruments, and hold cash.

The fund may use derivatives with the aim of achieving investment gains, reducing risk or managing the fund more efficiently (for more information please refer to Appendix III, Section 10: Derivatives and Forwards of the Prospectus). The fund may use leverage and take short positions.

Benchmark

The fund's performance should be assessed against its target benchmark the ICE BofA Sterling 3 Month Government Bill Index and compared against the Investment Association Strategic Bond sector average return.

Dealing Frequency

You may redeem your investment upon demand. This fund deals daily.

Distribution Policy

This share class pays income received from the fund's investments to you half yearly.

Risk and reward profile



The risk and reward indicator

The risk category is based upon the fund's risk target and there is no guarantee that the fund will achieve it.

The fund's risk category is not guaranteed to remain fixed and may change over time.

A fund in the lowest category does not mean a risk-free investment.

The fund is in this category because it can take higher risks in search of higher rewards and its price may rise and fall accordingly.

Risk factors

Performance risk: Investment objectives express an intended result but there is no guarantee that such a result will be achieved. Depending on market conditions and the macro economic environment, investment objectives may become more difficult to achieve.

Credit risk: A decline in the financial health of an issuer could cause the value

of its bonds to fall or become worthless.

Currency risk: The fund may lose value as a result of movements in foreign exchange rates, otherwise known as currency rates.

Derivatives risk: Derivatives, which are financial instruments deriving their value from an underlying asset, may be used to manage the portfolio efficiently. The fund may also materially invest in derivatives including using short selling and leverage techniques with the aim of making a return. A derivative may not perform as expected, may create losses greater than the cost of the derivative and may result in losses to the fund.

High yield bond risk: High yield bonds (normally lower rated or unrated) generally carry greater market, credit and liquidity risk meaning greater uncertainty of returns.

Interest rate risk: The fund may lose value as a direct result of interest rate changes.

Liquidity risk: In difficult market conditions, the fund may not be able to sell a security for full value or at all. This could affect performance and could cause the fund to defer or suspend redemptions of its shares, meaning investors may not be able to have immediate access to their holdings.

Operational risk: Operational processes, including those related to the safekeeping of assets, may fail. This may result in losses to the fund.

Key Investor Information

This document provides you with key investor information about this Fund. It is not marketing material. The information is required by law to help you understand the nature and the risks of investing in this Fund. You are advised to read it so you can make an informed decision about whether to invest.



Man Dynamic Income Class I H GBP G-Dist Q Shares


(ISIN:IE000ZTSNP4) Man Dynamic Income (the 'Fund') is a sub-fund of Man Funds plc (the 'Company').

Man Asset Management (Ireland) Limited, part of Man Group plc, is the Manager of the Company.

Objectives and investment policy

- The Fund aims to provide investors with income and capital growth over a medium to long-term period by investing predominantly in bonds issued by companies and governments worldwide.
- To achieve this, the Investment Manager evaluates the expected risk and return of each individual issuer in the Fund. Metrics such as yield, or yield spread to government bonds with a similar maturity date will be analysed to assess expected returns. The investment philosophy is to buy securities in which the expected returns overstate the risks, benefitting from income and capital appreciation either by holding the security to redemption or through selling the security at a higher price when the implied risk of default as determined by the market is equal to the Investment Manager's assessment of the risk.
- The Fund typically aims to create returns through a long exposure. However, it may apply a 'long-short strategy' whereby, in addition to buying and holding assets, it may use derivatives (ie instruments whose prices are dependent on one or more underlying asset ("FDI") to take 'short' positions whereby the Fund may make money in respect of issuers whose securities the Fund believes to be overvalued or expects to fall in value.
- The Fund will invest at least 80% of its Net Asset Value in fixed and floating rate government, corporate or securitised bonds denominated in USD (or in other currencies and hedged back to USD) issued by governments, government agencies, supra-national and corporate issuers worldwide listed or traded on markets globally. The Fund will invest across the full range of capital structures from senior secured to subordinated bonds (senior securities holders will always be first to receive a payout from a company's holdings in the event of default whereas subordinate status means they only are paid out after senior bonds).
- The Fund may also invest in a number of other assets including currencies, money market instruments, mortgage backed securities, asset backed securities (including collateralised loan obligations and collateralised mortgage obligations), equities and other fixed income investments, eligible collective investment schemes and other liquid assets. The Fund may also invest in bonds that are convertible from debt to equity upon the occurrence of a trigger event (CoCos).
- The Fund's investments will not be limited by geographical sector. The Fund may invest in emerging markets and such investment is not expected to exceed 40% of its Net Asset Value. There is no limit to the extent the Fund may gain exposure to non-investment grade securities.
- The Fund may actively use FDI to achieve its investment objective, for efficient portfolio management purposes and for hedging against anticipated movements in a market or security, or where it is more economically effective than directly holding the underlying asset.
- The Fund is actively managed and no benchmark is used as a universe for the selection of investments or for performance comparison purposes.
- The Fund may increase its holdings of cash and other liquid assets in times of exceptional market circumstances or where it is of the opinion that there are insufficient investment opportunities.
- The Fund's reference currency is USD.
- This share class is denominated in GBP. The Fund will use FDI to the extent reasonably possible with the aim of protecting investors against USD / GBP currency fluctuations.
- Income generated by the Fund will be distributed to investors who have elected for distribution payments and investors can buy and sell their shares on each Dealing Day of the Fund.
- Investment in the Fund is suitable for investors who can hold for the medium to long term and who are prepared to have a medium risk investment in order to generate potentially higher returns.

Risk and reward profile



- The lowest category does not mean 'risk free'.
- The risk and reward profile is not guaranteed and may change over time.
- Historical data may not be a reliable indication for the future.
- The risk category for this share class is 5 as funds of this nature engage in strategies that typically have a moderate to high volatility. The calculation is based on the historical volatility of the Fund's performance. Where there is insufficient Fund performance the calculation is based on either the historical volatility of a relevant benchmark for the investment strategy or the Manager's Value at Risk limit for the Fund. Please refer to the prospectus for further information relating to the Value at Risk.

The following risks may not be fully captured by the risk and reward profile:

- The Fund is subject to normal market fluctuations and the risks associated with investing in international securities markets and therefore the value of your investment and the income from it may rise as well as fall and you may not get back the amount originally invested.
- The Fund will be exposed to credit risk on counterparties with which it trades in relation to on-exchange traded instruments such as futures and options and where applicable, 'over-the-counter' ("OTC", "non-exchange") transactions. OTC instruments may also be less liquid and are not afforded the same protections that may apply to participants trading instruments on an organised exchange.
- The value of investments designated in another currency may rise and fall due to exchange rate fluctuations. Adverse movements in currency

exchange rates may result in a decrease in return and a loss of capital. It may not be possible or practicable to successfully hedge against the currency risk exposure in all circumstances.

- The Fund may make investments or hold trading positions in markets that are volatile and which may become illiquid. Timely and cost efficient sale of trading positions can be impaired by decreased trading volume and/or increased price volatility.
- The Fund will invest in financial derivative instruments ("FDI") (instruments whose prices are dependent on one or more underlying asset) to achieve its investment objective. The use of FDI involves additional risks such as high sensitivity to price movements of the asset on which it is based. The extensive use of FDI may significantly multiply the gains or losses.
- The Fund's use of FDI may result in increased leverage which may lead to significant losses.
- The Fund may invest a significant proportion of its assets in securities with exposure to emerging markets which involve additional risks relating to matters such as the illiquidity of securities and the potentially volatile nature of markets not typically associated with investing in other more established economies or markets.
- The Fund may invest a significant proportion of its assets in non-investment grade securities (such as "high yield" securities) are considered higher risk investments that may cause income and principal losses for the Fund. They are instruments which credit agencies have given a rating which indicates a higher risk of default. The market values for high yield bonds and other instruments tend to be volatile and they are less liquid than investment grade securities.
- Whilst the Fund aims to provide capital growth, a positive return is not guaranteed over any time period and capital is in fact at risk.
- There is no guarantee that the Fund will achieve its investment objective.

A complete description of risks is set out in the prospectus section entitled 'Certain Investment Risks'.

Charges

The charges you pay are used to pay the costs of running the Fund, including the costs of marketing and distributing it. These charges reduce the potential growth of your investment.

One-off charges taken before or after you invest

Entry charge	None
Exit charge	None

This is the maximum that might be taken out of your money before it is invested / before the proceeds of your investment are paid out.

Charges taken from the Fund over a year

Ongoing charges	0.82%
------------------------	-------

Charges taken from the Fund under certain specific conditions

Performance fee	None
------------------------	------

The entry and exit charges shown are maximum figures and in some cases you might pay less. Please refer to your financial advisor or the distributor for the actual charges.

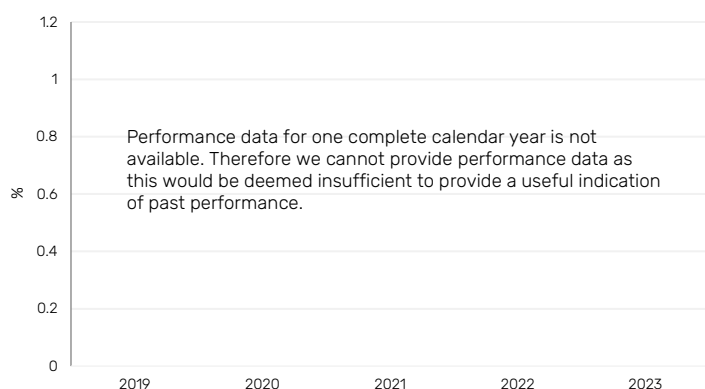
As this share class has not had a full year of performance, the ongoing charges figure is an estimated figure.

This figure may vary from year to year. It excludes performance fees (where applicable) and portfolio transaction costs, except in the case of an entry/exit charge paid by the Fund when buying or selling units in another sub-fund.

For detailed information on charges and fees please see the 'Fees and Expenses' section of the prospectus.

Past performance

- Man Dynamic Income class I H GBP G-Dist Q Shares



- The Fund was authorised in 2022.
- This share class was launched on 27 September 2023.

Practical information

- Man Asset Management (Ireland) Limited may be held liable solely on the basis of any statement contained in this document that is misleading, inaccurate or inconsistent with the relevant parts of the prospectus for the Fund.
- The assets and liabilities of each sub-fund are held with BNY Mellon SA/NV, Dublin Branch and are legally segregated from the assets of other sub-funds of the Company.
- Additional information related to the Fund is located in the prospectus which is produced in an official language of the jurisdictions in which the Fund is registered for public sale. The prospectus is available together with the most recent financial statements, information on other share classes and the latest prices of shares free of charge at www.man.com.
- The Fund is subject to taxation legislation in Ireland, which may have an impact on your personal tax position as an investor in the Fund.
- You may switch shares in the Fund for shares in any other sub-fund of the Company. Further information and provisions are in the prospectus.
- Details of Man Asset Management (Ireland) Limited's Remuneration Policy are available at <https://www.man.com/remuneration>, including: (a) a description of how remuneration and benefits are calculated; and (b) the identity of persons responsible for awarding remuneration and benefits. A paper copy of these details may be obtained, free of charge, at Man Asset Management (Ireland) Limited at 70 Sir John Rogerson's Quay, Dublin 2, Ireland.

Charges

One-off charges taken before or after you invest

Entry charge None

Exit charge None

This is the maximum that might be taken out of your money before it is invested or before the proceeds of your investment are paid out.

Charges taken from the fund over a year

Ongoing charges 0.67%

Charges taken from the fund under certain specific conditions

Performance fee

None

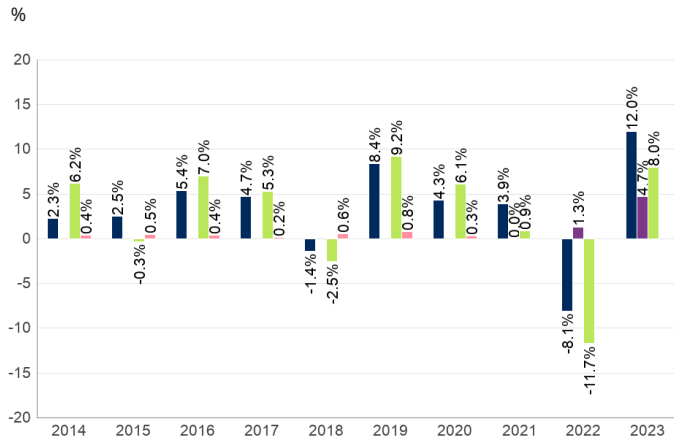
The charges you pay are used to pay the costs of running the fund, including the costs of marketing and distributing it. These charges reduce the potential growth of your investment.

The entry and exit charges shown are maximum figures and in some cases you might pay less. You can find out the actual entry and exit charges from your financial advisor.

The ongoing charges figure is based on the last year's expenses for the year ending December 2023 and may vary from year to year. The ongoing charge figure excludes portfolio transaction costs. The charges are mostly, if not exclusively, the Schroders Annual Charge (as may be discounted for retail share classes depending on the size of the fund) but certain additional expenses may be charged as set out in the prospectus. The Schroders Annual Charge (without any discount) for this share class of the fund is 0.67%. The fund's annual report for each financial year will include details on the exact charges made including any discounts.

Please see the prospectus for more details about the charges.

Past performance



Past performance is not a guide to future performance and may not be repeated. The value of investments may go down as well as up and you may not get back the amount you originally invested.

The chart shows performance in British pound after the ongoing charges and the portfolio transaction costs have been paid.

The fund was launched on 04/04/2006.

The shareclass was launched on 04/04/2006.

Performance achieved between 2009 and 2014 was achieved under circumstances that no longer apply. The fund name and charges changed on 24 March 2014.

Please note that the fund's objective, policy and benchmarks were changed on 10 May 2021. The past performance in the above table is based on the fund's objective, policy and benchmarks (Target benchmark: 3 month GBP LIBOR. Comparator benchmark: Investment Association Strategic Bond sector average) in place prior to this date. Going forward, this table will show past performance from this date based on the objective, policy and benchmarks (Target benchmark: ICE BofA Sterling 3 Month Government Bill Index. Comparator benchmark: Investment Association Strategic Bond sector average).

■ L Income GBP (GB00B11DP098)

■ ICE BofA Sterling 3 Month Government Bill Index

■ Investment Association Strategic Bond sector average

■ 3 month GBP LIBOR

Practical information

Depository: J. P. Morgan Europe Ltd.

Further information: You can get further information about this fund, including the prospectus, latest annual report, any subsequent half-yearly reports and the latest price of units from www.schroders.com/ukinvestor and from Schroders, PO Box 1402, Sunderland, SR43 4AF, England, telephone 0800 182 2399. They are in English, free of charge.

Tax legislation: The fund is subject to UK tax legislation which may have an impact on your personal tax position.

Liability: Schroder Unit Trusts Ltd may be held liable solely on the basis of any statement contained in this document that is misleading, inaccurate or inconsistent with the relevant parts of the fund's prospectus.

Umbrella fund: This fund is a sub-fund of an umbrella fund, the name of which is at the top of this document. The prospectus and periodic reports are prepared for the entire umbrella fund. To protect investors, the assets and liabilities of each sub-fund are segregated by law from those of other sub-funds.

Switches: Subject to conditions, you may apply to switch your investment into another share class within this fund or in another Schroder fund. Please see the prospectus for more details.

Remuneration policy: A summary of Schroders' remuneration policy and related disclosures is at www.schroders.com/remuneration-disclosures. A paper copy is available free of charge upon request.

The policy includes a description of how remuneration and benefits are calculated & the identities of persons responsible for awarding the remuneration and benefits.

Benchmark: The target benchmark has been selected because the target return of the Fund is to deliver or exceed the return of that benchmark as stated in the investment objective. The comparator benchmarks have been selected because the Investment Adviser and the ACD believe that this benchmark is a suitable comparison for performance purposes given the Fund's investment objective and policy.

Glossary: You can find an explanation of some of the terms used in this document at www.schroders.com/ukinvestor/glossary.

Key Investor Information

This document provides you with key investor information about this fund. It is not marketing material. The information is required by law to help you understand the nature and the risks of investing in this fund. You are advised to read it so you can make an informed decision about whether to invest.

Vanguard FTSE U.K. All Share Index Unit Trust (the "Fund")

GBP Acc

ISIN: GB00B3X7QG63

Manager: Vanguard Investments UK, Limited ("VIUK")


Objectives and investment policy

- The Fund seeks to track the performance of the FTSE All-Share Index (the "Index").
- The Index is a free-float market-capitalisation weighted index representing the performance of all eligible companies listed on the London Stock Exchange's main market, which pass screening for size and liquidity. Free-float means that only shares readily available in the market are included when calculating a company's weight in a given index and excludes locked-in shares (such as those held by governments). Market-capitalisation is the value of a company's outstanding shares in the market and shows the size of a company.
- The Fund is a passive fund which means it takes the form of tracking a specific index in order to replicate its performance.
- The Fund attempts to:
 1. Track the performance of the Index by investing in all component shares of the Index in the same proportion as the Index. Where not practicable to fully replicate, the Fund will use a sampling process.
 2. Remain fully invested and hold small amounts of cash except in extraordinary market, political or similar conditions where the Fund may temporarily depart from this investment policy to avoid losses.
- The Fund may use derivatives in order to reduce risk or cost and/or generate extra income or growth (known as "efficient portfolio management"). A derivative is a financial contract whose value is based

- on the value of a financial asset (such as a share, bond, or currency) or a market index.
- The currency of the unit class is GBP.
- The Fund invests in securities which are denominated in currencies other than the share class currency. Movements in currency exchange rates can affect the return of investments.
- The Fund is appropriate for long-term investment. You should have an investment horizon of at least 5 years.
- Income from the Fund will be reinvested and reflected in the price of units in the Fund.
- Portfolio transaction costs will have an impact on performance.
- Units in the Fund can be bought or sold on a daily basis (save on certain bank holidays or public holidays and subject to certain restrictions described in Appendix 1 of the Prospectus). A list of the days on which units in the Fund cannot be bought or sold is available on: <https://fund-docs.vanguard.com/Vanguard-FTSE-U.K.All-Share-Index-UT.pdf>

For further information about the objectives and investment policy of the Fund and Vanguard's relationship with the Index provider, please see Appendix 1 and the "Disclaimer" section of the Vanguard FTSE U.K. All Share Index Unit Trust prospectus (the "Prospectus") on our website at <https://global.vanguard.com/>

Risk and reward profile



- This indicator is based on historical data and may not be a reliable indication of the future risk profile of the Fund.
- The risk category shown is not guaranteed and may change over time.
- The lowest category does not mean "risk free".
- The Fund is rated 6 due to the nature of its investments which include the risks listed below. These factors may impact the value of the Fund's investments or expose the Fund to losses.
 - The value of equities and equity-related securities can be affected by daily stock market movements. Other influential factors include political, economic news, company earnings and significant corporate events.
 - Investment risk is concentrated in specific sectors, countries, currencies or companies. This means the Fund is more sensitive to any localised economic, market, political or regulatory events.

The risk and reward indicator does not take account of the following risks of investing in the Fund:

- Counterparty risk. The insolvency of any institutions providing services such as safekeeping of assets or acting as counterparty to derivatives or other instruments, may expose the Fund to financial loss.
- Liquidity risk. Lower liquidity means there are insufficient buyers or sellers to allow the Fund to sell or buy investments readily. This could cause the Fund to incur higher costs when buying or selling investments or could mean that the Fund is not able to buy or sell investments when it would like to do so.
- Index tracking risk. The Fund is not expected to track the performance of the Index at all times with perfect accuracy. The Fund is, however, expected to provide investment results that, before expenses, generally correspond to the price and yield performance of the Index.
- Index sampling risk. As the Fund uses an index sampling technique whereby a representative sample of securities are selected to represent the Index, there is the risk that the securities selected for the Fund may not, in the aggregate, approximate the full Index.
- Use of derivatives. The use of derivatives could increase or reduce exposure to underlying assets and result in greater fluctuations of the Fund's net asset value.

For further information on risks please see the "Risk Factors and Performance" section of the Prospectus on our website at https://global.vanguard.com

Charges

The charges you pay are used to pay the costs of running the Fund, including the costs of marketing and distributing it. These charges reduce the potential growth of your investment.

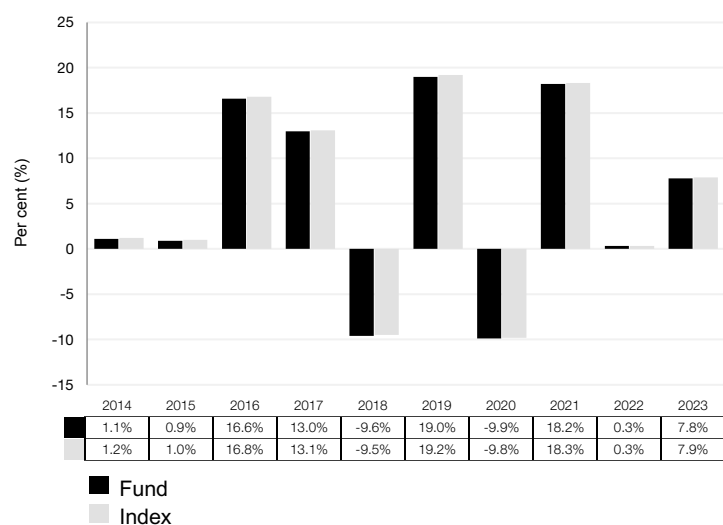
One-off charges taken before or after you invest	
Entry charge	None
Exit charge	None
This is the maximum that might be taken out of your money before it is invested / before the proceeds of your investment are paid out.	
Charges taken from the Fund over a year	
Ongoing charges	0.06%
Charges taken from the Fund under certain specific conditions	
Performance fee	None

The entry and exit charges shown are maximum figures and in some cases you might pay less. Investors can find out the actual entry and exit charges from their distributor and or adviser.

The ongoing charges figure is based on expenses for the year ended 31 December 2023. This figure may vary from year to year. It excludes portfolio transaction costs.

For further information about charges please see the sections entitled "Buying Units", "Redeeming Units", "Charges and Expenses", "Dilution Adjustment" and Appendix 1 of the Prospectus on our website at <https://global.vanguard.com>

Past performance



- **Past performance:**
- **Is not a reliable indication of future performance.**
- Includes ongoing charges and the reinvestment of income. It excludes entry and exit fees.
- Has been calculated in GBP.
- Units in the Fund were first issued in 2009.
- This unit class was launched in 2009.

Practical information

- **Trustee:** State Street Trustees Limited.
- **Documents, prices of units and further information:** You can obtain copies of the Prospectus and the latest annual and semi-annual report and accounts for the Fund along with the latest published prices of units and other practical information, from our website at <https://global.vanguard.com>. The documents are available in English and are free of charge.
- **Prices:** The last published prices of units in the Fund are also available from the FT's website www.ft.com or <https://global.vanguard.com>
- **Tax:** The Fund is subject to the tax laws of the United Kingdom. Depending on your country of residence, this may have an impact on your personal tax position. You are recommended to consult your professional tax adviser.
- **Liability:** VIUK may be held liable solely on the basis of any statement contained in this document that is misleading, inaccurate or inconsistent with the relevant parts of the Prospectus for the Fund.
- **Units:** The Fund has both accumulation and income units. You may switch some or all of your shares of one type, to shares of another type within the Fund or other funds managed by VIUK. Details of switching are provided in the Prospectus.
- Information about other classes of unit offered by the Fund can be found in the prospectus or from our website at <https://global.vanguard.com>.
- Further information on the Index Provider please see the Fund's prospectus.
- **Remuneration policy:** Details of the Vanguard European Remuneration Policy are available at <https://www.ie.vanguard/content/dam/intl/europe/documents/ch/en/ucits-v-remuneration-policy.pdf> including: (a) a description of how remuneration and benefits are calculated; and (b) the identities of persons responsible for awarding remuneration and benefits. A paper copy of these details may be obtained, free of charge, on request from the Head of Human Resources, Europe, Vanguard Asset Services, Limited, 4th Floor The Walbrook Building, 25 Walbrook, London EC4N 8AF.



Invesco

Key Investor Information

This document provides you with key investor information about this Fund. It is not marketing material. The information is required by law to help you understand the nature and the risks of investing in this Fund. You are advised to read it so you can make an informed decision about whether to invest.

Invesco UK Opportunities Fund (UK) (the "Fund")

A fund of Invesco UK Investment Series (the "Company")

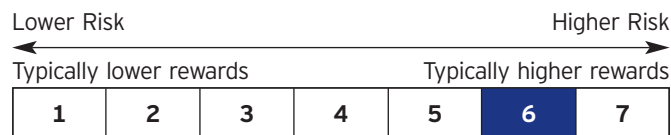
Z Accumulation share class (ISIN: GB00B8N46S41) (the "Share Class")

The Fund is managed by Invesco Fund Managers Limited, part of the Invesco Group.

Objectives and Investment Policy

- The objective of the Fund is to achieve long-term (5 years plus) capital growth.
- The Fund invests at least 80% of its assets in shares of companies incorporated, domiciled or carrying out the main part of their economic activity in the UK.
- The Fund may use derivatives (complex instruments) to manage the Fund more efficiently, with the aim of reducing risk, reducing costs and/or generating additional capital or income.
- The Fund has an active investment approach based on stock selection driven by the fund manager's assessment of valuation. The Fund is not constrained by a benchmark and has a flexible approach with no inbuilt bias to sector or company size, investing in what the fund manager believes are the best opportunities, in a typically concentrated portfolio of 35-45 stocks.
- The reference to (UK) in the Fund's name only relates to the Fund's domicile and is unrelated to the Fund's objective and investment policy.
- You can buy, sell and switch shares in the Fund on any Dealing Day (as defined in the Prospectus).
- Any income from your investment will be reinvested.
- Recommendation: The Fund may not be appropriate if you plan to withdraw your money within 5 years.

Risk and Reward Profile



- The Share Class is in risk category 6 due to the rises and falls of its price or simulated data in the past.
- As the Share Class' risk category has been calculated using historical data, it may not be a reliable indication of the Share Class' future risk profile.
- The risk category may change in the future and is not guaranteed.
- The lowest category does not mean a risk free investment.

Other Risks

- The value of investments and any income will fluctuate (this may partly be the result of exchange rate fluctuations) and you may not get back the full amount invested. Over time, inflation may erode the value of investments.
- The Fund typically has a concentrated number of holdings and may have a higher degree of risk than a fund which invests in a broader range of holdings.
- The Fund may use derivatives (complex instruments) in an attempt to reduce the overall risk of its investments, reduce the costs of investing and/or generate additional capital or income, although this may not be achieved. The use of such complex instruments may result in greater fluctuations of the value of the Fund. The Manager, however, will ensure that the use of derivatives within the Fund does not materially alter the overall risk profile of the Fund.
- The Fund is invested in companies primarily domiciled in one country, any unfavourable conditions presented on them through country-specific conditions such as changes in regulation, business or economic policy may have a more negative impact on the Fund's performance than on the performance of a fund that is geographically diversified.
- A more detailed description of risk factors that apply to this Fund is set out in Section 29 of the Prospectus.

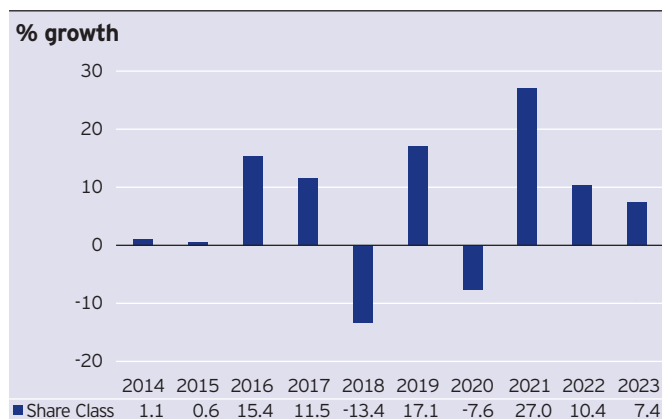
Charges

The charges you pay are used to pay the costs of running the Fund, including the costs of marketing and distributing it. These charges reduce the potential growth of your investment.

One-off charges taken before or after you invest	
Entry charge	None
Exit charge	None
Any charges shown above are the maximum that might be taken out of your money before it is invested.	
Charges taken from the Share Class over a year	
Ongoing charge	0.86%
Charges taken from the Share Class under certain specific conditions	
Performance fee	None

- The ongoing charge figure reflects the fund management fee, a fixed fee. The figure excludes indirect ongoing costs and portfolio transaction costs.
- For a full breakdown of the fund's charges please see the Costs and Charges document on our website: www.invesco.com/uk/icvc-charges

Past Performance



- Fund launch date: 12 June 1987.
- Share Class launch date: 12 November 2012.
- The base currency of the Fund is Sterling.
- Performance figures are calculated in Sterling.
- Performance figures are calculated inclusive of reinvested income and net of the ongoing charge and portfolio transaction costs.
- Past performance is not a guide to future returns.

Practical Information

- Depository: Citibank UK Limited
- The UK tax regime may have an impact on your personal tax position.
- Invesco Fund Managers Limited may be held liable solely on the basis of any statement contained in this document that is misleading, inaccurate or inconsistent with the relevant parts of the Prospectus.
- The Company is structured by having different funds. The assets and liabilities of each fund are segregated by UK Law. As a consequence the assets of the Fund will not be available to meet the liabilities of another fund within the Company.
- You are entitled to switch from this Fund to another fund within the Invesco ICVC fund range on request.
- More share classes are available for this Fund. You can find more information on our website.
- You can check the latest price for this Share Class on our website.
- Information on our remuneration policy is available on our website and can be obtained, free of charge, upon request.
- Further details can be found in the Prospectus and the Annual and Interim Reports, which can be obtained in English, free of charge, from www.invesco.com/UK or by calling us on 0800 085 8677.

This Fund is authorised in the United Kingdom and regulated by the Financial Conduct Authority.
Invesco Fund Managers Limited is authorised in the United Kingdom and regulated by the Financial Conduct Authority.
This Key Investor Information is accurate as at 20 February 2024.

Key Investor Information

This document provides you with key investor information about this fund. It is not marketing material. The information is required by law to help you understand the nature and the risks of investing in this fund. You are advised to read it so you can make an informed decision about whether to invest.

Vanguard FTSE Developed World ex-U.K. Equity Index Fund (the "Fund")

A sub-fund of Vanguard® Investments Funds ICVC

GBP Inc

ISIN: GB00B5B74F71

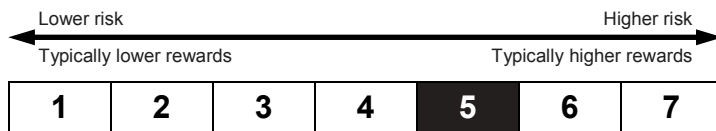
Authorised Corporate Director: Vanguard Investments UK, Limited ("VIUK")

Objectives and investment policy

- The Fund seeks to track the performance of the FTSE Developed ex-UK Index (the "Index").
- The Fund is a passive fund which means it takes the form of tracking a specific index in order to replicate its performance.
- The Index is comprised of large and mid-size shares providing coverage of developed markets around the world, excluding the U.K. The Index is a free-float market-capitalisation weighted index derived from the FTSE Global Equity Index Series (GEIS), which covers 98% of the world's investable market capitalisation. Free-float means that only shares readily available in the market are included when calculating a company's weight in a given index and excludes locked-in shares (such as those held by governments). Market-capitalisation is the value of a company's outstanding shares in the market and shows the size of a company.
- The Fund attempts to:
 1. Track the performance of the Index by investing in all constituent shares of the Index in the same proportion as the Index.
 2. Remain fully invested and hold small amounts of cash except in extraordinary market, political or similar conditions where the Fund may temporarily depart from this investment policy to avoid losses.
- The Fund may use derivatives in order to reduce risk or cost and/or generate extra income or growth (known as "efficient portfolio management"). A derivative is a financial contract whose value is based on the value of a financial asset (such as a share, bond, or currency) or a market index.
- The Fund may engage in short term secured lending of its investments to certain eligible third parties. This is used as a means of generating additional income and to off-set the costs of the Fund.
- The currency of the share class is GBP.
- The Fund invests in securities which are denominated in currencies other than the share class currency. Movements in currency exchange rates can affect the return of investments.
- The Fund is appropriate for long-term investment. You should have an investment horizon of at least 5 years.
- Income from the Fund will be paid out.
- Portfolio transaction costs will have an impact on performance.
- Shares in the Fund can be bought or sold on a daily basis (save on certain bank holidays or public holidays and subject to certain restrictions described in Appendix 1 of the Prospectus). A list of the days on which shares in the Fund cannot be bought or sold is available on: <https://fund-docs.vanguard.com/Vanguard-Investments-Funds-ICVC.pdf>

For further information about the objectives and investment policy of the Fund and Vanguard's relationship with the Index provider, please see Appendix 1 and the "Disclaimer" section of the Vanguard Investments Funds ICVC prospectus (the "Prospectus") on our website at <https://global.vanguard.com/>

Risk and reward profile



- This indicator is based on historical data and may not be a reliable indication of the future risk profile of the Fund.
- The risk category shown is not guaranteed and may change over time.
- The lowest category does not mean "risk free".
- The Fund is rated 5 due to the nature of its investments which include the risks listed below. These factors may impact the value of the Fund's investments or expose the Fund to losses.
 - The value of equities and equity-related securities can be affected by daily stock market movements. Other influential factors include political, economic news, company earnings and significant corporate events.
 - Movements in currency exchange rates can adversely affect the return of your investment.
 - Investment risk is concentrated in specific sectors, countries, currencies or companies. This means the Fund is more sensitive to any localised economic, market, political or regulatory events.

The risk and reward indicator does not take account of the following risks of investing in the Fund:

- Counterparty risk. The insolvency of any institutions providing services such as safekeeping of assets or acting as counterparty to derivatives or other instruments, may expose the Fund to financial loss.
- Liquidity risk. Lower liquidity means there are insufficient buyers or sellers to allow the Fund to sell or buy investments readily. This could cause the Fund to incur higher costs when buying or selling investments or could mean that the Fund is not able to buy or sell investments when it would like to do so.
- Index tracking risk. The Fund is not expected to track the performance of the Index at all times with perfect accuracy. The Fund is, however, expected to provide investment results that, before expenses, generally correspond to the price and yield performance of the Index.
- Use of derivatives. The use of derivatives could increase or reduce exposure to underlying assets and result in greater fluctuations of the Fund's net asset value.

For further information on risks please see the "Risk Factors" section of the Prospectus on our website at https://global.vanguard.com

Charges

The charges you pay are used to pay the costs of running the Fund, including the costs of marketing and distributing it. These charges reduce the potential growth of your investment.

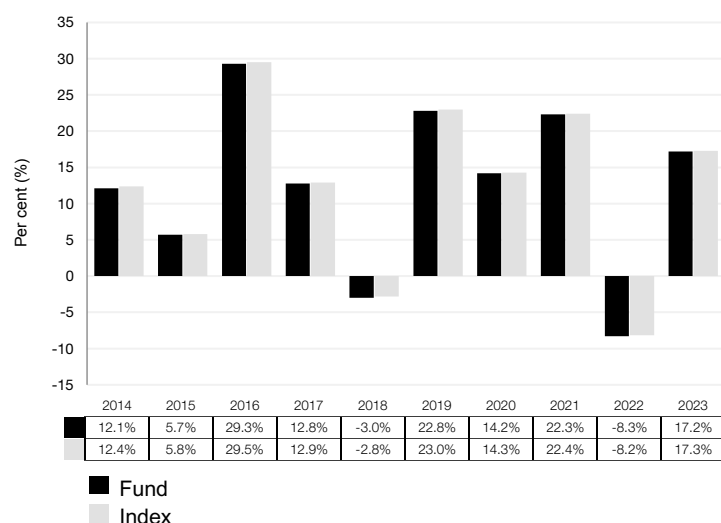
One-off charges taken before or after you invest	
Entry charge	None
Exit charge	None
This is the maximum that might be taken out of your money before it is invested / before the proceeds of your investment are paid out.	
Charges taken from the Fund over a year	
Ongoing charges	0.14%
Charges taken from the Fund under certain specific conditions	
Performance fee	None

The entry and exit charges shown are maximum figures and in some cases you might pay less. Investors can find out the actual entry and exit charges from their distributor and or adviser.

The ongoing charges figure is based on expenses for the year ended 31 December 2023. This figure may vary from year to year. It excludes portfolio transaction costs.

For further information about charges please see the sections entitled "Buying Shares", "Redeeming Shares", "Charges and Expenses", "Dilution Adjustment" and Appendix 1 of the Prospectus on our website at <https://global.vanguard.com>

Past performance



- **Past performance:**
- **Is not a reliable indication of future performance.**
- Includes ongoing charges and the reinvestment of income. It excludes entry and exit fees.
- Has been calculated in GBP.
- Shares in the Fund were first issued in 2009.
- This share class was launched in 2009.

Practical information

- **Depository:** State Street Trustees Limited.
- **Documents, prices of shares and further information:** You can obtain copies of the Prospectus and the latest annual and semi-annual report and accounts for Vanguard Investments Funds ICVC ("VIF") along with the latest published prices of shares and other practical information, from our website at <https://global.vanguard.com>. The documents are available in English and are free of charge.
- **Prices:** The last published prices of shares in the Fund are also available from the FT's website www.ft.com or <https://global.vanguard.com>
- **Tax:** VIF is subject to the tax laws of the United Kingdom. Depending on your country of residence, this may have an impact on your personal tax position. You are recommended to consult your professional tax adviser.
- **Liability:** VIUK may be held liable solely on the basis of any statement contained in this document that is misleading, inaccurate or inconsistent with the relevant parts of the Prospectus for VIF.
- **Sub-funds:** This document describes a sub-fund of VIF. The prospectus and periodic reports are prepared for the entire company.
- The Fund's assets belong exclusively to the Fund and shall not be used to discharge the liabilities of or claims against VIF, other sub-funds of VIF or any other person or body.
- **Shares:** The Fund is part of VIF and has both accumulation and income shares. You may switch some or all of your shares of one type, to shares of another type within the same Fund, or between other sub-funds of VIF or other funds managed by VIUK. Details of switching are provided in the Prospectus.
- Information about other share classes offered by VIF can be found in the prospectus or from our website at <https://global.vanguard.com>.
- Further information on the Index Provider please see the Fund's prospectus.
- **Remuneration policy:** Details of the Vanguard European Remuneration Policy are available at <https://www.ie.vanguard/content/dam/intl/europe/documents/ch/en/ucits-v-remuneration-policy.pdf> including: (a) a description of how remuneration and benefits are calculated; and (b) the identities of persons responsible for awarding remuneration and benefits. A paper copy of these details may be obtained, free of charge, on request from the Head of Human Resources, Europe, Vanguard Asset Services, Limited, 4th Floor The Walbrook Building, 25 Walbrook, London EC4N 8AF.

Key Investor Information

This document provides you with key investor information about this fund. It is not marketing material. The information is required by law to help you understand the nature and the risks of investing in this fund. You are advised to read it so you can make an informed decision about whether to invest.

Legal & General Global 100 Index Trust Unit Class I GBP Income - ISIN: GB00B0CNGZ34

The authorised fund manager of the Fund is Legal & General (Unit Trust Managers) Limited (the "Manager").

OBJECTIVES AND INVESTMENT POLICY

- The objective of the Fund is to track the performance of the S&P Global 100 Index, the "Benchmark Index" on a net total return basis before fees and expenses are applied. Fund performance may differ from the Benchmark Index due to the deduction of fees and expenses and the impact of any tracking error factors.
 - The Benchmark Index is comprised of the top 100 shares in companies of major importance across all geographical areas accordance with the index provider's methodology.
 - The Fund seeks to replicate the Benchmark Index and its investments will closely match those that make up the Benchmark Index.
 - The Fund will have at least 90% exposure (directly or through depositary receipts (a certificate issued by a bank representing shares in a foreign company such as American depositary receipts and global depositary receipts)) to assets that are included in the Benchmark Index.
 - The Fund may also invest in shares which are reasonably expected to become part of the Benchmark Index in the near future or are an alternative to a constituent of the Benchmark Index, money market instruments (such as treasury bills), depositary receipts, cash, deposits and collective investment schemes, including those managed or operated by the Manager or an associate of the Manager.
 - The Fund may use derivatives (contracts which have a value linked to the price of another asset) to:
 - reduce risk or cost; or
 - generate additional capital or income with no, or an acceptably low, level of risk.
- Other information:**
- The Fund is passively managed as it tracks the Benchmark Index.
 - Your units will be income units. Income from the Fund's investments will be paid out to you every six months (as dividends). This will reduce your capital growth accordingly.
 - You can buy or sell units in this Fund on any business day. You need to contact us with your instruction before 3pm. This is the time we calculate unit prices for this Fund. If you contact us after 3pm, the units will be bought or sold at the next business day's price.
 - The Fund's base currency is denominated in GBP.
 - This Fund may be suitable for investors looking to track the top 100 shares in companies of major importance across all geographical areas as represented by the Benchmark Index.
 - Although investors can take their money out at any time, this Fund may not be appropriate for those who plan to withdraw their money within five years.
 - This Fund is not designed for investors who cannot afford more than a minimal loss of their investment.
 - If you do not understand this document we recommend you seek additional information to help you decide if this Fund is right for you.

RISK AND REWARD PROFILE



1	2	3	4	5	6	7
---	---	---	---	---	---	---

- The Risk and Reward Indicator table demonstrates where the Fund ranks in terms of its potential risk and reward. The higher the rank the greater the potential reward but the greater the risk of losing money. It is not guaranteed to remain the same and may change over time. It is based on historical data and may not be a reliable indication of the future risk profile of the Fund. The shaded area in the table above shows the Fund's ranking on the Risk and Reward Indicator.
- The Fund is in category 5 because it invests in company shares which are sensitive to variations in the stock market. The value of company shares can change substantially over short periods of time. Company shares are generally considered to be higher risk investments than bonds or cash.

- Even a fund in the lowest category is not a risk free investment.
- The value of your investment and any income you take from it may fall as well as rise and is not guaranteed. You might get back less than you invest. Further information on the risks of investing in this fund is contained in the Prospectus available at www.legalandgeneral.com/reports. The risk and reward indicator may not take account of the following risks of investing in the Fund:
 - The Fund may have underlying investments that are valued in currencies that are different from GBP. Exchange rate fluctuations will impact the value of your investment. Currency hedging techniques may be applied to reduce this impact but may not entirely eliminate it.
 - Derivatives are highly sensitive to changes in the value of the asset on which they are based and can increase the size of losses and gains.
 - The Fund could lose money if any institutions providing services such as acting as counterparty to derivatives or other instruments, becomes unwilling or unable to meet its obligations to the Fund.

CHARGES

The charges you pay are used to pay the costs of running the Fund, including the costs of marketing and distributing it. These charges reduce the potential return from your investment.

One-off charges taken before or after you invest

Entry charge	0.00%
Exit charge	0.00%

This is the maximum that might be taken out of your money before it is invested.

The price for buying and selling units is subject to a Dilution Adjustment See opposite.

Charges taken from the fund over each year

Ongoing charge	0.14%
----------------	-------

Charges taken from the fund under certain specific conditions

Performance fee	None
-----------------	------

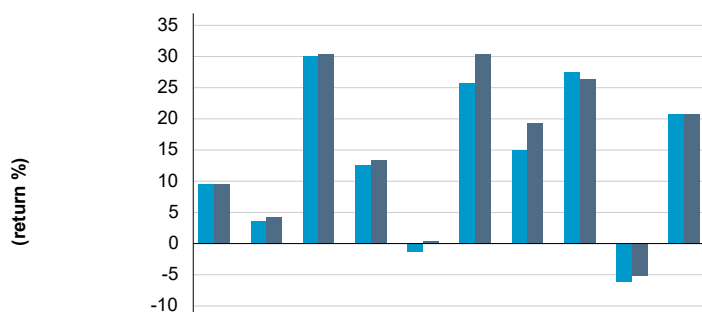
- There are no entry or exit charges.
- The ongoing charges figure is based on the latest available expenses at December 2023. This figure may vary from year to year.
- This Fund's ongoing charges include any charges made by any other funds it may invest in. They exclude portfolio transaction costs.
- The ongoing charges are taken from the Income of the Fund.

Other costs:

- **Dilution adjustment:** On any day, the prices for buying or selling units in this Fund are the same. The Fund manager calculates a single price for this Fund based on the mid-point between the buying and selling prices of the Fund's assets. In certain circumstances, the Fund manager can adjust this price to account for whether there is more money going into or coming out of the Fund. This is called a 'dilution adjustment'.
- This can vary but as an example for this Fund we estimate 0.08% for purchases and 0.04% for sales at 31 December 2023. The amount of the dilution adjustment may differ in future.

For more information about charges and costs, please see the charges and expenses section in the Fund's Prospectus, or visit our website at www.legalandgeneral.com/chargesandfees.

PAST PERFORMANCE



	2014	2015	2016	2017	2018	2019	2020	2021	2022	2023
Fund	9.5	3.6	30.0	12.6	-1.3	25.7	15.0	27.6	-6.1	20.7
Index	9.5	4.3	30.4	13.4	0.3	30.4	19.4	26.4	-5.2	20.8

- Past performance is not a guide to future performance.
- The figures for the Fund take into account the ongoing charges and assume income (after any tax) is reinvested.
- The performance has been calculated in GBP.
- The Fund may not replicate the performance of the Benchmark Index perfectly due to tracking errors such as expenses, tax and transaction costs incurred by the Fund, which are not included in the Index.
- The annual return is for a 12 month period ending 31 December.
- The Fund launched in 2002.
- This unit class launched in 2005.

PRACTICAL INFORMATION

- The trustee and depositary is Northern Trust Investor Services Limited.
- You can obtain further information about the Fund including copies of its prospectus and the latest annual and semi-annual reports at www.legalandgeneral.com/reports. Paper copies of these documents are also available free of charge in English from Legal & General Investments, PO Box 6080, Wolverhampton WV1 9RB.
- Investors can get other practical information, including the latest prices, dilution adjustment and details of any other unit classes that are available, by calling us on **0370 050 0955** Monday to Friday between 9:00a.m. to 5:00p.m. Call charges will vary.
- This Fund is subject to the tax legislation of the United Kingdom, which may have an impact on each investor's personal tax position.
- Legal & General (Unit Trust Managers) Limited may be held liable solely on the basis of any statement contained in this document that is misleading, inaccurate or inconsistent with the relevant parts of the Prospectus for the Fund.
- Details of our Remuneration Policy including our Remuneration Committee and how remuneration and benefits are calculated can be accessed from www.lgim.com/remuneration. A paper copy is also available free of charge upon request.

Purpose

This document provides you with key information about this investment product. It is not marketing material. The information is required by law to help you understand the nature, risks, costs, potential gains and losses of this product and to help you compare it with other products.

Royal London Global Equity Select Fund (IRL) a sub-fund of Royal London Asset Management Funds plc Accumulation - Class Z GBP Shares (IE000CFQ35Y7)

Manufacturer: FundRock Management Company S.A.

Central Bank of Ireland is responsible for supervising FundRock Management Company S.A. in relation to this Key Information Document.

This PRIIP is authorised in Ireland.

FundRock Management Company S.A. is authorised in Luxembourg and regulated by the Commission de Surveillance du Secteur Financier (CSSF).

Contact details: FundRock Management Company S.A., 33 Rue de Gasperich, 5826 Hesperange, Luxembourg, for more information call +352 27 111 1 or visit www.fundrock.com

This document was produced on 1 July 2024.

What is this product?

Type:

This product is a UCITS Fund.

Term:

This product is open-ended which means it has no fixed term or maturity.

The fund may be terminated if:

- the Shareholders of the Fund pass a special resolution to approve the redemption of all the Shares in the Fund; or
- after the first anniversary of the Closing Date for the relevant Fund or Class (as appropriate) if the Net Asset Value of the relevant Fund or Class (as appropriate) falls below the figure specified in the Relevant Supplement;
- if the Management Company in consultation with the Company deems it appropriate because of adverse, political, economic, fiscal or regulatory changes affecting the Fund or Class; and
- the Depositary has served notice of its intention to retire under the terms of the Depositary Agreement (and has not revoked such notice) and no new depositary has been appointed by the Management Company with the approval of Central Bank within 90 days of the date of service of such notice.

Objectives:

The Fund's objective is to achieve capital growth over the long term, which should be considered as a period of 7-plus years. The Fund will seek to achieve its objective on an active basis. The Fund's performance target is to outperform, after the deduction of charges, the MSCI World Net Total Return Index USD (the "Benchmark") by 2.5% per annum over rolling three year periods. The Fund will seek to achieve its objective by investing predominantly in the shares of companies globally that are listed on Recognised Markets.

The Fund will typically be invested in a concentrated portfolio of 25-45 holdings. The Fund will invest at least 90% of its Net Asset Value (NAV) in shares of companies globally, both in Developed Markets and Emerging Markets. These will be businesses that are listed on stock exchanges in their respective countries. There are no restrictions on the Fund in terms of sector and market capitalisation. The Fund's country and sector weights, including its investment in Emerging Markets, will however, be

broadly in line with those of the Benchmark. The Fund may invest up to 25% of its NAV in Emerging Markets.

The Fund may also invest up to 10% in other investment funds, known as collective investment schemes, including funds managed by the Investment Manager or another Royal London group company, which may be regulated or unregulated, leveraged or unleveraged and are domiciled globally, as well as eligible exchange traded funds. The Fund may invest in such collective investment schemes for the purposes of achieving its investment objective and policy.

The Fund may receive warrants as a result of corporate actions. No more than 5% of the NAV of the Fund will be held in warrants. A limited amount of assets (around 5% or less) may be held in cash for efficient portfolio management purposes and to manage the flow of investors' money in and out of the Fund.

The Fund may use financial derivative instruments for efficient portfolio management and hedging purposes only. Investors should refer to the investment techniques and instruments described under "Fund Investment Techniques" and "Investment Risks" in the Prospectus.

In particular, the Fund may use spot and currency forward contracts to hedge the non-Base Currency positions in the Fund back to the Base Currency in order to reduce currency risk. Index futures may also be used for the purpose of efficient portfolio management.

Other share classes may be available as described in the Prospectus. If this is an income share class, any income will be paid out to you as dividends. If this is an accumulation share class, any income will be reinvested in the Fund.

Intended retail investor:

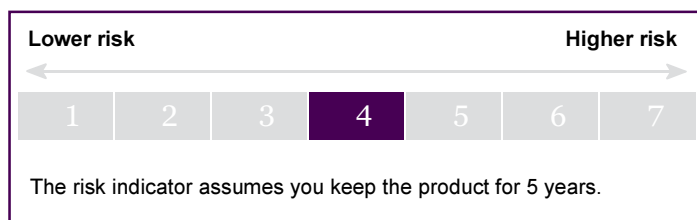
This Fund is suitable for Retail Investors with basic knowledge of Financial Markets. The Fund is suitable for investors with a growth objective. The Fund is not suitable for investors who cannot bear any level of loss or are looking for a level of guaranteed preservation of Capital. The maximum loss possible is the value of the Investment made by the Investor.

You can buy and sell your shares on each working day in London, except public holidays, at 5.00pm (Irish time) if you tell us before 5.00pm (Irish time) that you want to do so. Instructions received after 5.00pm (Irish time) will be processed at 5.00pm (Irish time) on the following working day

The Depositary of the Fund is: State Street Custodial Services (Ireland) Limited.

What are the risks and what could I get in return?

Risk Indicator



The summary risk indicator is a guide to the level of risk of this product compared to other products. It shows how likely it is that the product will lose money because of movements in the markets.

You may not be able to sell your product easily or you may have to sell at a price that significantly impacts on how much you get back.

We have classified this product as 4 out of 7, which is a medium risk class.

This rates the potential losses from future performance and poor market conditions could impact the value of your investment. There are no assurances that the objective of the product will be achieved and the value of your investment may fall and you may get back less than you invested.

Be aware of currency risk. If you invest in a currency that differs from the base currency of the fund you may be exposed to currency risk and your final return will depend on the exchange rate between the two currencies. This risk is not considered in the indicator shown above.

The value of your investment may be impacted by changes in currency exchange rates.

In addition to market risk, this product is exposed to risks associated with concentration, liquidity, emerging markets, counterparty exposure, exchange rate movements, and responsible investments.

This product does not include any protection from future market performance so you could lose some or all of your investment.

Performance scenarios

The figures shown include all the costs of the product itself, but may not include all the costs that you pay to your advisor or distributor. The figures do not take into account your personal tax situation, which may also affect how much you get back. What you will get from this product depends on future market performance. Market developments in the future are uncertain and cannot be accurately predicted. The unfavourable, moderate, and favourable scenarios shown are illustrations using the worst, average, and best performance of the fund or benchmark over the last 10 years. The stress scenario shows what you might get back in extreme market circumstances. **Markets could develop very differently in future.**

Recommended Holding Period: 5 years			
Investment: GBP 10,000			
Scenarios		If you exit after 1 year	If you exit after 5 years (recommended holding period)
Minimum: There is no minimum guaranteed return and you could lose some or all of your investment			
Stress	What you might get back after costs Average return each year	1,840 GBP -81.65%	1,810 GBP -28.93%
Unfavourable¹	What you might get back after costs Average return each year	9,330 GBP -6.74%	13,270 GBP 5.82%
Moderate²	What you might get back after costs Average return each year	11,230 GBP 12.33%	17,830 GBP 12.26%
Favourable³	What you might get back after costs Average return each year	13,890 GBP 38.94%	22,000 GBP 17.08%

¹ This type of scenario occurred for an investment between January 2023 and March 2024.

² This type of scenario occurred for an investment between August 2014 and August 2019.

³ This type of scenario occurred for an investment between February 2019 and February 2024.

What happens if FundRock Management Company S.A. is unable to pay out?

FundRock Management Company S.A. is the management company of the Fund.

The assets of the Fund are held separately by the Fund's appointed depository, i.e. State Street Custodial Services (Ireland) Limited. The depository is liable to the Fund or its shareholders for losses caused by its negligent or intentional failure to fulfill its safekeeping or record-keeping obligations. Investors may suffer loss, however, if the Fund or the depository is unable to pay out.

There is no compensation or guarantee scheme protecting you from a default of the Fund's depository.

What are the costs?

The person advising on or selling you this product may charge you other costs. If so, this person will provide you with information about these costs and how they affect your investment.

Costs over time

The tables show the amounts that are taken from your investment to cover different types of costs. These amounts depend on how much you invest, how long you hold the product and how well the product does. The amounts shown here are illustrations based on an example investment amount and different possible investment periods.

We have assumed, in the first year you would get back the amount that you invested (0 % annual return). For the other holding period, we have assumed the fund performs as shown in the moderate scenario and the investment is GBP 10,000.

Investment: GBP 10,000	If you exit after 1 year	If you exit after 5 years
Total costs	76 GBP	633 GBP
Annual cost impact (*)	0.8%	0.8%

(*) This illustrates how costs reduce your return each year over the holding period. For example it shows that if you exit at the recommended holding period your average return per year is projected to be 13.1% before costs and 12.3% after costs.

Composition of costs

One-off costs upon entry or exit		If you exit after 1 year
Entry costs	The impact of the costs you pay when entering your investment. (This is the most you will pay, and you could pay less).	0 GBP
Exit costs	We do not charge an exit fee for this product.	0 GBP
Ongoing costs taken each year		If you exit after 1 year
Management fees and other administrative or operating costs	0.7% of the value of your investment is the amount that we take each year for managing your investments (based upon the costs over the last year).	68 GBP
Transaction costs	0.1% of the value of your investment is an estimate of the costs incurred when we buy and sell the underlying investments for the product. The actual amount will vary depending on how much we buy and sell.	8 GBP
Incidental costs taken under specific conditions		If you exit after 1 year
Performance fees	This product does not have any performance fees.	0 GBP

How long should I hold it and can I take money out early?**Recommended holding period: 5 years**

This product has no required minimum or maximum holding period but is designed for medium to longer term investment as part of a portfolio of investments. It is recommended that investors hold this fund for a minimum of 5 years.

You may sell your shares on any dealing day.

How can I complain?

Complaints about the behaviour of the person who advised you on the product or sold it to you, should be addressed directly to that person.

Complaints about the product or the behaviour of the manufacturer of this product should be directed to the following address:

Postal address: FundRock Management Company S.A., 33 Rue de Gasperich, 5826 Hesperange, Luxembourg.

E-mail: FRMC_qualitycare@fundrock.com

Website: <https://www.fundrock.com/policies-and-compliance/frd-complaints-handling-policy/>

In all cases, the complainant must clearly indicate his/her contact details (name, address, phone number or email address) and provide a brief explanation of the claim.

Other relevant information

We are required to provide you with further documentation, such as the product's latest prospectus (which contains detailed information on the product's risk), supplement, annual and semi-annual reports. These documents and other product information are available online at www.rlam.com. This document is available in the following languages: English. Up to date information about the price of the fund is available at www.fundinfo.com.

Please visit our dedicated page on www.rlam.com/priipspastperf to view the fund's historical performance up to 10 years and the latest monthly performance scenarios.

KEY INVESTOR INFORMATION

This document provides you with key investor information about this Fund. It is not marketing material. The information is required by law to help you understand the nature and the risks of investing in this Fund. You are advised to read it so you can make an informed decision about whether to invest.

Aviva Investors Global Equity Income Fund, Class 2, Accumulation shares, GBP, a sub-fund of the Aviva Investors Investment Funds ICVC (ISIN: GB0030442098). The Fund is managed by Aviva Investors UK Fund Services Limited.

OBJECTIVES AND INVESTMENT POLICY

Objective: The Fund aims to grow your investment through a combination of income and capital growth and provide an average annual net return greater than the MSCI® All Country World Index (GBP) (the "Index") over a rolling 5 year period, by investing in shares of global companies.

Within this combined return, the Fund aims to deliver an income equivalent of at least 125% of the income return of the Index, over any given 12-month period.

Core investment: At least 80% of the Fund will be invested in shares of global companies. "Global companies" means companies in any country across the globe, including with up to 20% of the Fund invested in emerging markets.

Other investments: The Fund may also invest in other shares, other funds (including funds managed by Aviva Investors companies), cash and deposits.

Derivatives, such as futures, may be used from time to time, to gain a particular market exposure which would otherwise be difficult or costly to achieve, or to manage the Fund's cash flows in a cost-effective manner. Derivatives may also be used to reduce risk, such as foreign currency risk within the Fund, which is hedged using Forward Foreign Exchange contracts. This type of derivative usage is called "efficient portfolio management".

Strategy: The Fund is actively managed, and the Investment Manager will adopt a high conviction (strong belief) approach aiming to generate the Fund's target income. This will focus on opportunities across what the Investment Manager considers to be mature companies which potentially offer sustainably high dividends, or those which are felt able to steadily grow their dividends while showing financial strength and/or low levels of debt, with a strong management capability. The Fund will also take advantage of businesses in the early stages of development, where high cash generation is driving strong dividend growth. The Investment Manager will aim to invest in companies which have a diversified range of successful products, and which are active in a range of geographical markets.

Environmental, Social and Governance (ESG) factors: ESG factors are integrated into the investment process and are considered alongside a range of financial metrics and research, but the Investment Manager retains discretion over which investments are selected. We also actively engage with companies and use voting rights with the aim of positively influencing company behaviour and helping to create competitive returns. In addition, the Fund has limited exclusions based on Aviva Investors' UK Responsible Investment policy. Further information on how we integrate ESG and the Aviva Investors UK Responsible Investment policy into our investment approach, and how we engage with

companies is available on our website and in the prospectus.

Performance & Risk Measurement: The Fund's income return target is measured against the Index before the deduction of charges and taxes. The Fund's overall performance is also measured against the Index, after charges and taxes.

The Fund does not base its investment process upon the Index, so will not hold every company in the Index and may also hold companies that do not form part of it.

The Fund uses a "tracking error" to measure the consistency between the Fund's returns and the returns of the Index. In general, the lower the tracking error, the more consistent the Fund's returns are relative to the Index, and vice-versa. The Fund is expected to have an average yearly tracking error of between 2% and 6% when compared to the Index. In certain conditions the Fund may be outside of this range.

The Index comprises large and medium sized companies, as determined by their market capitalisation (total market value of a company's outstanding shares), from both developed and emerging markets, and the Index is designed to provide a broad measure of global equity market performance.

The Index has been selected as a benchmark for the income target and performance and risk measurement because it is representative of the type of companies in which the Fund is likely to invest, and it is therefore an appropriate measure for the Fund's performance.

Note: MSCI makes no express or implied warranties or representations and shall have no liability whatsoever with respect to any MSCI data contained herein. The MSCI data may not be further redistributed or used as a basis for other indices or any securities or financial products. This KIID is not approved, endorsed, reviewed or produced by MSCI. None of the MSCI data is intended to constitute investment advice or a recommendation to make (or refrain from making) any kind of investment decision and may not be relied on as such.

Recommendation: this Fund may not be appropriate for investors who plan to withdraw their money within 5 years.

Other information: You can buy and sell shares on any London business day.

This is an accumulation share class and any income from the Fund will remain in the Fund and is reflected in the share price.

For full investment objectives and policy details please refer to the Prospectus.

RISK AND REWARD PROFILE



Lower risk

Typically lower rewards

This indicator is based on historical data, calculated using European Union rules, and may not be a reliable indication of the future risk profile of the Fund.

The risk and reward category shown is not guaranteed to remain unchanged and may change over time. The lowest category does not mean 'risk free'.

The value of investments and the income from them will change over time.

The Fund price may fall as well as rise and as a result you may not get back the original amount you invested.

The Fund has been allocated a risk number based on the historic volatility of its share price or where insufficient information is available appropriate asset classes.

Currency risk: Changes in currency exchange rates could reduce investment gains or increase investment losses. Exchange rates can change rapidly, significantly and unpredictably.

Emerging markets risk: Compared to developed markets, emerging markets can have greater political instability and limited investor rights and freedoms,

Higher risk

Typically higher rewards

and their securities can carry higher equity, market, liquidity, credit and currency risk.

Equities Risk: Equities can lose value rapidly, can remain at low prices indefinitely, and generally involve higher risks — especially market risk — than bonds or money market instruments. Bankruptcy or other financial restructuring can cause the issuer's equities to lose most or all of their value.

Hedging risk: Any measures taken to offset specific risks will generate costs (which reduce performance), could work imperfectly or not at all, and if they do work will reduce opportunities for gain.

Illiquid securities risk: Certain assets held in the Fund could, by nature, be hard to value or to sell at a desired time or at a price considered to be fair (especially in large quantities), and as a result their prices could be very volatile.

Income Risk: The investment objective of a Fund is to generate income, at times this may limit opportunities for capital growth.

Full information on the risks applicable to the Fund is detailed in the Prospectus.

CHARGES

One-off charges taken before or after you invest

Entry charge None

Exit charge None

Charges taken from the Fund over a year

Ongoing charges 0.87%

Charges taken from the Fund under certain specific conditions

Performance fee None

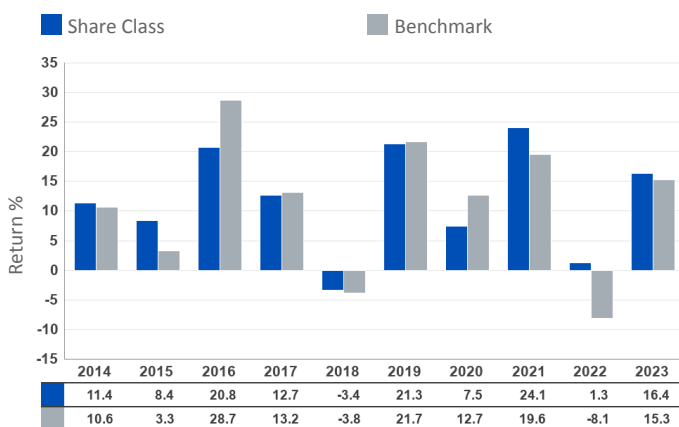
The charges you pay are used to pay the costs of running the Fund, including the costs of marketing and distributing it. These charges reduce the potential growth of your investment.

The entry and exit charges shown are the maximum that might be taken out of your money before it is invested / before the proceeds of your investment are paid out.

The ongoing charges figure is based on last year's expenses for the year ending 15 October 2023. The figure for ongoing charges excludes performance fees and portfolio transaction costs, except in the case of an entry/exit charge paid by the Fund when buying or selling units in another collective investment undertaking.

For more information about charges please see the charges sections of the Fund's Prospectus.

PAST PERFORMANCE



Past performance is no guide to future performance.

The past performance shown in the chart opposite takes into account all charges except entry charges.

The Share Class was launched on 14 May 2001.

Performance is calculated in the Share Class currency which is GBP.

Source: Aviva Investors/Morningstar as at 31 December 2023.

PRACTICAL INFORMATION

Depository - J.P. Morgan Europe Limited.

More practical information about the Fund and copies of the Prospectus and the latest annual and half yearly reports are available free of charge from Aviva Investors UK Fund Services Limited PO Box 10410, Chelmsford, CM99 2AY. These documents will be in English and cover the whole ICVC.

The latest published price of shares in the Fund and other information on the Fund, including how to buy and sell shares, is also available at www.avivainvestors.co.uk.

Shares other than Class 2 are offered by the Fund, as set out in the Prospectus.

You may switch between funds in the Aviva Investors Investments Funds ICVC. Details on switching are provided in the Prospectus.

The Fund is subject to the tax laws and regulations of the United Kingdom. Depending on your own country of residence, this might have an impact on your investment.

The liabilities of the Fund are segregated and the assets of this Fund will not be used to pay debts of other funds.

Aviva Investors UK Fund Services Limited may be held liable solely on the basis of any statement contained in this document that is misleading, inaccurate or inconsistent with the relevant parts of the Prospectus for the Fund.

The details of the up-to-date remuneration policy of the Management Company, including the composition of its remuneration committee, a description of the key remuneration elements and an overview of how remuneration is determined, are available on the website www.avivainvestors.com. A paper copy of the remuneration policy can be made available upon request and free of charge at the Management Company's registered office.

The sub-fund launched on 14 February 2000, is authorised in the United Kingdom and regulated by The Financial Conduct Authority. Aviva Investors UK Fund Services Limited is authorised in the United Kingdom and regulated by The Financial Conduct Authority.



Invesco

Key Investor Information

This document provides you with key investor information about this Fund. It is not marketing material. The information is required by law to help you understand the nature and the risks of investing in this Fund. You are advised to read it so you can make an informed decision about whether to invest.

Invesco Global Equity Income Fund (UK) (the "Fund")

A fund of Invesco Global Investment Series (the "Company")

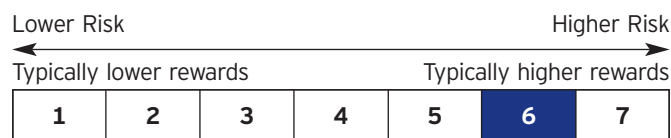
Z Income share class (ISIN: GB00B8N46178) (the "Share Class")

The Fund is managed by Invesco Fund Managers Limited, part of the Invesco Group.

Objectives and Investment Policy

- The objective of the Fund is to achieve income and capital growth over the long term (5 years plus).
- The Fund invests at least 80% of its assets in shares of companies globally.
- The Fund may use derivatives (complex instruments) to manage the Fund more efficiently, with the aim of reducing risk, reducing costs and/or generating additional capital or income.
- The Fund has an active investment approach based on stock selection driven by the fund manager's assessment of valuation and invests in companies that enable the Fund to grow its dividend and deliver capital appreciation. The Fund is not constrained by a benchmark and has a flexible approach with no inbuilt bias to country, sector or company size.
- The reference to (UK) in the Fund's name only relates to the Fund's domicile and is unrelated to the Fund's objective and investment policy.
- You can buy, sell and switch shares in the Fund on any Dealing Day (as defined in the Prospectus).
- Any income from your investment will be paid quarterly.
- Recommendation: The Fund may not be appropriate if you plan to withdraw your money within 5 years.

Risk and Reward Profile



- The Share Class is in risk category 6 due to the rises and falls of its price or simulated data in the past.
- As the Share Class' risk category has been calculated using historical data, it may not be a reliable indication of the Share Class' future risk profile.
- The risk category may change in the future and is not guaranteed.
- The lowest category does not mean a risk free investment.

Other Risks

- The value of investments and any income will fluctuate (this may partly be the result of exchange rate fluctuations) and you may not get back the full amount invested. Over time, inflation may erode the value of investments.
- As one of the key objectives of the Fund is to provide income, the ongoing charge is taken from capital rather than income. This can erode capital and reduce the potential for capital growth.
- The Fund may use derivatives (complex instruments) in an attempt to reduce the overall risk of its investments, reduce the costs of investing and/or generate additional capital or income, although this may not be achieved. The use of such complex instruments may result in greater fluctuations of the value of the Fund. The Manager, however, will ensure that the use of derivatives within the Fund does not materially alter the overall risk profile of the Fund.
- The Fund's performance may be adversely affected by variations in the relative strength of world currencies or if Sterling strengthens against those currencies.
- A more detailed description of risk factors that apply to this Fund is set out in Section 29 of the Prospectus.

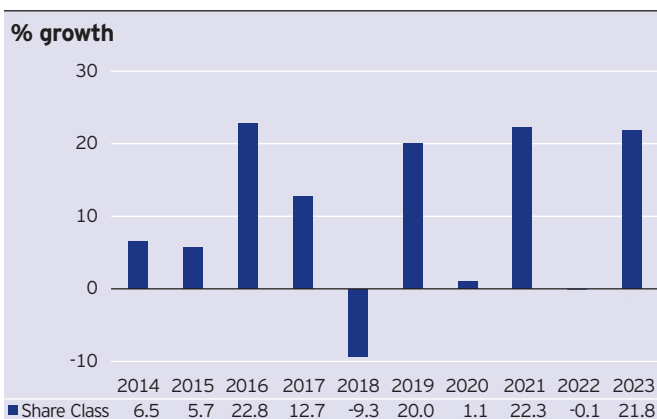
Charges

The charges you pay are used to pay the costs of running the Fund, including the costs of marketing and distributing it. These charges reduce the potential growth of your investment.

One-off charges taken before or after you invest	
Entry charge	None
Exit charge	None
Any charges shown above are the maximum that might be taken out of your money before it is invested.	
Charges taken from the Share Class over a year	
Ongoing charge	0.87%
Charges taken from the Share Class under certain specific conditions	
Performance fee	None

- The ongoing charge figure reflects the fund management fee, a fixed fee. The figure excludes indirect ongoing costs and portfolio transaction costs.
- For a full breakdown of the fund's charges please see the Costs and Charges document on our website: www.invesco.com/uk/icvc-charges
- In addition to the charges set out in the charges section, the fund will incur portfolio transaction costs which are paid from the assets of the fund. These may have a material impact on your returns.

Past Performance



- Fund launch date: 02 March 2009.
- Share Class launch date: 12 November 2012.
- The base currency of the Fund is Sterling.
- Performance figures are calculated in Sterling.
- Performance figures are calculated inclusive of reinvested income and net of the ongoing charge and portfolio transaction costs.
- Past performance is not a guide to future returns.

Practical Information

- Depository: Citibank UK Limited
- The UK tax regime may have an impact on your personal tax position.
- Invesco Fund Managers Limited may be held liable solely on the basis of any statement contained in this document that is misleading, inaccurate or inconsistent with the relevant parts of the Prospectus.
- The Company is structured by having different funds. The assets and liabilities of each fund are segregated by UK Law. As a consequence the assets of the Fund will not be available to meet the liabilities of another fund within the Company.
- You are entitled to switch from this Fund to another fund within the Invesco ICVC fund range on request.
- More share classes are available for this Fund. You can find more information on our website.
- You can check the latest price for this Share Class on our website.
- Information on our remuneration policy is available on our website and can be obtained, free of charge, upon request.
- Further details can be found in the Prospectus and the Annual and Interim Reports, which can be obtained in English, free of charge, from www.invesco.com/UK or by calling us on 0800 085 8677.

This Fund is authorised in the United Kingdom and regulated by the Financial Conduct Authority.
Invesco Fund Managers Limited is authorised in the United Kingdom and regulated by the Financial Conduct Authority.
This Key Investor Information is accurate as at 20 February 2024.

Key Investor Information

This document provides you with key investor information about this fund. It is not marketing material. The information is required by law to help you understand the nature and the risks of investing in this fund. You are advised to read it so you can make an informed decision about whether to invest.

Fidelity Japan Fund

a sub-fund of Fidelity Investment Funds

Fidelity Japan Fund W Accumulation Shares
(ISIN:GB00B882N041)

This fund is managed by FIL Investment Services (UK) Limited

Objectives and Investment Policy

Objective: The fund aims to increase the value of your investment over a period of 5 years or more.

Investment Policy: The Fund will invest at least 70% in equities (and their related securities) of Japanese companies (those domiciled, incorporated or having significant business in Japan and those which are listed in Japan) and is not restricted in terms of size or industry. The Fund is actively managed without reference to a benchmark.


The Fund may also invest in other transferable securities, other collective investment schemes, money market instruments, cash and deposits and is also able to use derivatives for efficient portfolio management.

Investment Process: The fund is managed without reference to a benchmark and has full discretion in its choices of investments within its objectives and policies.

Derivatives and Techniques: Derivatives are investments whose value is linked to another investment, or to the performance of a stock exchange or to some other variable factor, such as interest rates and used to reduce risk or transaction costs and/or to generate extra income or further increase the value of your investment.

Additional information: Income earned by the fund is paid into the fund and reflected by an increase in the value of each share. Shares can usually be bought and sold each business day of the fund.

Risk and Reward Profile



Historical data may not be a reliable indication for the future. The risk category shown is not guaranteed and may change over time.

The lowest category does not mean a "risk free" investment.

The risk and reward profile is classified by the level of historical fluctuation of the Net Asset Values of the share class, and within this classification, categories 1-2 indicate a low level of historical fluctuations, 3-5 a medium level and 6-7 a high level.

The value of your investment may fall as well as rise and you may get back less than you originally invested.

The fund may invest in instruments denominated in currencies other than the fund base currency. Changes in currency exchange rates can therefore affect the value of your investment.

This Fund is categorised in risk class 5 because, in accordance with the investment policy, the value of the investments may fluctuate somewhat sharply. Consequently, both the expected return and the potential risk of loss may be above average.

Charges for this fund

The charges you pay are used to pay the costs of running the fund, including the costs of marketing and distributing it. These charges reduce the potential growth of your investment.

One-off charges taken before or after you invest	
Entry charge	0.00%
Exit charge	0.00%
The entry and exit charges shown are maximum figures. In some cases you might pay less - you can find this out from your financial adviser / distributor.	
Charges taken from the fund over a year	
Ongoing charges	0.79%
Charges taken from the fund under certain specific conditions	
Performance fee	N/A

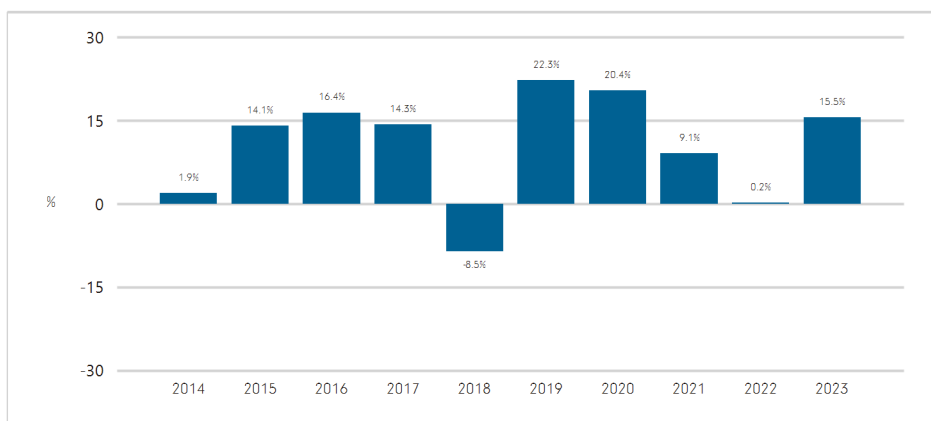
This is the maximum that might be taken out of your money before it is invested or before the proceeds of your investment are paid out.

The ongoing charges figure shown here for this new class is an estimate of the charges. This figure may vary from year to year. It excludes:

- performance fees (where applicable);
- portfolio transaction costs, except in the case of an entry/exit charge paid by the fund when buying or selling units in another collective investment undertaking.

For more information about charges, including the possibility that swing pricing may apply, please consult the most recent Prospectus.

Past Performance



Past performance is not a guide to future performance results.

If any, the past performance shown takes into account the ongoing charges with exception of any applicable entry/exit charges.

The fund was launched on 12 October 1981. This class was launched on 15 October 2012.

Past performance has been calculated in GBP.

If applicable, events in the fund's life which may have affected the performance history are highlighted as an "**"; in the chart, which may include changes to the fund's objective and details of such events can be found on our website or by requesting it from your appointed representative or your usual Fidelity contact. If applicable, the Objectives and Investment Policy section shall refer to a benchmark and information on previous benchmarks may be found in the annual report and accounts.

Practical Information

Depository: JP Morgan Europe Limited.

This key information document describes a sub-fund of Fidelity Investment Funds (the "Fund"). The prospectus and periodic reports are prepared for the entire Fund.

For more information, please consult the prospectus and latest reports and accounts which may be obtained free of charge in English from FIL Investment Services (UK) Limited. These documents and details of the remuneration policy are available via www.fidelityinternational.com.

The tax legislation in United Kingdom may have an impact on your personal tax position. For further details you should consult a tax advisor.

FIL Investment Services (UK) Limited may be held liable solely on the basis of any statement contained in this document that is misleading, inaccurate or inconsistent with the relevant parts of the prospectus of the fund.

The Net Asset Value of the fund is available at the registered office of FIL Investment Services (UK) Limited, and at www.fidelityinternational.com.

The assets and liabilities of the fund are segregated by law from those of other sub-funds and there is no cross-liability among the sub-funds.

You may have the right to switch from this share class into the same or possibly other share class types of another sub-fund of the Fund. Details on switching rules may be found in the Prospectus.

This fund is authorised in United Kingdom and regulated by Financial Conduct Authority (FCA).

FIL Investment Services (UK) Limited is authorised in United Kingdom and regulated by Financial Conduct Authority (FCA).

This key investor information is accurate as at 26/04/2024.



Key Investor Information

This document provides you with key investor information about this Fund. It is not marketing material. The information is required by law to help you understand the nature and the risks of investing in this Fund. You are advised to read it so you can make an informed decision about whether to invest.

Invesco Global Emerging Markets Fund (UK) (the "Fund")

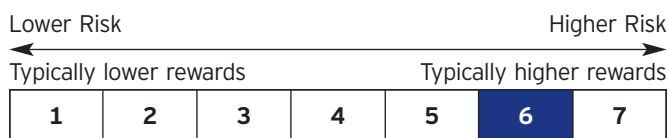
A fund of Invesco Smaller Companies and Markets Investment Series (the "Company") Z Accumulation share class (ISIN: GB00B8N46731) (the "Share Class")

The Fund is managed by Invesco Fund Managers Limited, part of the Invesco Group.

Objectives and Investment Policy

- The objective of the Fund is to achieve long-term (5 years plus) capital growth.
- The Fund invests at least 80% of its assets in shares of companies incorporated, domiciled or carrying out the main part of their economic activity in emerging markets globally. Exposure to emerging markets may be obtained indirectly by investment in securities traded on other markets.
- The Fund may use derivatives (complex instruments) to manage the Fund more efficiently, with the aim of reducing risk, reducing costs and/or generating additional capital or income.
- The Fund has an active investment approach based on stock selection driven by the fund manager's assessment of valuation. The Fund is not constrained by a benchmark and has a flexible approach with no inbuilt bias to country, sector or company size.
- The reference to (UK) in the Fund's name only relates to the Fund's domicile and is unrelated to the Fund's objective and investment policy.
- You can buy, sell and switch shares in the Fund on any Dealing Day (as defined in the Prospectus).
- Any income from your investment will be reinvested.
- Recommendation: The Fund may not be appropriate if you plan to withdraw your money within 5 years.

Risk and Reward Profile



- The Share Class is in risk category 6 due to the rises and falls of its price or simulated data in the past.
- As the Share Class' risk category has been calculated using historical data, it may not be a reliable indication of the Share Class' future risk profile.
- The risk category may change in the future and is not guaranteed.
- The lowest category does not mean a risk free investment.

Other Risks

- The value of investments and any income will fluctuate (this may partly be the result of exchange rate fluctuations) and you may not get back the full amount invested. Over time, inflation may erode the value of investments.
- The Fund invests in emerging and developing markets, where there is potential for a decrease in market liquidity, which may mean that it is not easy to buy or sell securities. There may also be difficulties in dealing and settlement, and custody problems could arise.
- The Fund may use Stock Connect to access China A Shares traded in mainland China. This may result in additional liquidity risk and operational risks including settlement and default risks, regulatory risk and system failure risk.
- The Fund may use derivatives (complex instruments) in an attempt to reduce the overall risk of its investments, reduce the costs of investing and/or generate additional capital or income, although this may not be achieved. The use of such complex instruments may result in greater fluctuations of the value of the Fund. The Manager, however, will ensure that the use of derivatives within the Fund does not materially alter the overall risk profile of the Fund.
- The Fund's performance may be adversely affected by variations in the relative strength of world currencies or if Sterling strengthens against those currencies.
- A more detailed description of risk factors that apply to this Fund is set out in Section 29 of the Prospectus.

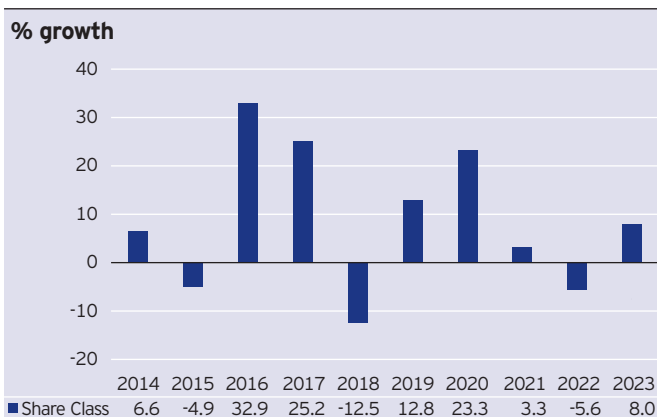
Charges

The charges you pay are used to pay the costs of running the Fund, including the costs of marketing and distributing it. These charges reduce the potential growth of your investment.

One-off charges taken before or after you invest	
Entry charge	None
Exit charge	None
Any charges shown above are the maximum that might be taken out of your money before it is invested.	
Charges taken from the Share Class over a year	
Ongoing charge	0.75%
Charges taken from the Share Class under certain specific conditions	
Performance fee	None

- The ongoing charge figure reflects the fund management fee, a fixed fee. The figure excludes indirect ongoing costs and portfolio transaction costs.
- For a full breakdown of the fund's charges please see the Costs and Charges document on our website: www.invesco.com/uk/icvc-charges

Past Performance



- Fund launch date: 29 June 1987.
- Share Class launch date: 12 November 2012.
- The base currency of the Fund is Sterling.
- Performance figures are calculated in Sterling.
- Performance figures are calculated inclusive of reinvested income and net of the ongoing charge and portfolio transaction costs.
- Past performance is not a guide to future returns.

Practical Information

- Depository: Citibank UK Limited
- The UK tax regime may have an impact on your personal tax position.
- Invesco Fund Managers Limited may be held liable solely on the basis of any statement contained in this document that is misleading, inaccurate or inconsistent with the relevant parts of the Prospectus.
- The Company is structured by having different funds. The assets and liabilities of each fund are segregated by UK Law. As a consequence the assets of the Fund will not be available to meet the liabilities of another fund within the Company.
- You are entitled to switch from this Fund to another fund within the Invesco ICVC fund range on request.
- More share classes are available for this Fund. You can find more information on our website.
- You can check the latest price for this Share Class on our website.
- Information on our remuneration policy is available on our website and can be obtained, free of charge, upon request.
- Further details can be found in the Prospectus and the Annual and Interim Reports, which can be obtained in English, free of charge, from www.invesco.com/UK or by calling us on 0800 085 8677.

This Fund is authorised in the United Kingdom and regulated by the Financial Conduct Authority.
Invesco Fund Managers Limited is authorised in the United Kingdom and regulated by the Financial Conduct Authority.
This Key Investor Information is accurate as at 20 February 2024.

Key Investor Information

This document provides you with key investor information about this Fund. It is not marketing material. The information is required by law to help you understand the nature and the risks of investing in this Fund. You are advised to read it so you can make an informed decision about whether to invest.



Jupiter Asian Income Fund I-Class

I-Class Accumulation Units, ISIN: GB00BZ2YND85

The Manager is Jupiter Unit Trust Managers Limited.

Objectives and investment policy

Objective

The Fund objective is to provide income together with the prospect of capital growth to achieve a return, net of fees, higher than that provided by the FTSE AW Asia Pacific ex-Japan Index over the long term (at least five years). The Fund aims to provide a level of income at least 20% higher than provided by the FTSE AW Asia Pacific Ex Japan Index.

Policy

At least 70% of the Fund is invested in shares of companies based in the Asia Pacific region (excluding Japan but including Australia and New Zealand).

Up to 30% of the Fund may be invested in other transferable securities (including shares of companies based anywhere in the world), open-ended funds (including funds managed by Jupiter and its associates), cash, near cash, money market instruments and deposits.

The Fund may use derivatives (i.e. financial contracts whose value is linked to the expected price movements of an underlying investment) with the aim of reducing the overall costs and/or risks of the Fund.

Strategy

The fund manager blends macroeconomic views with fundamental security-specific company analysis to construct a portfolio which gives investors broad exposure to the Asia-Pacific region, ex-Japan. The fund manager is not constrained by any geographical or sector limits. The fund manager will apply a disciplined process to identify shares of companies which are well-managed, have strong balance sheets and have the ability and willingness to pay sustainable and/or growing dividends over time. The Fund will tend to invest in a carefully selected number of companies where the manager has the highest conviction.

Benchmarks

Target benchmark - FTSE AW Asia Pacific ex-Japan Index

The FTSE AW Asia Pacific ex-Japan Index is an industry standard index and is one of

the leading representations of the Asia Pacific ex-Japan region stock markets. It is easily accessible and provides a fair reflection of the Fund Manager's investment universe and a good relative measure to assess performance outcomes.

Comparator benchmark - IA Asia Pacific Ex Japan Sector

Many funds sold in the UK are grouped into sectors by the Investment Association (the trade body that represents UK investment managers), to help investors to compare funds with broadly similar characteristics. This Fund is classified in the IA Asia Pacific Ex Japan Sector.

Active Management

The Fund is actively managed. This means the fund manager is taking investment decisions with the intention of achieving the Fund's investment objective; this may include decisions regarding asset selection, regional allocation, sector views and overall level of exposure to the market. The fund manager is not in any way constrained by a benchmark in their portfolio positioning, and will not hold all, or indeed may not any, of the benchmark constituents.

Any income arising in relation to this unit class will be accumulated (i.e. automatically reinvested and reflected in the price of the shares).

Investors are able to buy and sell units during any business day between 9am and 5.30pm. If you tell us to buy or sell units before 12pm on any business day we will make the transaction on the same day. If you tell us to buy or sell units after 12pm we will make the transaction on the following business day.

Recommendation

This fund may not be suitable for investors who plan to withdraw their capital within 5 years.

Risk and reward profile

The Risk and Reward Indicator table demonstrates where the Fund ranks in terms of its potential risk and reward. The higher the rank the greater the potential reward but the greater the risk of losing money. It is based on past data, may change over time and may not be a reliable indication of the future risk profile of the Fund. The shaded area in the table below shows the Fund's ranking on the Risk and Reward Indicator.

Typically lower rewards,
lower risk

Typically higher rewards,
higher risk



- The lowest category does not mean 'no risk'.
- The Fund is in this category due to the nature of its investments and previous levels of volatility (how much the value of the Fund rises and falls).
- **Currency (FX) Risk** - The Fund can be exposed to different currencies and movements in foreign exchange rates can cause the value of investments to fall as well as rise.
- **Pricing Risk** - Price movements in financial assets mean the value of assets can fall as well as rise, with this risk typically amplified in more volatile market conditions.
- **Emerging Markets Risk** - Emerging markets are potentially associated with higher levels of political risk and lower levels of legal protection relative to developed markets. These attributes may negatively impact asset prices.
- **Market Concentration Risk (Geographical Region/Country)** - Investing in a particular country or geographic region can cause the value of this investment to rise or fall more relative to investments whose focus is spread more globally in nature.
- **Market Concentration Risk (Number of holdings)** - The Fund holds a relatively small number of stocks and may therefore be more exposed to under-performance of a particular company or group of companies compared to a portfolio that invests in a greater number of stocks.
- **Derivative risk** - the Fund may use derivatives to reduce costs and/or the overall

risk of the Fund (this is also known as Efficient Portfolio Management or "EPM"). Derivatives involve a level of risk, however, for EPM they should not increase the overall riskiness of the Fund.

- **Liquidity Risk (general)** - During difficult market conditions there may not be enough investors to buy and sell certain investments. This may have an impact on the value of the Fund.
- **Counterparty Risk** - the risk of losses due to the default of a counterparty e.g. on a derivatives contract or a custodian that is safeguarding the Fund's assets.
- **Charges from capital** - All of the Fund's charges are taken from capital. Should there not be sufficient capital growth in the Fund this may cause capital erosion.
- **Stock Connect Risk** - Stock Connect is governed by regulations which are subject to change. Trading limitations and restrictions on foreign ownership may constrain the Fund's ability to pursue its investment strategy.
- For a more detailed explanation of risk factors, please refer to the "Risk Factors" section of the Scheme Particulars.

Charges

One-off charges taken before or after you invest

Entry charge	0.00%
Exit charge	0.00%

This is the maximum that might be taken out of your money before it is invested and before the proceeds of your investment are paid out. In some cases, you might pay less and you can find out the actual entry and exit charges from your financial adviser or distributor.

Charges taken from the Fund over a year

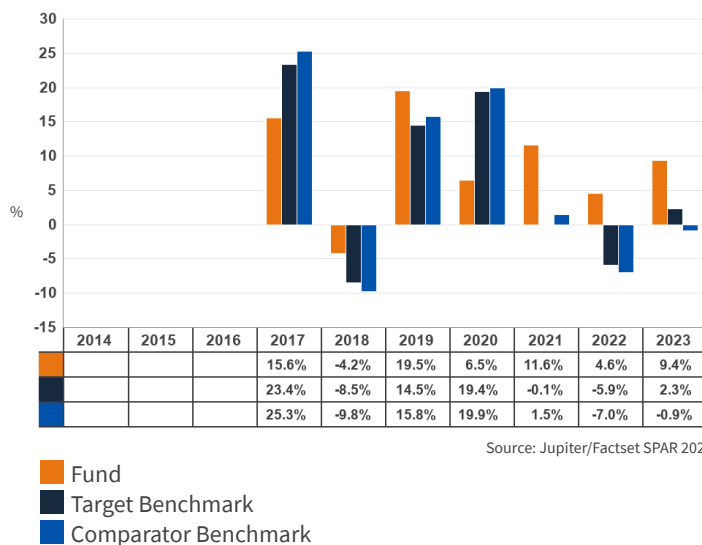
Ongoing charges	1.01%
-----------------	-------

Charges taken from the Fund under specific conditions

Performance fee	NONE
-----------------	------

- The charges you pay are used to pay the costs of running the Fund, including the costs of marketing and distributing it. These charges reduce the potential growth of your investment.
- The ongoing charges figure is based on the fixed annual charge as detailed in the Scheme Particulars. With effect from 23/02/24 the fixed annual charge may be subject to a discount based on the value of the Fund's scheme property. The current discount rate, if applicable, can be found at www.jupiteram.com/tiered-pricing. Where the Fund invests in other underlying funds, which may include closed-ended funds such as investment trusts, the ongoing charges figure will include the ongoing charges for those funds, and will therefore vary from year to year. The ongoing charges figure excludes portfolio transaction costs, except in the case of an entry/exit charge paid by the Fund when buying or selling shares in another collective investment undertaking.
- Further information about charges is available in sections 18 and 19 of the Scheme Particulars which are available from Jupiter on request.

Past performance



- Past performance is not a guide to future performance.
- Fund launch date: 02/03/2016
- Share/unit class launch date: 02/03/2016
- Performance is calculated in GBP.
- The past performance shown in the chart includes all charges except any entry and exit charges.
- Target Benchmark - FTSE AW Asia Pacific ex-Japan
- Comparator Benchmark - IA Asia Pacific Excluding Japan

Practical information

- The Trustee and Depositary of the Fund is Northern Trust Investor Services Limited ("NTISL"). NTISL has delegated custody services to The Northern Trust Company, London Branch.
- Further information can be found by requesting the Scheme Particulars or annual and half-yearly report and accounts which are available from Jupiter on request by contacting our Customer Services Team on 0800 561 4000. These documents are available in English and are free of charge.
- Jupiter operates a Group-wide remuneration policy, overseen by an independent Remuneration Committee. Details of this policy, including an overview of remuneration elements and associated governance processes, are set out on our website <https://www.jupiteram.com/remuneration-policy/>. A paper copy of these Remuneration Disclosures is available free of charge, upon request.
- Unit prices can be found by visiting the Jupiter website, www.jupiteram.com.
- Tax law may have an impact on your own tax position. We advise you to take tax advice where necessary.
- Jupiter Unit Trust Managers Limited may be held liable solely on the basis of any statement contained in this document that is misleading, inaccurate or inconsistent with the relevant parts of the Scheme Particulars of the Fund.
- Other unit classes are available. Further information is available from Jupiter on request.