

Key Investor Information

This document provides you with the key investor information about this Fund. It is not marketing material. The information is required by law to help you understand the nature and the risks of investing in this Fund. You are advised to read it so you can make an informed decision about whether to invest.

Trojan Ethical Fund (the "Fund"), X Accumulation, a fund within Trojan Investment Funds (the "Company") (ISIN: GB00BKTW4R13)

Waystone Management (UK) Limited is the Authorised Corporate Director of the Fund

Objective and investment policy

Objective

To seek to achieve growth in capital (net of fees), ahead of inflation, as measured by the UK Retail Prices Index, over the longer term (5 to 7 years).

There is no guarantee that the objective will be met or that capital growth will be delivered over any time period and you may get back less than you invest.

Investment Policy

To invest globally in a range of asset classes including equities (company shares) and equity related securities (investments whose value is linked to the performance of the shares in one or more companies), bonds (for example, loans to either a company or government that pay interest), money market instruments (for example, short term loans that pay interest), deposits and cash and indirectly private equity and precious metals (e.g. gold). Exposure to these asset classes may be achieved by investing in investment trusts and other funds (including those managed by the Manager, the Investment Manager and their associates). The Fund will invest in line with the requirements of the Investment Manager's Climate Change Mitigation Policy (as further described in the Investment Strategy in the prospectus).

Investments will not be made in companies which derive material exposure to revenues from fossil fuels, pornography, tobacco, alcohol, gambling, high interest rate lending and certain types of armaments. Investment in government debt is limited to that issued by Canada, France, Germany, Italy, Japan, the UK and the US (commonly known as the "G7"). Not all asset types are subject to ethical exclusion criteria. A document setting out the Fund's ethical exclusion criteria is available at www.waystone.com. You should read this document before investing.

The Investment Manager's asset allocation decisions will be based on various factors including analysis of economic conditions, interest rates and inflation. The Investment Manager will seek to buy investments which it considers have the ability to grow in value over time.

The Investment Manager aims to construct a portfolio for the Fund that seeks to promote climate change mitigation through an investment process which assesses a company's alignment to, or commitment to align to net zero greenhouse gas emissions by 2050. Exposure to asset classes will be varied and at times less than 50% of the Fund may be invested in these companies. The Investment Manager also assesses the corporate governance practices of companies in which the Fund may invest. The asset classes to which this investment process applies are set out in the Investment Manager's Climate Change Mitigation Policy on the Investment Manager's website at www.taml.co.uk. It does not apply to other assets within the Fund.

Other features of the Fund:

- The Fund is actively managed. The Investment Manager uses its expertise to select investments for the Fund and has the discretion to invest without the need to adhere to a particular benchmark.
- Whilst the Fund can invest in different asset classes it may not have exposure to all asset classes at all times.
- The Fund can invest across different geographic areas and industry sectors without limitation.
- You can buy and sell shares in the Fund on each business day.
- Income from the Fund will be added to the value of your investment
- Derivatives (whose value is linked to that of another investment, e.g. company shares, currencies) may be used to manage the risk profile of the Fund.
- Recommendation: This Fund may not be appropriate for investors who plan to withdraw their money within 5 years.

Risk and reward profile



- This indicator shows how much a fund may have risen and fallen in the past, and therefore how much a fund's returns may have varied. It is a measure of a fund's volatility. As the Fund has less than 5 years price history, this calculation incorporates the volatility of an appropriate benchmark index. The higher a fund's past volatility the higher the number on the scale and the greater the risk that investors in that fund may have made losses as well as gains.
- The Fund has been classed as 4 because its volatility has been measured as average.
- This indicator may not be a reliable indication of the future risk profile of this Fund.
- The risk and reward profile shown is not guaranteed to remain the same and may change over time. Number 1 on the scale does not mean that a fund is risk free.
- Currency Risk: As the Fund can be exposed to different currencies, changes in exchange rates may decrease the value of your investment.

- Counterparty Risk: The failure of a firm involved in a transaction with the Fund or providing services to the Fund may expose the Fund to financial loss.
- Derivative Risk: A derivative may not perform as expected and may create losses greater than its cost.
- Changes in Interest Rate Risk: A rise in interest rates generally causes bond prices to fall.
- Credit Risk: The value of a bond may be affected by its credit rating, the lower the rating the higher the risk of the issuer not paying interest or repaying the loan.
- Ethical investments: The Fund is prevented from investing in certain sectors or companies. This narrower range may constrain the Fund's performance. If an investment no longer meets the ethical exclusion criteria it will be sold and the price obtained may be less than could be obtained if a forced sale was not required.
- Alternative Investment Risk: The Fund may invest in other investment vehicles to gain indirect exposure to alternative investments, such as precious metals and private equity. Exposure to such investments can involve a higher degree of risk that may increase the risk of investment loss. The performance of such vehicles can be volatile and there is a risk that investors may experience a delay in receiving redemption proceeds.
- For more information about the Fund's risks please see the Risk Factors section of the prospectus which is available at www.waystone.com.

Charges for this Fund

The charges you pay are used to pay the costs of running the Fund. These charges reduce the potential growth of your investment.

One-off charges taken before or after you invest	
Entry Charge	5.00%
This is the maximum that might be taken out of your money before it is invested.	
Exit Charge	None
Charges taken from the Fund over the year	
Ongoing Charges	0.87%
Charges taken from the Fund under certain specific conditions	
Performance Fee	None

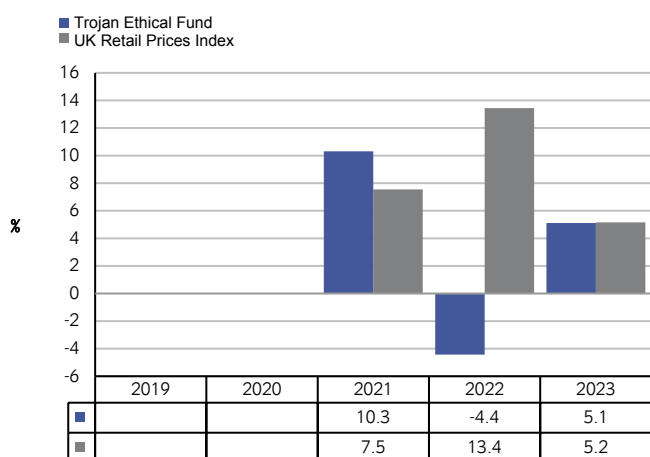
The entry charge shown is a maximum figure. In some cases investors may pay less. You can find out the actual charges from your financial advisor or distributor.

The ongoing charges figure is capped at 0.87% until further notice. If the cap was not in place, the uncapped ongoing charge figure would be 0.91% based on expenses as at 31 January 2023. The ongoing charges are taken from the income of the Fund. They exclude portfolio transaction costs, except in the case of an entry/exit charge paid by the Fund when buying or selling units in another collective investment undertaking.

You may also be charged a dilution levy (an amount to cover dealing costs incurred by the Fund) on entry to or exit from the Fund. This is normally only charged when the dealing costs are significant.

For more information about charges, please see the Company's prospectus which is available at www.waystone.com.

Past performance



- Past performance is not a guide to future performance.
- Launch date for the Fund: March 2019.
- Launch date for the share class: 28 February 2020.
- Past performance takes into account all charges and costs
- Past performance is calculated in GBP

Practical information

Trojan Investment Funds	This key investor information document describes a fund within the Company. The prospectus and periodic reports are prepared for the entire company.
Documents	You can obtain further detailed information regarding the Fund and the Company's latest Value Assessment report, its Prospectus, latest annual reports and any subsequent half yearly reports free of charge from the Authorised Corporate Director by calling 0345 608 0950 or visiting www.waystone.com and also by request in writing to Waystone Management (UK) Limited, PO Box 389, Darlington, DL1 9UF. Details of Waystone Management (UK) Limited remuneration policy (including a description of how remuneration and benefits are calculated and the composition of the remuneration committee) are available at www.waystone.com or by requesting a paper copy free of charge (see above for contact details).
Prices of shares and further information	You can check the latest prices by calling 0345 608 0950 or by visiting our website www.waystone.com .
Right to switch	Subject to any restrictions on the eligibility of investors for a particular share class, a shareholder in one fund may be able at any time to switch all or some of their shares in one fund for shares in another fund in the company. Please see the prospectus for full details.
Fund Segregation	The Company is an umbrella fund with segregated liability between funds. This means that the holdings of this Fund are maintained separately under UK law from the holdings of other funds of the Company and your investment in this Fund will not be affected by any claims against another fund of the Company.
Depository	The Bank of New York Mellon (International) Limited
Tax	UK tax legislation may have an impact on your personal tax position.
Liability	Waystone Management (UK) Limited may be held liable solely on the basis of any statement contained in this document that is misleading, inaccurate or inconsistent with the relevant parts of the prospectus for the Company.

This Fund is authorised in the United Kingdom and regulated by the Financial Conduct Authority (FCA). Waystone Management (UK) Limited is authorised in the United Kingdom and regulated by the FCA.

This key investor information is accurate as at 09/08/2024.

Non-UCITS retail scheme Key Investor Information

This document provides you with key investor information about this Fund. It is not marketing material. The information is required by law to help you understand the nature and the risks of investing in this Fund. You are advised to read it so you can make an informed decision about whether to invest.

M&G Global Target Return Fund

a sub-fund of M&G Investment Funds (11)

Sterling Class I – Accumulation shares ISIN no. GB00BYM55C75

Managed by M&G Securities Limited

Objective and investment policy

Objective: The fund aims to provide a combination of capital growth and income of at least the Sterling Overnight Index Average (SONIA) plus 2-4% a year (before charges) over any three-year period and in any market condition.

The fund aims to achieve this while seeking to limit losses and minimise the degree to which the value of its assets changes over time. Managing the fund in this way reduces its ability to achieve returns significantly above SONIA plus 2-4%.

SONIA reflects the average interest rate that banks pay to borrow sterling overnight from other financial institutions.

There is no guarantee that the fund will achieve a positive return over any period. Investors may not get back the original amount they invested.

Core investment: The fund typically invests via derivatives in a mix of assets from anywhere in the world, including bonds, company shares, cash and assets that can be turned quickly into cash. The fund may also invest in these assets directly or through other funds.

Derivatives usage: For investment purposes and to reduce risk and cost.

Strategy in brief: The fund has a highly flexible investment approach, with the freedom to invest in different types of assets from anywhere in the world. The fund manager can allocate capital between asset classes in response to changing economic conditions and asset prices moving below their 'fair' value where investors react emotionally to events. The blend of assets held in the fund is regularly adjusted depending on where the manager sees the most value, and to manage risks in order to limit losses. The fund manager looks to manage risk by combining diversified and relatively uncorrelated assets (which are affected by market conditions in different ways) and by employing derivatives strategies to help protect or profit from falling markets. Where the fund manager believes it appropriate, the fund may hold a high level of cash.

Benchmark: SONIA + 2-4%

The benchmark is a target which the fund seeks to achieve. The rate has been chosen as the fund's benchmark as it is an achievable performance target and best reflects the scope of the fund's investment policy. The benchmark is used solely to measure the fund's performance objective and does not constrain the fund's portfolio construction.

The fund is actively managed. The fund manager has complete freedom in choosing which assets to buy, hold and sell in the fund.

For unhedged and currency hedged share classes, the benchmark is shown in the share class currency.

Additional information can be found on the M&G website, including:

- a [glossary](#) providing an explanation of some terms used in this document.
- the Prospectus including the fund's objective and investment policy.

Other information

You can buy and sell shares in the fund on any business day. Instructions received before 12 noon will be dealt at that day's price.

Any income from the fund will be rolled up into the value of your investment.

In addition to the charges set out in the charges section, the fund will incur portfolio transaction costs which are paid from the assets of the fund. These may have a material impact on your returns.

Recommendation: This fund may not be appropriate for investors who plan to withdraw their money within 3 years.

Risk and reward profile



■ The above risk and reward indicator is based on historical data and may not be a reliable indication of the future risk profile of this share class. This Share Class is categorised in risk class 4 because its Net Asset Value has shown medium rises and falls in value historically.

- The risk number shown is not guaranteed and may change over time.
- The lowest risk number does not mean risk free.

The main risks that could affect performance are set out below:

- The value and income from the fund's assets will go down as well as up. This will cause the value of your investment to fall as well as rise. There is no guarantee that the fund will achieve its objective and you may get back less than you originally invested.
- An 'absolute return' fund may not move in line with market trends or fully benefit from a positive market environment.
- Investments in bonds are affected by interest rates, inflation and credit ratings. It is possible that bond issuers will not pay interest or return the capital. All of these events can reduce the value of bonds held by the fund.
- The fund may use derivatives to profit from an expected rise or fall in the value of an asset. Should the asset's value vary in an unexpected way, the fund will incur a loss. The fund's use of derivatives may be extensive and exceed the value of its assets (leverage). This has the effect of magnifying the size of losses and gains, resulting in greater fluctuations in the value of the fund.
- The fund can be exposed to different currencies. Movements in currency exchange rates may adversely affect the value of your investment.
- Investing in emerging markets involves a greater risk of loss due to greater political, tax, economic, foreign exchange, liquidity and regulatory risks, among other factors. There may be difficulties in buying, selling, safekeeping or valuing investments in such countries.
- In exceptional circumstances where assets cannot be fairly valued, or have to be sold at a large discount to raise cash, we may temporarily suspend the fund in the best interest of all investors.
- The fund could lose money if a counterparty with which it does business becomes unwilling or unable to repay money owed to the fund.
- Operational risks arising from a failure or delay in operational processes and systems, or the failure of a third party provider may affect the value of your investments. Where this results in compensation needing to be paid, this may be paid some time after the original loss is experienced.

Further details of the risks that apply to the fund can be found in the fund's Prospectus at www.mandg.co.uk/literature

Charges

The charges shown in the table are used to pay the costs of running the fund, including the costs of marketing and distributing it. These charges reduce the potential growth of your investment.

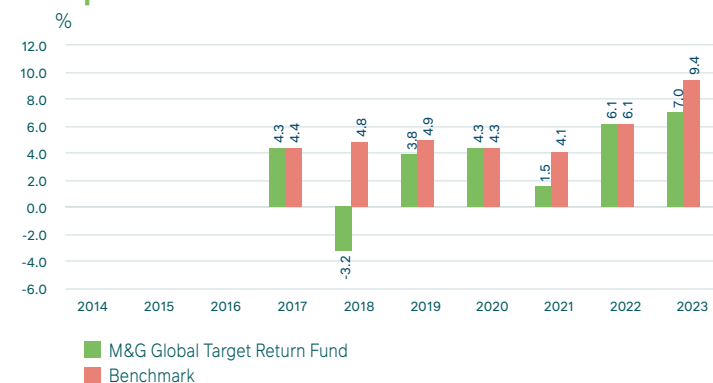
One-off charges taken before or after you invest	
Entry charge	0.00%
Exit charge	0.00%
This is the maximum that might be taken out of your money before it is invested or before the proceeds of your investment are paid out.	
Charges taken from the fund over a year	
Ongoing charge	0.52%
Charges taken from the fund under certain specific conditions	
Performance fee	None

The entry and exit charges shown are the maximum figures and, in some cases, you may pay less. You can find out the exact charges which apply to your investment by contacting your financial adviser or distributor or, if you have invested directly with us, you can contact us using the details given in the practical information section.

The ongoing charge is based on expenses for the period/year ending 30 April 2024. This figure may change from year to year. It excludes portfolio transaction costs. This figure includes extraordinary expenses and underlying charges for closed-ended-funds, such as investment trusts and Real Estate investment trusts.

For more information on charges, please see the relevant sections of the Prospectus at www.mandg.co.uk/literature

Past performance



- Past performance is not a guide to future performance.
- Performance calculation includes UK taxes. It does not take into account the entry and exit charges but does take into account the ongoing charge and the Performance fee, as shown in the charges section.
- The fund launched on 13 December 2016 and the Sterling Class I Accumulation share class launched on 13 December 2016.
- Performance is calculated using Sterling Class I Accumulation shares.
- Benchmark performance has been calculated in GBP.
- Prior to 20 July 2021 the benchmark was 3 month GBP LIBOR +4%. With effect from 20 July 2021 the benchmark will be SONIA + 2-4%.

Practical information

The depositary is NatWest Trustee and Depositary Services Limited.

For more information about this fund, please visit www.mandg.co.uk/literature where you will find a copy of the Prospectus, Instrument of Incorporation and the latest annual or interim Investment Report and Financial Statements. These documents are in English and are available free of charge. Our website also provides other information such as share prices.

UK tax laws apply to the fund, and this may affect your personal tax position. Please speak to an adviser for more information.

The fund is a sub-fund of M&G Investment Funds (11), an umbrella Open Ended Investment Company (OEIC). The Prospectus, and annual or interim Investment Report and Financial Statements contain information about all of the sub-funds in M&G Investment Funds (11).

The assets of each sub-fund within the umbrella OEIC are segregated by law. This means that the assets belong exclusively to that sub-fund and shall not be used or made available to pay the debts of any other sub-fund or the umbrella OEIC.

You may switch between other sub-funds of M&G Investment Funds (11). An entry charge may apply. Details on switching are provided in the Important Information for Investors document and the fund's Prospectus, or by calling M&G Customer Relations on 0800 390 390.

Other share classes may exist for the fund as set out in the relevant Prospectus.

For up-to-date details of the staff remuneration policy that applies to M&G Securities Limited, including a description of how remuneration and benefits are calculated, the make-up of the remuneration committee, and the identities of persons responsible for awarding the remuneration and benefits, please visit www.mandg.co.uk/remuneration. We will provide a paper copy of this information, free of charge, if you require one.

This Fund is authorised in the UK and regulated by the Financial Conduct Authority. M&G Securities Limited is authorised in the UK and regulated by the Financial Conduct Authority.

This key investor information is accurate as at 02 September 2024.

KEY INVESTOR INFORMATION



This document provides you with key investor information about this Fund. It is not marketing material. The information is required by law to help you understand the nature and the risks of investing in this Fund. You are advised to read it so you can make an informed decision about whether to invest.

Aviva Investors Multi-Strategy Target Return Fund, Class 2, Accumulation shares, GBP, a sub-fund of the Aviva Investors Investment Funds ICVC (ISIN: GB00BMJ6DT26). The Fund is managed by Aviva Investors UK Fund Services Limited.

OBJECTIVES AND INVESTMENT POLICY

Objective: To deliver a positive return over rolling three year periods regardless of the prevailing stock market environment. The Fund aims to generate a positive return, on average 5% per annum above the Bank of England Base Rate before the deduction of charges, over rolling three year periods. In seeking to target this level of return the Fund also aims to manage volatility to a target of less than half the volatility of global equities, measured over the same rolling three year periods. These aims, however, are not guaranteed and it may not always be possible to achieve positive returns or to achieve the target level of volatility over rolling three year periods, or over any period of investment. Consequently, investors' capital is at risk.

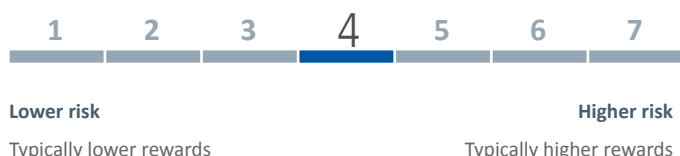
Core investment: The Fund invests across a broad range of global asset classes (including emerging markets) that may include shares of companies, bonds (both corporate and government), cash, commodities, indirect property, and currencies. Other funds (including funds managed by Aviva Investors companies) may also be used to gain exposure to these asset classes. The Fund will make significant use of derivative instruments for investment purposes including: futures, options, swaps, swaptions and forwards.

Strategy: The Fund is actively managed and the Investment Manager may take both long and synthetic short positions and derivative usage may include but is not limited to derivatives on interest rates, inflation rates, bonds, credit, equity, financial indices, volatility, dividend payments and currencies. Derivatives usage may be for the purposes of hedging, efficient portfolio management, or investment purposes and may be exchange traded or traded off exchange through market counterparties. The use of derivative instruments as part of the investment policy will mean that the Fund may, from time to time, have substantial holdings in liquid assets including deposits and money market instruments.

Environmental, Social and Governance (ESG) factors: ESG factors are integrated into the investment process and are considered alongside a range of financial metrics and research, but the Investment Manager retains discretion over which investments are selected. We also actively engage with companies and use voting rights with the aim of positively influencing company behaviour and helping to create competitive returns. In addition, the Fund has limited exclusions based on Aviva Investors' UK Responsible Investment policy. Further information on how we integrate ESG and the Aviva Investors UK Responsible Investment policy into our investment approach, and how we engage with companies is available on our website and in the prospectus.

Performance & Risk Measurement: The Fund aims to generate returns which exceed the Bank of England base rate, which has been chosen as the market standard indicator of the risk-free rate of return. The Fund targets 5% above this rate because that is the level of outperformance that the Investment Manager believes to be realistic for this strategy alongside the volatility aim.

RISK AND REWARD PROFILE



This indicator is based on historical data, calculated using European Union rules, and may not be a reliable indication of the future risk profile of the Fund.

The risk and reward category shown is not guaranteed to remain unchanged and may change over time. The lowest category does not mean 'risk free'.

The value of investments and the income from them will change over time.

The Fund price may fall as well as rise and as a result you may not get back the original amount you invested.

The Fund has been allocated a risk number based on the historic volatility of its share price or where insufficient information is available appropriate asset classes.

Counterparty risk: The Fund could lose money if an entity with which it does business becomes unwilling or is unable to meet its obligations to the Fund.

Currency risk: Changes in currency exchange rates could reduce investment gains or increase investment losses. Exchange rates can change rapidly,

The Fund is managed to a defined risk target - linked to the volatility of global equities. Volatility measures how much the returns of the Fund may fluctuate and is an indicator of the level of risk taken by the Investment Manager.

The Fund is expected to operate with a volatility no greater than 50% of that of Global Equities, however, there may be times where the Fund operates above this target. The Index we use to represent global equities is the MSCI® All Country World Index (Local Currency) (the Index). The Fund's volatility is compared against the Index's daily volatility, annualised, over 3-year rolling periods.

The Index comprises large and medium sized companies, as determined by their market capitalisation (total market value of a company's outstanding shares), from both developed and emerging markets, and the Index is designed to provide a broad measure of global equity market performance.

The Index has been selected as a benchmark due to the broad range of companies that it represents, and it is therefore an appropriate measure of the volatility of global equities.

Note: MSCI makes no express or implied warranties or representations and shall have no liability whatsoever with respect to any MSCI data contained herein. The MSCI data may not be further redistributed or used as a basis for other indices or any securities or financial products. This report is not approved, endorsed, reviewed or produced by MSCI. None of the MSCI data is intended to constitute investment advice or a recommendation to make (or refrain from making) any kind of investment decision and may not be relied on as such.

Recommendation: this Fund may not be appropriate for investors who plan to withdraw their money within 5 years.

Other information: You can buy and sell shares on any London business day.

This is an accumulation share class and any income from the Fund will remain in the Fund and is reflected in the share price.

For full investment objectives and policy details please refer to the Prospectus.

significantly and unpredictably.

Derivatives risk: Derivatives are instruments that can be complex and highly volatile, have some degree of unpredictability (especially in unusual market conditions), and can create losses significantly greater than the cost of the derivative itself.

Hedging risk: Any measures taken to offset specific risks will generate costs (which reduce performance), could work imperfectly or not at all, and if they do work will reduce opportunities for gain.

Illiquid securities risk: Certain assets held in the Fund could, by nature, be hard to value or to sell at a desired time or at a price considered to be fair (especially in large quantities), and as a result their prices could be very volatile.

Commodity Investment The prices of commodities are generally more volatile than investments in more traditional securities such as equities and fixed income. Investment into commodity instruments which are physically backed may have limited recourse, and if the value of the commodities held is insufficient to meet payment obligations the Fund may suffer losses.

Leverage risk: A small price decline on a "leveraged" underlying investment will create a correspondingly larger loss for the Fund. A high overall level of leverage and/or unusual market conditions could create significant losses for the Fund.

Multi-strategy risk: Because the Fund is exposed to the risks of multiple

markets and asset classes, there is a risk that some or all of its strategies may not perform or correlate as expected.

Stock and Bond Connect risk: The Fund may invest in China A-Shares via Stock Connect, or bonds on the China Interbank Bond Market via Bond Connect which may entail additional clearing and settlement, regulatory,

operational and counterparty risks.

Full information on the risks applicable to the Fund is detailed in the Prospectus.

CHARGES

One-off charges taken before or after you invest

Entry charge None

Exit charge None

Charges taken from the Fund over a year

Ongoing charges 0.85%

The entry and exit charges shown are the maximum that might be taken out of your money before it is invested / before the proceeds of your investment are paid out.

The ongoing charges figure is based on last year's expenses for the year ending 15 October 2023. The figure for ongoing charges excludes performance fees and portfolio transaction costs, except in the case of an entry/exit charge paid by the Fund when buying or selling units in another collective investment undertaking.

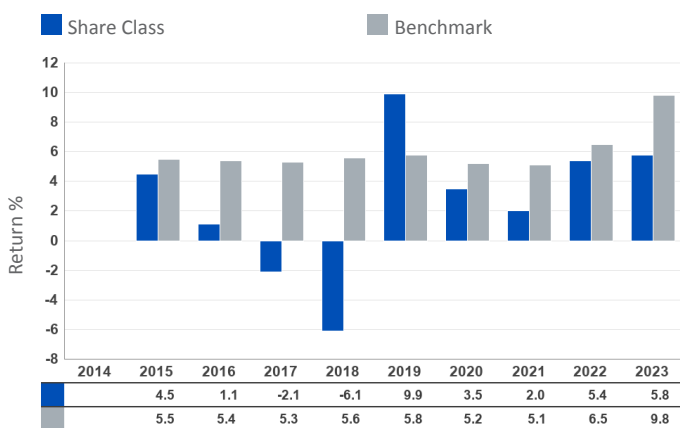
For more information about charges please see the charges sections of the Fund's Prospectus.

Charges taken from the Fund under certain specific conditions

Performance fee None

The charges you pay are used to pay the costs of running the Fund, including the costs of marketing and distributing it. These charges reduce the potential growth of your investment.

PAST PERFORMANCE



Past performance is no guide to future performance.

The past performance shown in the chart opposite takes into account all charges except entry charges.

The Share Class was launched on 01 July 2014.

Performance is calculated in the Share Class currency which is GBP.

Source: Aviva Investors/Morningstar as at 31 December 2023.

PRACTICAL INFORMATION

Depositary - J.P. Morgan Europe Limited.

More practical information about the Fund and copies of the Prospectus and the latest annual and half yearly reports are available free of charge from Aviva Investors UK Fund Services Limited PO Box 10410, Chelmsford, CM99 2AY. These documents will be in English and cover the whole ICVC.

The latest published price of shares in the Fund and other information on the Fund, including how to buy and sell shares, is also available at www.avivainvestors.co.uk.

Shares other than Class 2 are offered by the Fund, as set out in the Prospectus.

You may switch between funds in the Aviva Investors Investments Funds ICVC. Details on switching are provided in the Prospectus.

The Fund is subject to the tax laws and regulations of the United Kingdom. Depending on your own country of residence, this might have an impact on your investment.

The liabilities of the Fund are segregated and the assets of this Fund will not be used to pay debts of other funds.

Aviva Investors UK Fund Services Limited may be held liable solely on the basis of any statement contained in this document that is misleading, inaccurate or inconsistent with the relevant parts of the Prospectus for the Fund.

The sub-fund launched on 01 July 2014, is authorised in the United Kingdom and regulated by The Financial Conduct Authority. Aviva Investors UK Fund Services Limited is authorised in the United Kingdom and regulated by The Financial Conduct Authority.

The details of the up-to-date remuneration policy of the Management Company, including the composition of its remuneration committee, a description of the key remuneration elements and an overview of how remuneration is determined, are available on the website www.avivainvestors.com. A paper copy of the remuneration policy can be made available upon request and free of charge at the Management Company's registered office.

Purpose

This document provides you with key information about this investment product. It is not marketing material. The information is required by law to help you understand the nature, risks, costs, potential gains and losses of this product and to help you compare it with other products.

Royal London Absolute Return Government Bond Fund a sub-fund of Royal London Asset Management Funds plc Accumulation - Class M GBP Shares (IE00BP268849)

Manufacturer: FundRock Management Company S.A.

Central Bank of Ireland is responsible for supervising FundRock Management Company S.A. in relation to this Key Information Document.

This PRIIP is authorised in Ireland.

FundRock Management Company S.A. is authorised in Luxembourg and regulated by the Commission de Surveillance du Secteur Financier (CSSF).

Contact details: FundRock Management Company S.A., 33 Rue de Gasperich, 5826 Hesperange, Luxembourg, for more information call +352 27 111 1 or visit www.fundrock.com

This document was produced on 1 July 2024.

What is this product?

Type:

This product is a UCITS Fund.

Term:

This product is open-ended which means it has no fixed term or maturity.

The fund may be terminated if:

- the Shareholders of the Fund pass a special resolution to approve the redemption of all the Shares in the Fund; or
- after the first anniversary of the Closing Date for the relevant Fund or Class (as appropriate) if the Net Asset Value of the relevant Fund or Class (as appropriate) falls below the figure specified in the Relevant Supplement;
- if the Management Company in consultation with the Company deems it appropriate because of adverse, political, economic, fiscal or regulatory changes affecting the Fund or Class; and
- the Depositary has served notice of its intention to retire under the terms of the Depositary Agreement (and has not revoked such notice) and no new depositary has been appointed by the Management Company with the approval of Central Bank within 90 days of the date of service of such notice.

Objectives:

The investment objective of the Fund is to target absolute positive capital growth on an active basis. The Fund invests in a portfolio comprising of fixed and/or floating rate investment grade global government bonds (both nominal and inflation linked); fixed rate investment grade global bonds issued by supranational entities; AAA fixed and/or floating rate securities (including floating rate notes and covered bonds, which are corporate bonds with recourse to a pool of assets that secures the bond); supranational and sovereign floating rate notes and financial derivative instruments.

The Fund seeks to achieve its investment objective by outperforming its benchmark, the Sterling Overnight Index (the "Benchmark") on an annual basis by 2.5% over rolling three year periods and aims to provide positive performance over 12 month periods. The Benchmark is being used by the Fund for performance comparison purposes only and the Fund does not intend to track it.

The Fund may vary the average maturity of the securities in the Fund and there is no restriction on the maturity of any individual security. The exception to this is with regards to investment in investment grade corporate bonds which are restricted to having remaining time to maturity

of less than 3 years (this applies to investment grade corporates that are not AAA rated secured bonds or AAA rated covered bonds or bonds issued by supranational entities). The Fund does not expect exposure to investment grade corporate bonds to exceed approximately 20% of the Net Asset Value (NAV) of the Fund. Any investment grade corporate bonds with ratings of less than A- are limited to 10% of the NAV of the Fund.

The Fund may use derivatives to achieve the investment objective, for hedging against anticipated movements in a market or a security, or where it is more economically effective than directly holding the underlying asset as well as for efficient portfolio management purposes. The Fund will simultaneously take long positions in assets which it believes are undervalued and short positions in assets that it believes are overvalued. The Fund will generally offset long and short positions with the aim of minimising interest rate risk. The Fund's total market exposure (excluding any hedges put in place) may vary in time and range from a maximum long position of 300% to a maximum short position of 300% of the Net Asset Value of the Fund. The Fund may however take positions which do not have an exact offset in order to increase or decrease the interest rate risk.

The Fund will not invest in any other collective investment scheme. The Fund may, subject to the investment restrictions set out in the Prospectus, hold cash and/or ancillary liquid assets such as cash deposits and money market instruments.

Other share classes may be available as described in the Prospectus. If this is an income share class, any income will be paid out to you as dividends. If this is an accumulation share class, any income will be reinvested in the Fund.

Intended retail investor:

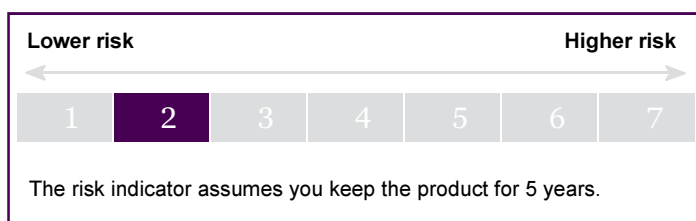
The Royal London Absolute Return Government Bond Fund is suitable for Retail Investors who have received advice and who understand and are prepared to accept the risks associated with the Fund. The Fund is suitable for investors with a growth objective and a medium investment time horizon. The Fund is not suitable for investors who cannot bear any level of loss or are looking for a level of guaranteed preservation of Capital. The maximum loss possible is the value of the Investment made by the Investor.

You can buy and sell your shares on each working day in London, except public holidays, at 5.00pm (Irish time) if you tell us before 5.00pm (Irish time) that you want to do so. Instructions received after 5.00pm (Irish time) will be processed at 5.00pm (Irish time) on the following working day.

The Depositary of the Fund is: State Street Custodial Services (Ireland) Limited.

What are the risks and what could I get in return?

Risk Indicator



The summary risk indicator is a guide to the level of risk of this product compared to other products. It shows how likely it is that the product will lose money because of movements in the markets.

You may not be able to sell your product easily or you may have to sell at a price that significantly impacts on how much you get back.

We have classified this product as 2 out of 7, which is a low risk class.

This rates the potential losses from future performance and poor market conditions could impact the value of your investment. There are no assurances that the objective of the product will be achieved and the value of your investment may fall and you may get back less than you invested.

Be aware of currency risk. If you invest in a currency that differs from the base currency of the fund you may be exposed to currency risk and your final return will depend on the exchange rate between the two currencies. This risk is not considered in the indicator shown above.

The value of your investment may be impacted by changes in currency exchange rates.

In addition to market risk, this product is also exposed to risks associated with credit, derivatives, liquidity, counterparty exposure, interest rate and exchange rate movements.

This product does not include any protection from future market performance so you could lose some or all of your investment.

Performance scenarios

The figures shown include all the costs of the product itself, but may not include all the costs that you pay to your advisor or distributor. The figures do not take into account your personal tax situation, which may also affect how much you get back. What you will get from this product depends on future market performance. Market developments in the future are uncertain and cannot be accurately predicted. The unfavourable, moderate, and favourable scenarios shown are illustrations using the worst, average, and best performance of the fund or benchmark over the last 10 years. The stress scenario shows what you might get back in extreme market circumstances. **Markets could develop very differently in future.**

Recommended Holding Period: 5 years			
Investment: GBP 10,000			
Scenarios		If you exit after 1 year	If you exit after 5 years (recommended holding period)
Minimum: There is no minimum guaranteed return and you could lose some or all of your investment			
Stress	What you might get back after costs Average return each year	8,320 GBP -16.77%	8,540 GBP -3.11%
Unfavourable¹	What you might get back after costs Average return each year	9,900 GBP -0.96%	9,960 GBP -0.09%
Moderate²	What you might get back after costs Average return each year	10,040 GBP 0.38%	10,260 GBP 0.51%
Favourable³	What you might get back after costs Average return each year	10,710 GBP 7.10%	11,320 GBP 2.52%

¹ This type of scenario occurred for an investment between August 2014 and August 2019.

² This type of scenario occurred for an investment between April 2016 and April 2021.

³ This type of scenario occurred for an investment between March 2019 and March 2024.

What happens if FundRock Management Company S.A. is unable to pay out?

FundRock Management Company S.A. is the management company of the Fund.

The assets of the Fund are held separately by the Fund's appointed depository, i.e. State Street Custodial Services (Ireland) Limited. The depository is liable to the Fund or its shareholders for losses caused by its negligent or intentional failure to fulfill its safekeeping or record-keeping obligations. Investors may suffer loss, however, if the Fund or the depository is unable to pay out.

There is no compensation or guarantee scheme protecting you from a default of the Fund's depository.

What are the costs?

The person advising on or selling you this product may charge you other costs. If so, this person will provide you with information about these costs and how they affect your investment.

Costs over time

The tables show the amounts that are taken from your investment to cover different types of costs. These amounts depend on how much you invest, how long you hold the product and how well the product does. The amounts shown here are illustrations based on an example investment amount and different possible investment periods.

We have assumed, in the first year you would get back the amount that you invested (0 % annual return). For the other holding period, we have assumed the fund performs as shown in the moderate scenario and the investment is GBP 10,000.

Investment: GBP 10,000	If you exit after 1 year	If you exit after 5 years
Total costs	55 GBP	279 GBP
Annual cost impact (*)	0.6%	0.6%

(*) This illustrates how costs reduce your return each year over the holding period. For example it shows that if you exit at the recommended holding period your average return per year is projected to be 1.1% before costs and 0.5% after costs.

Composition of costs

One-off costs upon entry or exit		If you exit after 1 year
Entry costs	The impact of the costs you pay when entering your investment. (This is the most you will pay, and you could pay less).	0 GBP
Exit costs	We do not charge an exit fee for this product.	0 GBP
Ongoing costs taken each year		If you exit after 1 year
Management fees and other administrative or operating costs	0.4% of the value of your investment is the amount that we take each year for managing your investments (based upon the costs over the last year).	40 GBP
Transaction costs	0.2% of the value of your investment is an estimate of the costs incurred when we buy and sell the underlying investments for the product. The actual amount will vary depending on how much we buy and sell.	15 GBP
Incidental costs taken under specific conditions		If you exit after 1 year
Performance fees	This product does not have any performance fees.	0 GBP

How long should I hold it and can I take money out early?**Recommended holding period: 5 years**

This product has no required minimum or maximum holding period but is designed for medium term investment as part of a portfolio of investments. It is recommended that investors hold this fund for a minimum of 3-5 years.

You may sell your shares on any dealing day.

How can I complain?

Complaints about the behaviour of the person who advised you on the product or sold it to you, should be addressed directly to that person.

Complaints about the product or the behaviour of the manufacturer of this product should be directed to the following address:

Postal address: FundRock Management Company S.A., 33 Rue de Gasperich, 5826 Hesperange, Luxembourg.

E-mail: FRMC_qualitycare@fundrock.com

Website: <https://www.fundrock.com/policies-and-compliance/frd-complaints-handling-policy/>

In all cases, the complainant must clearly indicate his/her contact details (name, address, phone number or email address) and provide a brief explanation of the claim.

Other relevant information

We are required to provide you with further documentation, such as the product's latest prospectus (which contains detailed information on the product's risk), supplement, annual and semi-annual reports. These documents and other product information are available online at www.rlam.com. This document is available in the following languages: English. Up to date information about the price of the fund is available at www.fundinfo.com.

Please visit our dedicated page on www.rlam.com/priipspastperf to view the fund's historical performance up to 10 years and the latest monthly performance scenarios.

This document provides you with key investor information about this fund. It is not marketing material. The information is required by law to help you understand the nature and the risks of investing in this fund. You are advised to read it so you can make an informed decision about whether to invest.

Rathbone Ethical Bond Fund (I Inc)

A sub-fund of Rathbone Unit Trusts

Fund Manager: Rathbones Asset Management Limited

I Inc ISIN GBOOB7FQJT36

OBJECTIVES AND INVESTMENT POLICY

We aim to deliver a greater total return than the Investment Association (IA) Sterling Corporate Bond sector, after fees, over any rolling five-year period. Total return means the return we receive from the value of our investments increasing (capital growth) plus the income we receive from our investments (interest payments). We use the IA Sterling Corporate Bond sector as a target for our fund's return because we aim to achieve a better return than the average of funds that are similar to ours.

There is no guarantee that this investment objective will be achieved over five years, or any other time period.

We will invest at least 80% of our fund in corporate bonds with an investment-grade rating (AAA to BBB-), based on the average of the three largest rating agencies (Standard & Poor's, Moody's and Fitch). We can invest up to 20% of our fund in corporate bonds with a credit rating below BBB- or with no rating at all. Up to 10% of the fund can be invested directly in contingent convertible bonds. These specialist bonds, typically issued by banks and insurers, are forcibly replaced with shares if the issuer experiences heavy losses. At least 80% of the portfolio will be invested in sterling bonds or in overseas assets whose value we have hedged back to sterling. Hedging means we buy a financial instrument to swap the value of these assets into sterling to protect our investment from changes in the price of foreign currencies.

We actively manage our fund, which means we can choose what we invest in as long as it's in line with the investment objective and policy. Because of this, our fund's performance can diverge significantly from its benchmarks over shorter periods of time and therefore isn't appropriate for investors who plan to withdraw their money within five years.

Our fund's ethical and sustainability criteria are applied by Rathbone Greenbank Investments, an ethical research division of our company, which cannot be influenced by our fund managers. Companies are assessed against positive and negative social and environmental criteria.

For us to invest in a company, it must satisfy at least one of the following: strong employment practices, sustainable environmental practices or community engagement and commitment to human rights.

We do not invest in companies engaged in the following:

- Alcohol manufacturing
- Carbon-intensive industries
- Human rights abuses
- Alcohol retail
- Poor employment practices
- Nuclear power
- Animal welfare violations
- Polluting the environment
- Pornography
- Armaments
- Gambling
- Tobacco manufacturing

Our fund is designed for investors with a basic knowledge of bonds who seek income and growth. You should intend to invest for longer than five years, understand the risks of our fund and have the ability to bear a capital loss.

You can buy and sell units on each business day of the fund between 9am and 5pm.

The fund offers accumulation units (units in which any income payable by the fund is reinvested) and income units (units in which any income received in the fund will be paid to the unitholder).

RISK AND REWARD PROFILE



Typically lower rewards

Typically higher rewards

Lower risk

Higher risk

These numbers rate how the Fund may perform and the risk of losing some or all of your investment. In general the potential for higher returns also implies a higher level of risk. However, the lowest category (1) does not mean a risk free investment. The risk category is calculated using historical data and may not be a reliable indicator of the Fund's future risk profile. The risk category shown is not guaranteed and may change over time.

This indicator is a measure of the fund's past volatility (the extent and rapidity of up-and-down movements of the value of an investment). It may not be a reliable indication of the fund's future risk. The risk category shown is not a target or a guarantee and may change over time.

The risk indicator for this fund reflects the following:

- The emphasis on income helps the manager to maintain a moderate risk profile for the fund.

The value of investments in the fund and the income from them may go down as well as up and you may not get back your original investment when you sell your units.

During unusual market conditions, the risks normally experienced by the fund may increase significantly, and in addition, the fund may be subject to the following risks:

Sustainability Risk: Returns could deviate from the market or funds that don't promote environmental or social characteristics, or that don't avoid investments/sectors e.g., oil, tobacco.

Liquidity risk: Some assets become hard to sell at their expected price, especially in times of market stress. This could mean we have to sell assets below their expected price resulting in a loss. In extreme circumstances, we may suspend the fund to protect your investment, resulting in you being unable to access your money.

Counterparty risk: A company that we deal with may renege on its obligations, costing you money.

Interest rate risk: Most bonds pay us a fixed amount over an agreed period of time. If interest rates rise these bonds become less valuable and we may be locked into an unfavourable investment. If interest rates fall these bonds become more valuable.

Credit risk: Bonds that we own can become more or less creditworthy and will fluctuate in value resulting in gains or losses. Bonds that we own may fail to meet their legal obligations, such as missing an interest payment. This is known as a 'default' and will result in a loss.

Operational risk: We rely on complex systems to ensure that trades are completed, our fund's assets are accounted for and that you can buy or sell our fund. If our systems fail, you could be inconvenienced or lose money.

Derivatives risk: Sometimes we use financial contracts, such as structured products and currency hedging, to reduce risk. There is a chance that these derivatives won't work in the way we intended, which could result in unexpected gains or losses.

Management risk: People make the investment decisions for our fund. If they make unfavourable decisions, you could lose money.

CHARGES FOR THIS FUND

The fund manager receives an annual fee, which is included in the ongoing charges shown below. You may be eligible for lower entry charges than the maximum shown; ask your financial adviser. Ongoing charges are the same for all investors in the same class. The charges shown below are based on actual fees and expenses as at the Fund's current year-end or semi-annual period.

Entry Charge	none
Exit Charge	none

This is the maximum that might be taken out of your money before it is invested or before the proceeds of your investment are paid out.

Ongoing Charges 0.66%

Charges taken from the Sub-Fund under certain specific conditions

Performance Fee none

The Fund does not charge entry or exit charges.

For more information about charges, please see the "Charges" section of the fund's Prospectus, available by calling the Information Line or emailing RAM@Rathbones.com.

PAST PERFORMANCE

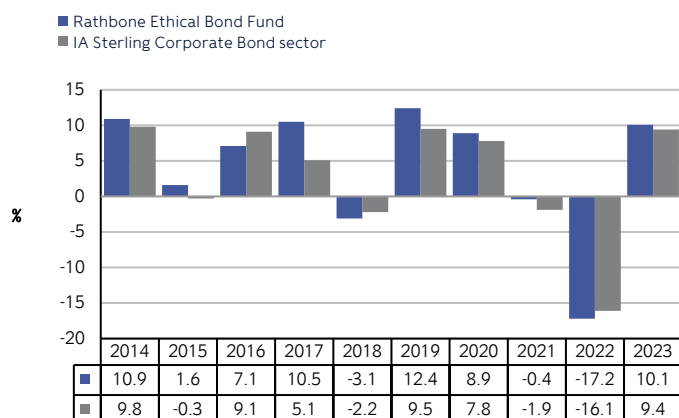
Basis of performance: Price performance based upon bid to bid prior to 21 January 2019 and single price (mid) thereafter.

Past performance is reported on a full calendar year basis.

The fund launched on 14 May 2002.

The I Inc share class launched on 01/03/2012.

The I Acc share class launched on 01/03/2012.



Past performance should not be seen as an indication of future performance.

PRACTICAL INFORMATION

Depository: NatWest Trustee and Depository Services

Additional information: This Key Investor Information Document (KIID) may not contain all the information you need. For additional information on the fund (including the Supplementary Information Document), and on other funds, or to obtain a free copy of the fund's Prospectus or the annual and semi-annual unit holder reports, call the Information Line or write to the registered office, at the address below. The Prospectus and unit holder reports are in English.

Please note this Key Investor Information Document (KIID) may provide data to represent both Accumulation and Income share classes. There may be some differences in applicable charges to specific share classes. Further information is available upon request to the Investment Manager.

For fund performance and most recent unit price, go to rathbonesam.com.

The up-to-date remuneration policy of the fund manager, including, but not limited to, a description of how remuneration and benefits are calculated, the identity of persons responsible for awarding the remuneration and benefits, including the composition of the remuneration committee, is available free of charge upon request at the fund manager's registered office. A summary thereof is available on <https://www.rathbonesam.com/remuneration-policy>.

Tax: Investors should note that the tax legislation that applies to the fund may have an impact on the personal tax position of their investment in the fund. Contact your adviser to discuss tax treatment and the suitability of this investment.

Notices: Rathbones Asset Management Limited may be held liable solely on the basis of any statement contained in this document that is misleading, inaccurate or inconsistent with the relevant parts of the Prospectus for the fund. The assets of each of our funds are segregated, meaning that each fund is insulated from any losses or claims associated with other funds.

Address: Rathbones Asset Management Limited, 30 Gresham Street, London EC2V 7QN

Information line: 02073990399

Telephone: 02073990000

Facsimile: 02073990057

Email: RAM@Rathbones.com

Website: rathbonesam.com

A member of the Rathbones Group. Registered No.2376568

Publication Date: This key investor information is accurate as at 17/08/2024.

This fund and Rathbones Asset Management Limited are authorised in the UK and regulated by the Financial Conduct Authority (FCA)

Purpose

This document provides you with key information about this investment product. It is not marketing material. The information is required by law to help you understand the nature, risks, costs, potential gains and losses of this product and to help you compare it with other products.

Product

Global Investment Grade Credit ESG Fund
 a sub-fund of PIMCO Funds: Global Investors Series plc
Institutional GBP (Hedged) Income (IE00BK8XVN07)

Manufacturer: PIMCO Global Advisors (Ireland) Limited, a member of the PIMCO group.

PIMCO Global Advisors (Ireland) Limited is authorised in Ireland and regulated by the Central Bank of Ireland which is responsible for supervising it in relation to this Key Information Document.
 This Product is authorised in Ireland.

For more information on this product, please contact us by phone on +353 1776 9990 or via our website www.pimco.com.

This document was produced on 29 April 2024.

What is this product?

Type

This product is a UCITS sub-fund of a variable capital umbrella investment company with segregated liability between sub-funds authorised by the Central Bank of Ireland pursuant to the European Communities (Undertakings for Collective Investment in Transferable Securities) Regulations 2011, as amended.

Subject to the conditions set down in the prospectus, shareholders may exchange all or part of their shares of this fund for shares of another fund of the company. Please refer to the section entitled "How To Exchange Shares" in the prospectus for further details.

Term

This product has no fixed term.

Objectives

The fund aims to maximise the total return on your investment by primarily investing in investment grade corporate securities and instruments using prudent investment management, consistent with the preservation of capital and sustainable investing (by explicitly integrating environmental, social and governance factors into the investment process as further outlined herein).

Investment Policy

The fund's approach to sustainable investing is through the promotion of environmental and social characteristics (while the fund does not have sustainable investment as its objective, it seeks to invest a portion of its assets in sustainable investments).

The fund aims to achieve its objective by investing at least two-thirds of its assets in a diversified portfolio of investment grade corporate fixed income instruments and securities (which are loans that pay a fixed or variable rate of interest) issued by companies from around the world. The fund may invest up to 15% in "non-investment" grade securities. Non-investment grade securities are considered to be more risky, but typically produce a higher level of income.

The fund will make meaningful allocations to ESG Fixed Income Securities (as further described in the section of the prospectus entitled "ESG Fixed Income Securities"). The investment advisor will choose securities based on a sustainability screening process which incorporates environmental, social and governance (ESG) factors. In addition, the fund will seek to reduce the carbon footprint, including intensity and emissions of the portfolio's corporate holdings. The fund will also promote environmental and social characteristics through the use of an exclusion strategy. However, the fund may invest in index derivatives, such as credit default swap indices, which may provide indirect exposure to excluded issuers as outlined herein. The investment advisor will seek to invest in issuers that it believes have strong ESG practices and the exclusion strategy applied by the investment advisor may exclude issuers on the basis of the industry in which they participate e.g. issuers engaged principally in Fossil Fuel related sectors (including issuers engaged principally in the oil industry, including extraction, production, refining, transportation, or the mining and sale of coal and coal-fired generation). However, ESG Fixed Income Securities from issuers involved in Fossil

Fuel related sectors, as described above, may be permitted.

The fund will not invest in the securities of any sovereigns scoring weakest on transparency and corruption indices and the fund will not invest in any issuer determined to be engaged principally in the manufacture and distribution of alcoholic beverages, and tobacco products, the manufacture of military weapons, the operation of gambling activities, or the production or trade of pornographic materials.

Finally, the fund will promote environmental and social characteristics through active engagement with certain issuers as applicable (examples of such engagement may include material climate and biodiversity related matters), including for example, by encouraging issuers to align to the Paris Agreement, adopt science-based targets for carbon emissions reduction and/or broadly advance their sustainability commitments. The fund may retain securities from such issuers if the investment advisor deems this engagement is in the best interests of the fund and its shareholders.

The fund is considered to be actively managed in reference to the Bloomberg Global Aggregate-Credit Index (the "Index") by virtue of the fact that the Index is used for duration measurement, calculating the global exposure of the fund using the relative VaR methodology and for performance comparison purposes. Certain of the fund's securities may be components of and may have similar weightings to the Index. However, the Index is not used to define the portfolio composition of the fund or as a performance target and the fund may be wholly invested in securities which are not constituents of the Index. The average portfolio duration of the fund will normally vary within two years (plus or minus) of the Index. Duration measures the sensitivity of the assets to interest rate risk. The longer the duration the higher the sensitivity to changes in interest rates.

Investments may also be linked to emerging markets countries, which in investment terms are those economies that are not as developed.

The fund may invest in derivative instruments (such as futures, options and swaps) rather than directly in the underlying securities themselves. The derivatives return is linked to movements in the underlying assets.

The assets held by the fund may be denominated in a wide variety of currencies with non-USD currency exposure limited to 20% of total assets. The investment advisor may use foreign exchange and related derivative instruments to hedge or implement currency positions.

Dealing Day Shares in the fund can normally be redeemed on a daily basis. Please refer to the section entitled "How to Redeem Shares" in the prospectus.

Distribution Policy This share class pays out a distribution of any investment income generated by the fund. You may elect for this to be reinvested into the fund.

Intended retail investor

Typical investors in the Fund will be investors who are looking to maximise total return through a combination of both income and capital growth and are looking for a diversified exposure to investment grade global fixed income markets, subject to the responsibility screening process outlined above, and are willing to accept the risks and volatility associated with investing in such markets and who have an investment horizon over the medium to long term.

This classification is subject to change over time.

We have classified this product as 3 out of 7, which is a medium-low risk class. This rates the potential losses from future performance at a medium-low level and poor market conditions are unlikely to impact the value of your investment.


Be aware of currency risk. In some circumstances, you may receive payments in a different currency, so the final return you will get may depend on the exchange rate between the two currencies. This risk is not considered in the indicator shown above.

Other risks not covered by the risk indicator include Credit and Default Risk, Interest Rate Risk and Liquidity Risk. For a full list of risks, please refer to the fund's prospectus.

This product does not include any protection from future market performance so you could lose some or all of your investment.

What are the risks and what could I get in return?

Risk Indicator



The risk indicator assumes you keep the product for 3 years. The actual risk can vary significantly if you cash in at an early stage and you may get back less.

The summary risk indicator is a guide to the level of risk of this product compared to other products. It shows how likely it is that the product will lose money because of movements in the markets or because we are not able to pay you.

Performance scenarios

The figures shown include all the costs of the product itself, but may not include all the costs that you pay to your advisor or distributor. The figures do not take into account your personal tax situation, which may also affect how much you get back. What you will get from this product depends on future market performance. Market developments in the future are uncertain and cannot be accurately predicted. The unfavourable, moderate, and favourable scenarios shown are illustrations using the worst, average, and best performance of the fund or benchmark over the last 10 years. The stress scenario shows what you might get back in extreme market circumstances.

Recommended Holding Period: 3 years			
Investment: GBP 10,000			
Scenarios		If you exit after 1 year	If you exit after 3 years (recommended holding period)
Minimum: There is no minimum guaranteed return if you exit before 3 years. You could lose some or all of your investment.			
Stress	What you might get back after costs Average return each year	6,480 GBP -35.17%	7,260 GBP -10.14%
Unfavourable	What you might get back after costs Average return each year	8,160 GBP -18.40%	8,430 GBP¹ -5.52% ¹
Moderate	What you might get back after costs Average return each year	10,240 GBP 2.42%	11,040 GBP² 3.35% ²
Favourable	What you might get back after costs Average return each year	11,230 GBP 12.35%	12,040 GBP³ 6.40% ³

¹ This type of scenario occurred for an investment between October 2020 and October 2023.

² This type of scenario occurred for an investment between July 2014 and July 2017.

³ This type of scenario occurred for an investment between July 2018 and July 2021.

What happens if PIMCO Global Advisors (Ireland) Limited is unable to pay out?

As a collective investment scheme that has engaged an independent depository to perform safekeeping and ownership verification duties on its assets in accordance with EU law, your investment is not exposed to the credit risk of PIMCO Global Advisors (Ireland) Limited. Nonetheless you may face financial loss should PIMCO Global Advisors (Ireland) Limited or the depository, State Street Custodial Services (Ireland) Limited default on their obligations. There is no compensation or guarantee scheme in place which may offset, all or any of, this loss.

What are the costs?

The person advising on or selling you this product may charge you other costs. If so, this person will provide you with information about these costs and how they affect your investment.

Costs over time

The tables show the amounts that are taken from your investment to cover different types of costs. These amounts depend on how much you invest, how long you hold the product and how well the product does. The amounts shown here are illustrations based on an example investment amount and different possible investment periods.

We have assumed, in the first year you would get back the amount that you invested (0 % annual return). For the other holding period, we have assumed the fund performs as shown in the moderate scenario.

Investment: GBP 10,000	If you exit after 1 year	If you exit after 3 years
Total costs	65 GBP	210 GBP
Annual cost impact (*)	0.7%	0.7%

(*) This illustrates how costs reduce your return each year over the holding period. For example it shows that if you exit at the recommended holding period your average return per year is projected to be 4.0% before costs and 3.4% after costs.

Composition of costs

One-off costs upon entry or exit		If you exit after 1 year
Entry costs	The impact of the costs you pay when entering your investment. This is the most you will pay, and you could pay less.	0 GBP
Exit costs	We do not charge an exit fee for this product but, the person selling you the product may do so.	0 GBP
Ongoing costs taken each year		If you exit after 1 year
Management fees and other administrative or operating costs	0.5% of the value of your investment per year. This is an estimate based on actual costs over the last year.	52 GBP
Transaction costs	The impact of the costs of us buying and selling underlying investments for the product. This amount will vary depending on how much the fund buys and sells underlying investments.	13 GBP
Incidental costs taken under specific conditions		If you exit after 1 year
Performance fees	This product does not have any performance fees.	0 GBP

How long should I hold it and can I take money out early?**Recommended holding period: 3 years**

This product has no required minimum holding period but is designed for medium term investment; you should be prepared to stay invested for at least 3 years. You may sell your shares in the product, without penalty, on any day on which the banks are normally open for business in the United States.

How can I complain?

If you have any complaints about the product or conduct of the manufacturer or the person advising on, or selling the product, you may lodge your complaint in one of three ways:

- You can contact us on + 353 1776 9990 and we will log your complaint and explain what to do.
- You may log your complaint via our website www.pimco.com or via email PIMCOEMteam@statestreet.com.
- You may send your complaint in writing to PIMCO Shareholder Services State Street Fund Services (Ireland) Limited 78 Sir John Rogerson's Quay, Dublin 2, D02 HD32 Ireland.

Other relevant information

Depository State Street Custodial Services (Ireland) Limited.

Prospectus and further information Further information on the fund or other share classes or sub-funds of the company, including the prospectus, supplement in respect of the product and the most recent annual report and semi-annual reports of the company may be obtained free of charge and on request in English from the Administrator or from PIMCO Shareholders Services at PIMCOEMteam@statestreet.com.

The documents are available in local languages and free of charge on request from PIMCO Shareholder Services at PIMCOEMteam@statestreet.com.

Details of PIMCO Global Advisors (Ireland) Limited's remuneration policy is available at www.pimco.com and a paper copy will also be available free of charge upon request.

Share prices/NAV Prices of shares and other information can be obtained at www.pimco.com.

Please visit our dedicated page on <https://www.priips.pimco.com/gis> to view the fund's historical performance and the monthly performance scenarios over the past 10 years.



Key Investor Information

This document provides you with key investor information about this Fund. It is not marketing material. The information is required by law to help you understand the nature and the risks of investing in this Fund. You are advised to read it so you can make an informed decision about whether to invest.

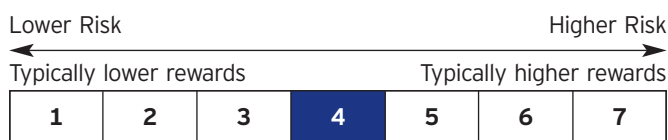
Invesco Environmental Climate Opportunities Bond Fund (UK) (the "Fund") A fund of Invesco Fixed Interest Investment Series (the "Company") Z Accumulation share class (ISIN: GB00BN0TP138) (the "Share Class")

The Fund is managed by Invesco Fund Managers Limited, part of the Invesco Group.

Objectives and Investment Policy

- The objective of the Fund is to achieve income and capital growth over the medium to long term (3 to 5 years plus) and to support the transition to a low carbon economy.
- The Fund invests at least 80% of its assets in debt securities denominated in or hedged back into sterling (including investment grade, non-investment grade and unrated) issued by companies, governments and other public entities globally, which meet the Fund's environmental, social and governance (ESG) screening criteria¹ as further detailed below.
- The Fund strategically invests in investment opportunities across the fixed interest credit risk spectrum.
- Negative ESG screening: The Fund will exclude bonds issued by companies with a certain degree of involvement in sectors, including but not limited to fossil fuels, unconventional weapons and tobacco and by companies involved in severe controversies pertaining to ESG.
- Positive Climate screening: The Fund invests in corporate or government bonds where the issuers' activities positively contribute to the transition to a low carbon economy, including but not limited to companies that have made or are making progress towards lowering their carbon footprint, based on the fund manager's proprietary methodology. The Fund also invests in bonds issued by companies or governments that have committed to reduce their GHG emissions to net zero by 2050 in line with the Paris Agreement on climate change.
- The Fund also invests in other bonds including but not limited to: green bonds, whose proceeds are used to finance environmental related projects; sustainability linked bonds, whose proceeds are used to help the issuer to achieve a specific sustainable objective; and/or transition bonds, whose proceeds are used to help the issuer shift to greener business activities.
- The Fund may use derivatives (complex instruments) for investment purposes and to manage the Fund more efficiently, to reduce risk, reduce costs and/or generate additional capital or income. Such derivatives may not be fully aligned with the Fund's ESG criteria.
- The Fund has an active investment approach based on fund manager judgment as to the best investment opportunities, supported by macroeconomic and credit risk analysis, with an emphasis on valuation, uses a combination of exclusions and proprietary quantitative and qualitative analysis to determine which issuers meet the Fund's ESG criteria, and is not constrained by a benchmark.
- The reference to (UK) in the Fund's name only relates to the Fund's domicile and is unrelated to the Fund's objective and investment policy.
- You can buy, sell and switch shares in the Fund on any Dealing Day (as defined in the Prospectus).
- Any income from your investment will be reinvested.
- Recommendation: The Fund may not be appropriate if you plan to withdraw your money within 5 years.
- ¹More information regarding the Fund's ESG criteria can be found in the Fund's Investment Policy document, available from the literature section of the product page of the Fund on our website (www.invesco.co.uk).

Risk and Reward Profile



- The Share Class is in risk category 4 due to the rises and falls of its price or simulated data in the past.
- As the Share Class' risk category has been calculated using historical data, it may not be a reliable indication of the Share Class' future risk profile.
- The risk category may change in the future and is not guaranteed.
- The lowest category does not mean a risk free investment.

Other Risks

- The value of investments and any income will fluctuate (this may partly be the result of exchange rate fluctuations) and you may not get back the full amount invested. Over time, inflation may erode the value of investments.
- As one of the key objectives of the Fund is to provide income, the ongoing charge is taken from capital rather than income. This can erode capital and reduce the potential for capital growth.
- The use of ESG criteria may affect the Fund's investment performance and therefore may perform differently compared to similar products that do not screen investment opportunities against ESG criteria.
- The debt securities that the Fund invests in may not always make interest and other payments and nor is the solvency of the issuers guaranteed. Market conditions, such as a decrease in market liquidity, may mean that the Fund may not be able to buy or sell debt securities at their true value. These risks increase where the Fund invests in high yield, or lower credit quality, bonds.
- The Fund may invest in contingent convertible bonds which may result in significant risk of capital loss based on certain trigger events.
- The Fund has the ability to make use of financial derivatives (complex instruments) which may result in the Fund being leveraged and can result in large fluctuations in the value of the Fund. Leverage on certain types of transactions including derivatives may impair the Fund's liquidity, cause it to liquidate positions at unfavourable times or otherwise cause the Fund not to achieve its intended objective. Leverage occurs when the economic exposure created by the use of derivatives is greater than the amount invested resulting in the Fund being exposed to a greater loss than the initial investment.
- The Fund's performance may be adversely affected by variations in the relative strength of world currencies or if Sterling strengthens against those currencies.
- The Fund's performance may be adversely affected by variations in interest rates.
- The Fund is invested in perpetual bonds (bonds without a maturity date) which may be exposed to additional liquidity risk in certain market condition, and in particular, stressed market environments. This would have a negative impact on the value of these investments which in turn, would have a negative impact the Fund's performance.
- A more detailed description of risk factors that apply to this Fund is set out in Section 29 of the Prospectus.

Charges

The charges you pay are used to pay the costs of running the Fund, including the costs of marketing and distributing it. These charges reduce the potential growth of your investment.

One-off charges taken before or after you invest	
Entry charge	None
Exit charge	None
Any charges shown above are the maximum that might be taken out of your money before it is invested.	
Charges taken from the Share Class over a year	
Ongoing charge	0.45%
Charges taken from the Share Class under certain specific conditions	
Performance fee	None

- The ongoing charge figure reflects the fund management fee, a fixed fee. The figure excludes indirect ongoing costs and portfolio transaction costs.
- For a full breakdown of the fund's charges please see the Costs and Charges document on our website: www.invesco.com/uk/icvc-charges

Past Performance

As this Share Class has been in existence for less than one calendar year, there is insufficient data to provide a useful indication of past performance.

- Fund launch date: 07 February 2022.
- Share Class launch date: 07 February 2022.
- The base currency of the Fund is Sterling.

Practical Information

- Depositary: Citibank UK Limited
- The UK tax regime may have an impact on your personal tax position.
- Invesco Fund Managers Limited may be held liable solely on the basis of any statement contained in this document that is misleading, inaccurate or inconsistent with the relevant parts of the Prospectus.
- The Company is structured by having different funds. The assets and liabilities of each fund are segregated by UK Law. As a consequence the assets of the Fund will not be available to meet the liabilities of another fund within the Company.
- You are entitled to switch from this Fund to another fund within the Invesco ICVC fund range on request.
- More share classes are available for this Fund. You can find more information on our website.
- You can check the latest price for this Share Class on our website.
- Information on our remuneration policy is available on our website and can be obtained, free of charge, upon request.
- Further details can be found in the Prospectus and the Annual and Interim Reports, which can be obtained in English, free of charge, from www.invesco.com/UK or by calling us on 0800 085 8677.

This Fund is authorised in the United Kingdom and regulated by the Financial Conduct Authority.
Invesco Fund Managers Limited is authorised in the United Kingdom and regulated by the Financial Conduct Authority.
This Key Investor Information is accurate as at 20 February 2024.

This document provides you with key investor information about this fund. It is not marketing material. The information is required by law to help you understand the nature and the risks of investing in this fund. You are advised to read it so you can make an informed decision about whether to invest.

AXA Global High Yield Fund

A Sub-Fund of AXA Fixed Interest Investment ICVC

Share class : AXA Global High Yield Fund Z (G) Income GBP (ISIN : GBO0B29NG940)

This Sub-Fund is managed by AXA Investment Managers UK Limited, part of the AXA IM Group

Objective and Investment Policy

Investment Objective

The aim of the Fund is to provide an income, by investing in high yield bonds, combined with any capital growth over the long term (being a period of five years or more).

Investment Policy

The Fund invests at least 70% of its assets in a diversified portfolio of high yield bonds issued by companies anywhere in the world. The fund manager focuses on credit analysis to create a portfolio of bonds that seeks diversification across companies showing improving resilience against default.

The fund manager takes into account the composition and risk profile of the ICE BofA Developed Markets High Yield Constrained Index (HYDC) (the "Index") when making investment decisions. However the fund manager invests on a discretionary basis with a significant degree of freedom to take positions which are different from the Index. The Index is designed to measure the performance of the developed global high yield bond market. This Index best represents the types of bonds in which the Fund predominantly invests. Where bonds are denominated in a currency other than Sterling, the Fund aims to reduce the risk of movements in exchange rates between such currency and Sterling through the use of derivatives (financial instruments which derive their value from the value of other assets). The Fund may also use derivatives in an attempt to reduce the overall risks of its investments, reduce the costs of investing or generate additional capital or income (known as Efficient Portfolio Management - EPM).

To avoid investing in bonds issued by companies which present excessive degrees of environmental, social and governance (ESG) risk, the fund manager applies AXA IM Group's sector specific investment guidelines relating to responsible investment to the Fund. Such guidelines exclude investment in soft commodity derivatives or exposure to certain companies based on their involvement in specific sectors (such as unsustainable palm oil production, controversial weapons and climate risks).

The fund manager also applies the AXA IM's ESG Standards policy. This policy excludes investment in companies based on: tobacco production; manufacture of white phosphorus weapons; certain criteria relating to human rights and anti-corruption as well as other ESG factors. The AXA IM's ESG Standards policy and AXA IM's sector specific investment guidelines are subject to change and the latest copies are accessible via the links provided

in the "Responsible Investment" section of the Prospectus and are available from the fund manager on request.

Further, in selecting investments, the fund manager will, in addition to the application of the above policies, take into account the issuer's ESG score as one factor within its broader analysis of the issuer to make selections which are expected to generate an income return over the long term. ESG scores are obtained from our selected external provider(s) and may be adjusted by the fund manager using its own research. The "Responsible Investment" section of this prospectus contains details on our selected external provider(s). The fund manager will not invest in bonds with the lowest ESG scores, save in exceptional circumstances.

If the fund manager deems that an investment no longer meets the criteria set out in this investment policy or its expectations in terms of that investment's prospects for achieving the Fund's objective, the fund manager will disinvest as soon as practicable having regard to the best interests of the Fund's investors and in accordance with its best execution policy.

This Fund is actively managed in reference to the ICE BofA Developed Markets High Yield Constrained Index (HYDC), which may be used by investors to compare the Fund's financial performance.

Income

Income from investments in the Fund may be paid out to you directly if you hold income shares.

Fund Currency

The reference currency of the Fund is Sterling.

Investment Horizon

This Fund may not be suitable for investors who plan to withdraw their contribution within five years.

Processing of subscription and redemption orders

Your orders to buy, sell or transfer shares in the Fund, must be received by the Administrator by 12 noon on any working day to receive that day's Fund price. Please note that if your order is placed by an intermediary or Financial Adviser, they may require extra processing time.

The Net Asset Value of this Fund is calculated on a daily basis.

Minimum initial investment: £100,000

Minimum subsequent investment: £5,000

Risk and Reward Profile



The risk category is calculated using historical performance data and may not be a reliable indicator of the Fund's future risk profile.

The risk category shown is not guaranteed and may shift over time.

The lowest category does not mean risk free.

Why is this Fund in this category?

The capital of the Sub-Fund is not guaranteed. The Sub-Fund is invested in financial markets and uses techniques and instruments which are subject to some levels of variation, which may result in gains or losses.

Additional Risks (risks materially relevant to the fund which are not adequately captured by the indicator)

Counterparty Risk: failure by any counterparty to a transaction (e.g. derivatives and securities lending) with the Fund to meet its obligations may adversely affect the value of the Fund. The Fund may receive assets from the counterparty to protect against any such adverse effect but there is a risk that the value of such assets at the time of the failure would be insufficient to cover the loss to the Fund.

Derivatives: derivatives can be more volatile than the underlying asset and may result in greater fluctuations to the Fund's value. In the case of derivatives not traded on an exchange they may be subject to additional counterparty and liquidity risk.

Geopolitical Risk: investments issued or traded on markets in different countries may involve the application of different standards and rules (including local tax policies and restrictions on investments and movement of currency), which may be subject to change. The Fund's value may therefore be impacted by those standards/rules (and any changes to them) as well as

the political and economic circumstances of the country/region in which the Fund is invested.

Hedging Risk: Currency Hedging within the Fund seeks to reduce the impact of exchange rate movements of the investments' currencies relative to the fund's base currency. Over a period of time the hedging strategy itself may create a positive or negative impact to the value of the Fund, mainly due to differences in short-term interest rates between the currencies.

Interest Rate Risk: fluctuations in interest rates will change the value of bonds, impacting the value of the Fund. Generally, when interest rates rise, the value of the bonds fall and vice versa. The valuation of bonds will also change according to market perceptions of future movements in interest rates.

Liquidity Risk: some investments may trade infrequently and in small volumes. As a result the Fund manager may not be able to sell at a preferred time or volume or at a price close to the last quoted valuation. The Fund manager may be forced to sell a number of such investments as a result of a large redemption of shares in the Fund. Depending on market conditions, this could lead to a significant drop in the Fund's value and in extreme circumstances lead the Fund to be unable to meet its redemptions.

Credit Risk: the risk that an issuer of bonds will default on its obligations to pay income or repay capital, resulting in a decrease in Fund value. The value of a bond (and, subsequently, the Fund) is also affected by changes in market perceptions of the risk of future default. The risk of default for high yield bonds may be greater.

Further explanation of the risks associated with an investment in this Fund can be found in the prospectus.

AXA Global High Yield Fund

Charges

The charges you pay are used to pay the cost of running the Fund, including the costs of marketing and distributing it. These charges reduce the potential growth of your investment.

One-off charges taken before or after you invest

Entry charge	none
Exit charge	none
This is the maximum that might be taken out of your money before it is invested.	
Charges taken from the fund over a year	
Ongoing Charges	0.53%
Charges taken from the fund under certain specific conditions	
Performance fee	none

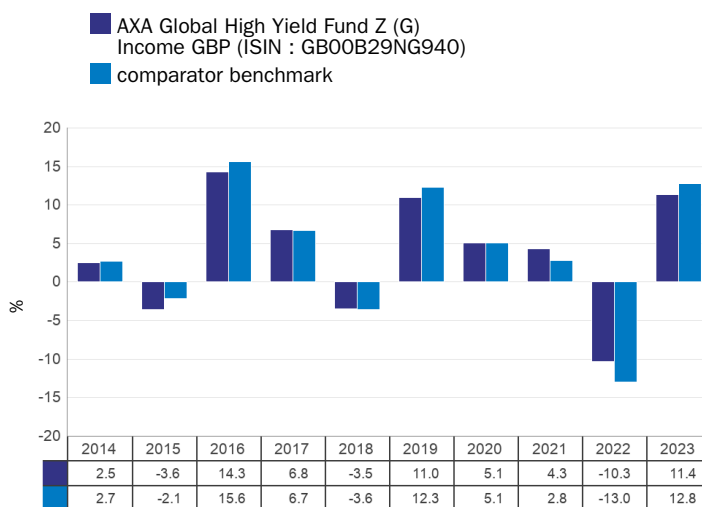
The entry and exit charges shown are maximum figures. In some cases, you might pay less - you can find this out from your Financial Adviser.

The ongoing charges figure is based on expenses for the previous twelve month period. This figure may vary from year to year. It excludes:

- Performance fees
- Portfolio transaction costs, except in the case of an entry/exit charge paid by the Fund when buying or selling units in another collective investment undertaking.

For more information about charges, please refer to AXA IM website: <https://www.axa-im.co.uk/important-information/fund-charges-and-costs> as well as the Fees and Expenses section of the prospectus which is available at <https://funds.axa-im.com>.

Past Performance



Past performance is not a reliable indicator of future results.

Past performance is shown after the deduction of ongoing charges. Any entry/exit fees are excluded from the calculation.

The Sub-Fund was launched on 15/01/2001 and the share class in 2008.

Past performance has been calculated in Sterling and is expressed as a percentage change of the Fund's Net Asset Value at each year end.

From August 2014 to 05/09/2022, the comparator benchmark was the ICE BofA Global High Yield Return index.

From 05/09/2022, the comparator benchmark is the ICE BofA Developed Markets High Yield Constrained Index (HYDC).

Practical Information

Depositary:

HSBC Bank Plc
Registered Office
8 Canada Square
London, E14 5HQ

Further information:

More detailed information on this Fund, such as the prospectus as well as the latest annual and semi-annual report, can be obtained free of charge from the Fund's Management Company, the Administrator, the Fund's distributors, online at <https://www.axa-im.co.uk>, or by calling 0345 777 5511. These documents are available in English.

More share classes are available for this Sub-Fund. For more details about other share classes, please refer to the prospectus, which is available at <https://funds.axa-im.com/>.

Details of the up to date remuneration policy of the Management Company are published online at www.axa-im.com/important-information/remuneration-policy. This includes the description of how remuneration and benefits are awarded for employees, and information on the remuneration committee. The Management Company provides a paper copy free of charge upon request. A glossary of some of the terms used in this document can be found online at <https://retail.axa-im.co.uk/glossary>

Each Sub-Fund corresponds to a distinct part of the assets and liabilities of the UCITS. As a consequence, the assets of each Sub-Fund are segregated from the assets of the other Sub-Funds and exclusively available to satisfy the rights of investors in relation to that Sub-Fund and the right of creditors

whose claims have arisen in connection with the creation, the operation or the liquidation of that Sub-Fund.

Net Asset Value Publication:

The Net Asset Value per share is available at <https://www.axa-im.co.uk> and at the registered office of the Fund's Management Company.

Tax Legislation:

The Fund is subject to the tax laws and regulations of the United Kingdom. Depending on your own country of residence this might have an impact on your investments. For further details, you should consult a tax adviser.

Liability Statement:

AXA Investment Managers UK Limited may be held liable solely on the basis of any statement contained in this document that is misleading, inaccurate or inconsistent with the relevant parts of the prospectus for the Fund.

Switching between Funds:

Shareholders may apply for their shares to be converted into shares of another Fund, provided that the conditions for accessing the target share class are fulfilled. Investment would be at the Net Asset Value of the target fund, calculated at the applicable Valuation Point following receipt of the conversion request.

The redemption and subscription costs connected with the conversion may be charged to the shareholder as indicated in the prospectus.

For more details about how to switch Fund, please refer to the section in the Fund's prospectus entitled "Can I switch or convert shares and what are the implications?", which is available at <https://funds.axa-im.com>

This document provides you with key investor information about this fund. It is not marketing material. The information is required by law to help you understand the nature and the risks of investing in this fund. You are advised to read it so you can make an informed decision about whether to invest.

Royal London Sustainable Leaders Trust (Income - Class C Shares)

ISIN: GB00B8H592

Managed by RLUM Limited

Objectives and investment policy

Objective The Fund's investment objective is to achieve capital growth over the medium term (3-5 years) by investing at least 80% in the shares of UK companies listed on the London Stock Exchange that are deemed to make a positive contribution to society. Investments in the Fund will adhere to the Investment Adviser's ethical and sustainable investment policy.

The Fund's performance target is to outperform, after the deduction of charges, the FTSE All-Share Index (the "Index") over a rolling 5-year period. For further information on the Fund's index, please refer to the Prospectus. The Fund is actively managed.

Policy At least 80% of the Fund will be invested in shares of UK companies which are listed on the London Stock Exchange.

Where the manager believes it is in the best interests of the Fund, they may invest up to 20% of the Fund's assets in shares of overseas companies. The Fund focuses on the sustainability of the products and services of the companies it invests in, as well as their standards of environmental, social & governance (ESG) management, alongside financial analysis. For further details of the Investment Adviser's ethical and sustainable investment policy please refer to the Prospectus. Investors can view the current policy at <https://www.royallondon.com/existing-customers/yourproducts/manage-your-isa-or-unit-trust/rlum-isa-overview/>.

The Fund may invest up to 10% in other investment funds, known as collective investment schemes. Typically only a small portion of assets will be invested in cash.

The Fund may also invest a small amount of its portfolio in derivatives (investments that derive their value from another closely related underlying investment) for efficient portfolio management (EPM).

Recommendation This Fund may not be appropriate for investors who plan to withdraw their money within five years. You should aim to keep your units for at least five years, although you can sell them at any time.

Concepts to understand

Capital Growth The rise in an investment's value over time.

5-Year Rolling Period Any period of five years, no matter which day you start on.

Environmental, social and governance A list of predefined criteria that determines how a company operates in terms of sustainability and overall corporate governance.

Efficient Portfolio Management A list of approved investment techniques, including the use of derivatives, used to protect against excessive risk, reduce cost or generate extra income or growth.

You can buy and sell your shares on each working day, except public holidays, at 12:00 noon if you tell us before 12:00 noon that you want to do so. Instructions received after 12:00 noon will be processed at 12:00 noon on the following working day.

Other share classes may be available as described in the Prospectus. If this is an income share class, any income will be paid out to you. If this is an accumulation share class, any income will be reinvested in the Fund.

Risk and reward profile



Lower risk

Higher risk

Typically lower rewards

Typically higher rewards

The fund is shown in risk category 6 because its unit price has shown a high level of volatility historically. The indicator has been calculated using historical data and may not be a reliable indication of the future risk profile of the Fund. As an investment, shares are typically more volatile than money market instruments and bonds.

The indicator has been calculated using historical data and may not be a reliable indication of the future risk profile of the Fund. This Fund has historically been primarily invested in shares.

The risk and reward indicator is not a measure of the expected rise or fall in capital but shows how sharply the Fund's share price has gone up and down historically.

A fund whose share price has experienced sharp or large increases or decreases will sit in a higher risk category, whereas a fund whose share price has experienced small or gradual increases or decreases will sit in a lower risk category. The indicator is calculated using a standard methodology derived from EU rules.

The risk/reward indicator is an estimate and not a guarantee. Going forward, the Fund's actual volatility could be higher or lower, and its rated risk/reward profile could change. The lowest risk category does not mean the investment is risk free.

The risk indicator does not adequately capture the following risks, which are materially relevant to the Fund:

Investment Risk The value of investments and any income from them may go down as well as up and is not guaranteed. Investors may not get back the amount invested.

Concentration risk The price of Funds that invest in a reduced number of holdings, sectors, or geographical areas may be more heavily affected by events that influence the stockmarket and therefore more volatile.

EPM Techniques The Fund may engage in EPM techniques including holdings of derivative instruments. Whilst intended to reduce risk, the use of these instruments may expose the Fund to increased price volatility.

Exchange Rate Risk Investing in assets denominated in a currency other than the base currency of the Fund means the value of the investment can be affected by changes in exchange rates.

Counterparty Risk The insolvency of any institutions providing services such as safekeeping of assets or acting as counterparty to derivatives or other instruments, may expose the Fund to financial loss.

Responsible Investment Risk The Fund can only invest in holdings that demonstrate compliance with certain sustainable indicators or ESG characteristics. This reduces the number securities in which the Fund can invest and there may as a result be occasions where it forgoes more strongly performing investment opportunities, potentially underperforming non-sustainable funds.

Charges

The charges you pay are used to pay the costs of running the Fund, including the costs of marketing and distributing the Fund. These charges reduce the potential growth of the investment.

One-off charges taken before or after you invest:

Entry charge	None
--------------	------

Exit charge	None
-------------	------

Charges taken from the fund over a year:

Ongoing charge	0.76%
----------------	-------

Charges taken from the fund under specific conditions:

Performance fee	None
-----------------	------

The entry and exit charge is the maximum that might be taken out of your money before it is invested or before the proceeds of your investment are paid out.

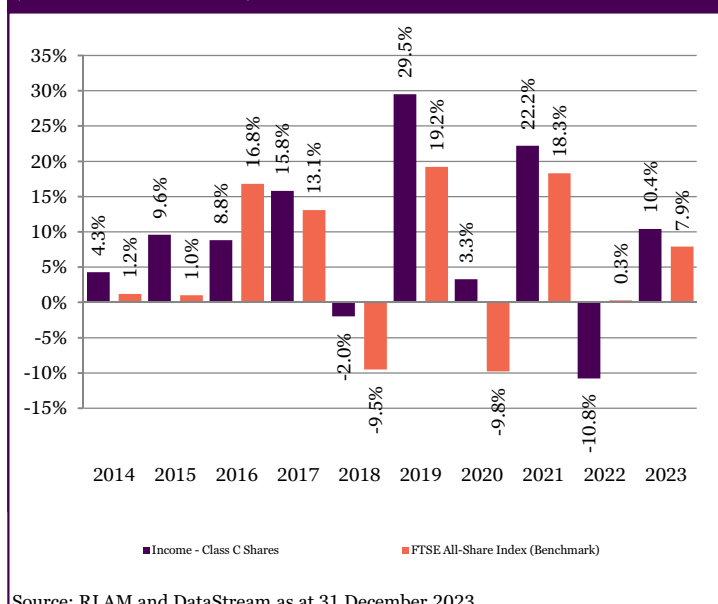
The ongoing charges figure is based on expenses as at 31 December 2023. This figure may vary from year to year and does not include portfolio transaction costs. Ongoing charges are the same for all investors.

Past performance

The graph shows fund performance over the past 10 years where available. The figure for a given year shows how much the Fund increased or decreased in value during that year. These results reflect ongoing charges taken from the Fund, but do not reflect any entry charges you might have to pay.

The Fund was launched on 29 May 1990 and the share class on 4 December 2012.

The Royal London Sustainable Leaders Trust
(Income - Class C Shares) in GBP



Source: RLAM and DataStream as at 31 December 2023

Past performance is not a guide to future performance and may not be repeated.

The chart shows performance in British Pounds after the ongoing charges and the portfolio transaction costs have been paid. Entry and exit charges are excluded from calculations of past performance. All performance shown assumes reinvestment of dividends.

Practical information

Trustee: HSBC Bank plc

Additional Information: This Key Investor Information Document (KIID) may not contain all the information you need. For additional information on the Fund (including the Supplementary Information Document), on other share classes of this Fund and on other funds, or to obtain a free copy of the Fund's Prospectus or the annual and semi-annual shareholder reports, call the information line or write to Royal London Asset Management Limited, details of which are below. Alternatively, visit www.rlam.com. The Prospectus and shareholder reports are in English.

This KIID describes one share class of the Fund. The Prospectus and annual and semi-annual shareholder reports are prepared for the entire Fund across all share classes.

For fund performance and most recent share price, visit www.rlam.com.

Should you wish to switch share classes or funds, please see the "Switching" section of the Prospectus for details.

Tax: Investors should note that the tax legislation that applies to the Fund may have an impact on the personal tax position of their investment in the Fund.

Contact your adviser to discuss tax treatment, suitability of this investment, and other questions.

Notices: RLUM Limited may be held liable solely on the basis of any statement contained in this document that is misleading, inaccurate or inconsistent with the relevant parts of the Prospectus for the Fund.

Details of the Company's remuneration policy are available at www.rlam.com including: (a) a description of how remuneration and benefits are calculated; and (b) the identities of persons responsible for awarding remuneration and benefits. A paper copy of these details may be obtained, free of charge, on request from the Company, at the address below.

This Fund is authorised in the United Kingdom and regulated by the Financial Conduct Authority (FCA).

Address: Royal London Asset Management
80 Fenchurch Street, London, EC3M 4BY

Telephone: 0800 195 1000

Website: www.rlam.com

A member of the Investment Association

Publication Date: This Key Investor Information is accurate as at 15 February 2024

KEY INVESTOR INFORMATION

This document provides you with Key Investor Information about this Fund. It is not marketing material. The information is required by law to help you understand the nature and the risks of investing in this Fund. You are advised to read it so you can make an informed decision about whether to invest.

Janus Henderson

UK Responsible Income Fund Class I Acc ISIN: GB00BLH39230

A sub-fund of Janus Henderson Sustainable/Responsible Funds, a UK OEIC managed by Janus Henderson Fund Management UK Limited.
Fund Currency: GBP Share Class Currency: GBP

Objective and investment policy

Objective

The Fund aims to provide an income with the potential for capital growth over the long term (5 years or more).

Investment policy

The Fund invests at least 80% of its assets in shares (also known as equities) of companies, of any size, in the UK. Companies will be incorporated, headquartered, or deriving significant revenue from, the UK. The Investment Manager seeks to identify companies with attractive long-term business models offering the potential for good dividend growth and capital returns over the long term. The Investment Manager applies exclusionary screens (in some cases subject to thresholds) to avoid companies involved in business activities that may be environmentally and/or socially harmful, as detailed in the "Exclusionary Approach" section in the Prospectus.

The Fund may also hold cash and other shares.

The Investment Manager may use derivatives (complex financial instruments) to reduce risk, to manage the Fund more efficiently, or to generate additional income for the Fund.

The Fund is actively managed with reference to the FTSE All Share Index, which is broadly representative of the companies in which it may invest, as this can provide a useful comparator for assessing the Fund's performance. The Investment Manager has discretion to choose investments for the Fund with weightings different to the index or not in the index.

As an additional means of assessing the performance of the Fund, the IA UK Equity Income sector average, which is based on a peer group of broadly similar funds, may also provide a useful comparator.

Strategy

The Investment Manager adopts a flexible and pragmatic investment process, designed with the intention of achieving its objective in a variety of market

conditions. The fund's investment process focuses on UK companies with good cash flow and growing dividends. More product-specific information, including our investment principles approach, can be found in the Document Library of the website at www.janushenderson.com. Further information as to how Janus Henderson approach ESG, including Janus Henderson's "ESG Investment Policy", can be found in the "About Us - Environmental, Social and Governance (ESG)" section of the website at www.janushenderson.com.

Other Information The Investment Manager will seek to promote environmental, social and/or governance (ESG) principles in managing the Fund, which may include the exclusion of issuers that the Investment Manager considers could contribute to significant ESG harm, as further described in the prospectus.

Distribution policy The Fund offers accumulation shares (shares in which net income is retained within the price) and income shares (shares in which net income may be paid out to investors).

Recommendation This Fund may not be appropriate for investors who plan to withdraw their money within 5 years.

The Fund is designed to be used only as one component of several in a diversified investment portfolio. Investors should consider carefully the proportion of their portfolio invested into this Fund.

You can buy, sell or switch shares in the Fund on any dealing day and according to certain restrictions, both defined in detail in the Company's Prospectus.

For an explanation of some of the terms used in this document, please visit the glossary on our website at www.janushenderson.com.

Risk and reward profile



The value of an investment and any income from it can go up or down. When you sell your shares they may be worth less than you paid for them.

The rating above is based on simulated historic volatility. Historic data may not be a reliable indication of the future risk profile of the Fund. The rating is not guaranteed and may change over time.

The share class appears at 6 out of 7. Share classes in higher categories have shown greater and/or more frequent variations in Net Asset Value in the past five years than those in lower categories. The lowest category does not mean risk free.

Other material risks not captured by the rating:

Equities Shares/Units can lose value rapidly, and typically involve higher risks than bonds or money market instruments. The value of your investment may fall as a result.

Investment Style - Income The Fund follows an investment style that creates a bias towards income-generating companies. This may result in the Fund significantly underperforming or outperforming the wider market.

Country or Region If a Fund has a high exposure to a particular country or geographical region it carries a higher level of risk than a Fund which is more broadly diversified.

Responsible Investment The Fund follows a responsible investment approach, which may cause it to be underweight in certain sectors (due to the avoidance criteria employed) and thus perform differently than funds that have a similar financial objective but which do not apply any avoidance criteria when selecting investments.

Derivatives The Fund may use derivatives with the aim of reducing risk or managing the portfolio more efficiently. However this introduces other risks, in particular, that a derivative counterparty may not meet its contractual obligations.

Liquidity Securities within the Fund could become hard to value or to sell at a desired time and price, especially in extreme market conditions when asset prices may be falling, increasing the risk of investment losses.

Charges to Capital Some or all of the ongoing charges may be taken from capital, which may erode capital or reduce potential for capital growth.

Counterparty Risk and Operational Risk The Fund could lose money if a counterparty with which the Fund trades becomes unwilling or unable to meet its obligations, or as a result of failure or delay in operational processes or the failure of a third party provider.

For more information please see the Company's Prospectus.

Charges

The charges you pay are used to pay the costs of running the Fund, including the costs of managing and distributing it. These charges reduce the potential growth of your investment.

If you invest through a third party provider you are advised to consult them directly as charges, performance and terms and conditions may differ materially to those shown in this document.

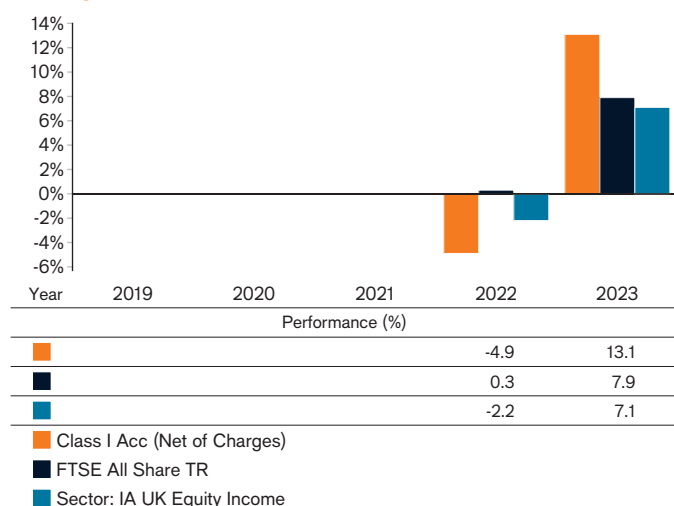
One-off charges taken before or after you invest*

Entry Charge	0.00%
Exit Charge	0.00%**

* The charges shown are maximum figures. In some cases you may pay less.

** Subject to a charge of up to 3.00% where the Manager suspects excessive trading by an investor (and specifically on subscriptions held for less than 90 days).

Past performance



Charges taken from the Fund over a year

Ongoing Charges	0.85%
-----------------	-------

The ongoing charges are based on actual annualised expenses for the period ending 31 March 2023. Ongoing charges may vary from year to year.

The figure for ongoing charges excludes portfolio transaction costs, except in the case of an initial charge paid by the Fund when buying shares or units in another Fund.

For more information about Charges please see the Company's Prospectus.

The past performance is calculated in GBP.

The Fund was launched in May 1995 and the share class was launched in April 2021.

Past performance does not predict future returns.

The past performance takes into account all charges except one-off charges.

The Fund does not aim to track the performance of the benchmark.

Practical information

Depository: NatWest Trustee and Depository Services Limited.

To obtain more information: This Key Investor Information Document may not contain all the information you need.

For the last published price of shares in the Fund or any additional information on the Fund, or to obtain the Company's prospectus or the annual/semi-annual report, please visit www.janushenderson.com. Documents are available free of charge in English and certain other languages. You may also contact the registered office of the Fund at 201 Bishopsgate, London EC2M 3AE, or your local representative office.

Tax: Investors should note that the tax legislation that applies to the Fund may have an impact on the personal tax position of their investment in the Fund.

Contact your adviser to discuss tax treatment, suitability of this investment, and other questions.

Notices: Janus Henderson Fund Management UK Limited may be held liable solely on the basis of any statement contained in this document

that is misleading, inaccurate or inconsistent with the relevant parts of the Prospectus for the Fund.

The assets of each sub-fund are segregated, meaning that each sub-fund is insulated from any losses or claims associated with the other sub-funds.

Further information about dealing and switching to other share classes of this Fund or other Funds in this OEIC may be obtained by visiting www.janushenderson.com or found in the Company's prospectus.

The details of the up-to-date remuneration policy of the Manager are available at www.janushenderson.com. A paper copy of the remuneration policy will be made available free of charge upon request. These include a description of how pay and benefits are worked out and the people or committee members responsible for awarding them.

The Fund and Janus Henderson Fund Management UK Limited are authorised in the UK and regulated by the Financial Conduct Authority ("FCA").

This Key Investor Information is accurate as at 31 July 2024.

Key Investor Information

This document provides you with key investor information about this fund. It is not marketing material. The information is required by law to help you understand the nature and the risks of investing in this fund. You are advised to read it so you can make an informed decision about whether to invest.

Vanguard ESG Screened Developed World All Cap Equity Index Fund (UK) (the "Fund")

A sub-fund of Vanguard® Investments Funds ICVC

GBP Inc

ISIN: GB00BLLXGT55

Authorised Corporate Director: Vanguard Investments UK, Limited ("VIUK")

Objectives and investment policy

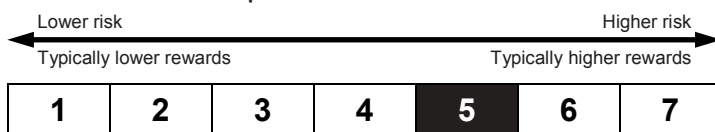
- The Fund seeks to track the performance of the FTSE Developed All Cap Choice Index (the "Index").
- The Fund is a passive fund which means it takes the form of tracking a specific index in order to replicate its performance.
- The Fund attempts to:
 - Track the performance of the Index by investing in all component shares of the Index in the same proportion as the Index. Where not practicable to fully replicate, the Fund will use a sampling process.
 - Remain fully invested and hold small amounts of cash except in extraordinary market, political or similar conditions where the Fund may temporarily depart from this investment policy to avoid losses.
- The Index is constructed from the FTSE Developed All Cap Index (the "Parent Index"). The Parent Index is a market-capitalisation weighted index representing the performance of large, mid and small companies covering developed markets around the world. Market capitalisation is the value of a company's outstanding shares in the market and shows the size of a company. The Index excludes companies from the Parent Index where the Index provider determines that companies are engaged or involved in, and / or derive revenue (above thresholds specified by the Index provider and set out in https://fund-docs.vanguard.com/Vanguard_ESG_Scr_Dev_World_All_Cap_Eq_Index_FundUK-Exclusions.pdf) from, the following activities: certain specified vice products, non-renewable energy and weapons. It also excludes companies that, as determined by the Index provider, are non-compliant with the labour, human rights, environmental, and anti-corruption standards under the United Nations Global Compact Principles).
- Where the Index provider has insufficient or no data available to adequately assess a particular company relative to the Exclusion Criteria of the Index, such companies will be excluded from the Index until such time as they may be determined to be eligible by the Index provider.
- The Fund may use derivatives in order to reduce risk or cost and/or generate extra income or growth (known as "efficient portfolio management"). A derivative is a financial contract whose value is based on the value of a financial asset (such as a share, bond, or currency) or a

- market index. Derivatives on an index (e.g. swaps, futures) may contain some underlying constituents which may not meet the Exclusion Criteria.
- The Fund may engage in short term secured lending of its investments to certain eligible third parties. This is used as a means of generating additional income and to off-set the costs of the Fund.
- The currency of the share class is GBP.
- The Fund attempts to remain fully invested and hold small amounts of cash except in extraordinary market, political or similar conditions where the Fund may temporarily depart from this investment policy to avoid losses.
- The Fund invests in securities which are denominated in currencies other than the share class currency. Movements in currency exchange rates can affect the return of investments.
- The Fund is appropriate for long-term investment. You should have an investment horizon of at least 5 years.
- Income from the Fund will be paid out.
- Portfolio transaction costs will have an impact on performance.
- Shares in the Fund can be bought or sold on a daily basis (save on certain bank holidays or public holidays and subject to certain restrictions described in Appendix 1 of the Prospectus). A list of the days on which shares in the Fund cannot be bought or sold is available on: <https://fund-docs.vanguard.com/Vanguard-Investments-Funds-ICVC.pdf>

For further information about the objectives and investment policy of the Fund and Vanguard's relationship with the index provider, please see Appendix 1 and the "Disclaimer" section of the Vanguard Investments Funds ICVC prospectus (the "Prospectus") on our website at <https://global.vanguard.com/> and the Fund's Consumer Facing Disclosure on our website at https://fund-docs.vanguard.com/SDR_CFD_Vanguard_ESG_Screened_Developed_World_All_Cap_Equity_Index_Fund_UK.pdf

Further information on the composition of the Index may be obtained at <https://www.ftserussell.com/products/indices/global-choice> and https://research.ftserussell.com/products/downloads/FTSE_Global_Choice_Index_Series_Ground_Rules.pdf

Risk and reward profile



- This indicator is based on historical data and may not be a reliable indication of the future risk profile of the Fund.
- The risk category shown is not guaranteed and may change over time.
- The lowest category does not mean "risk free".
- The Fund is rated 5 due to the nature of its investments which include the risks listed below. These factors may impact the value of the Fund's investments or expose the Fund to losses.
 - The value of equities and equity-related securities can be affected by daily stock market movements. Other influential factors include political, economic news, company earnings and significant corporate events.
 - Movements in currency exchange rates can adversely affect the return of your investment.
 - Investment risk is concentrated in specific sectors, countries, currencies or companies. This means the Fund is more sensitive to any localised economic, market, political or regulatory events.

The risk and reward indicator does not take account of the following risks of investing in the Fund:

- Counterparty risk. The insolvency of any institutions providing services such as safekeeping of assets or acting as counterparty to derivatives or other instruments, may expose the Fund to financial loss.
- Liquidity risk. Lower liquidity means there are insufficient buyers or sellers to allow the Fund to sell or buy investments readily. This could cause the Fund to incur higher costs when buying or selling investments or could

mean that the Fund is not able to buy or sell investments when it would like to do so.

- Tracking risk. The Fund is not expected to track the performance of the Index at all times with perfect accuracy. The Fund is, however, expected to provide investment results that, before expenses, generally correspond to the price and yield performance of the Index.
- Sampling risk. As the Fund uses an index sampling technique whereby a representative sample of securities are selected to represent the Index, there is the risk that the securities selected for the Fund may not, in the aggregate, approximate the full Index.
- Accuracy risk. There is no assurance that the Index provider will compile the Index accurately or that the Index will be determined, composed or calculated correctly.
- Environmental, Social and Governance risk. A Fund may track an index which screens out possible investments if they do not meet certain environmental, social and governance ("ESG") criteria. This may affect the Fund's exposure to certain issuers and cause the Fund to forego certain investment opportunities. The relevant Fund may perform differently to other funds, including underperforming funds that do not seek to screen investments in this way.
- Unscheduled rebalancing risk. Apart from scheduled rebalances, the index provider may carry out additional ad hoc rebalances to the Benchmark Index in order for example, to correct an error in the selection of index constituents.
- Use of derivatives. The use of derivatives could increase or reduce exposure to underlying assets and result in greater fluctuations of the Fund's net asset value.

For further information on risks please see the "Risk Factors" section of the Prospectus on our website at <https://global.vanguard.com>

Charges

The charges you pay are used to pay the costs of running the Fund, including the costs of marketing and distributing it. These charges reduce the potential growth of your investment.

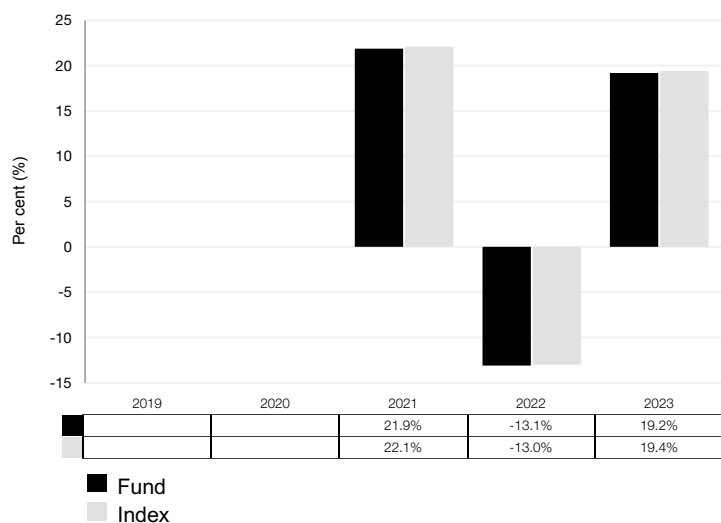
One-off charges taken before or after you invest	
Entry charge	None
Exit charge	None
This is the maximum that might be taken out of your money before it is invested / before the proceeds of your investment are paid out.	
Charges taken from the Fund over a year	
Ongoing charges	0.20%
Charges taken from the Fund under certain specific conditions	
Performance fee	None

The entry and exit charges shown are maximum figures and in some cases you might pay less. Investors can find out the actual entry and exit charges from their distributor and or adviser.

The ongoing charges figure is based on expenses for the year ended 31 December 2023. This figure may vary from year to year. It excludes portfolio transaction costs.

For further information about charges please see the sections entitled "Buying Shares", "Redeeming Shares", "Charges and Expenses", "Dilution Adjustment" and Appendix 1 of the Prospectus on our website at <https://global.vanguard.com>

Past performance



- **Past performance:**
- **Is not a reliable indication of future performance.**
- Includes ongoing charges and the reinvestment of income. It excludes entry and exit fees.
- Has been calculated in GBP.
- Shares in the Fund were first issued in 2020.
- This share class was launched in 2020.

Practical information

- **Depository:** State Street Trustees Limited.
- **Documents, prices of shares and further information:** You can obtain copies of the Prospectus and the latest annual and semi-annual report and accounts for Vanguard Investments Funds ICVC ("VIF") along with the latest published prices of shares and other practical information, from our website at <https://global.vanguard.com>. The documents are available in English and are free of charge.
- **Prices:** The last published prices of shares in the Fund are also available from the FT's website www.ft.com or <https://global.vanguard.com>
- **Tax:** VIF is subject to the tax laws of the United Kingdom. Depending on your country of residence, this may have an impact on your personal tax position. You are recommended to consult your professional tax adviser.
- **Liability:** VIUK may be held liable solely on the basis of any statement contained in this document that is misleading, inaccurate or inconsistent with the relevant parts of the Prospectus for VIF.
- **Sub-funds:** This document describes a sub-fund of VIF. The prospectus and periodic reports are prepared for the entire company.
- The Fund's assets belong exclusively to the Fund and shall not be used to discharge the liabilities of or claims against VIF, other sub-funds of VIF or any other person or body.
- **Shares:** The Fund is part of VIF and has both accumulation and income shares. You may switch some or all of your shares of one type, to shares of another type within the same Fund, or between other sub-funds of VIF or other funds managed by VIUK. Details of switching are provided in the Prospectus.
- Information about other share classes offered by VIF can be found in the prospectus or from our website at <https://global.vanguard.com>.
- Further information on the Index Provider please see the Fund's prospectus.
- **Remuneration policy:** Details of the Vanguard European Remuneration Policy are available at <https://www.ie.vanguard/content/dam/intl/europe/documents/ch/en/ucits-v-remuneration-policy.pdf> including: (a) a description of how remuneration and benefits are calculated; and (b) the identities of persons responsible for awarding remuneration and benefits. A paper copy of these details may be obtained, free of charge, on request from the Head of Human Resources, Europe, Vanguard Asset Services, Limited, 4th Floor The Walbrook Building, 25 Walbrook, London EC4N 8AF.

Key Investor Information

This document provides you with key investor information about this Fund. It is not marketing material. The information is required by law to help you understand the nature and the risks of investing in this Fund. You are advised to read it so you can make an informed decision about whether to invest.

Developed World Sustainable Equity Index Fund

a sub-fund of HSBC Index Tracker Investment Funds, (the "OEIC");
managed by HSBC Asset Management (Fund Services UK) Limited

Class: Income C
ISIN: GB00BN71RY93

Explanations of terms shown within the objectives and policy in bold, can be found within the glossary on the HSBC Global Asset Management (UK) Limited website: <http://www.assetmanagement.hsbc.com>.

Objectives and Investment Policy

- The Fund aims to track the performance of the FTSE Developed ESG Low Carbon Select Index (the "Index") before the deduction of charges.
- The Index is net of tax that applies to UK funds.
- The Index is comprised of the shares (**equities**) of large and medium sized companies from developed markets. The Index seeks to achieve a reduction in carbon emissions and fossil fuel reserves exposure and an improvement of the FTSE Russell ESG rating against that of the FTSE Developed Index (the 'Parent Index'). The Index also excludes the shares of certain companies based on sustainability criteria. Further information about the Index and the criteria can be found in the Prospectus.
- The Fund will invest directly in shares of all of the companies that make up the Index and in the same or very similar proportions in which they are included in the Index.
- However, there may be circumstances when it is not possible or practical for the Fund to invest in shares of all the companies of the Index. The Fund may not invest in all the companies of the Index to manage transaction costs or to reflect market conditions, regulations or HSBC's banned weapons policy.
- The Fund may hold cash and other funds, including funds managed by the **HSBC Group**, to manage day-to-day cash flow requirements.
- The anticipated **tracking error** for the Fund is expected to be up to 0.20%.

Use of derivatives

- The Fund may use different types of **derivatives** for **efficient portfolio management**, including **hedging**. In particular the Fund may use **derivatives** to help it manage cash flows and to gain exposure to companies that make up the Index. The Fund may invest up to 10% of its value in **contracts for differences**. The use of **derivatives** will be consistent with the risk profile of the Fund
- The Fund may enter into securities lending transactions for up to 29% of its assets. However, this is not expected to exceed 25%.
- Income is distributed.
- You may sell your investment on any business day by contacting the administrator before the dealing deadline at 12pm.
- Recommendation: this Fund may not be appropriate for investors who plan to withdraw their money within a period of 5 years.

Risk and Reward Profile



The risk and reward indicator is based on historical data and may not be a reliable indication of the future risk profile of the Fund.

The risk and reward category shown is not guaranteed to remain unchanged and may shift over time. The lowest category does not mean a risk-free investment.

Why is this Fund in this specific category?

This Fund is classified in category 5 because its price or simulated data has shown medium to high fluctuations historically.

Material risks not fully captured by the Risk and Reward Indicator:

- Counterparty Risk** The possibility that the counterparty to a transaction may be unwilling or unable to meet its obligations.
- Derivatives Risk** Derivatives can behave unexpectedly. The pricing and volatility of many derivatives may diverge from strictly

reflecting the pricing or volatility of their underlying reference(s), instrument or asset.

- Exchange Rate Risk** Changes in currency exchange rates could reduce or increase investment gains or investment losses, in some cases significantly.
- Index Tracking Risk** To the extent that the Fund seeks to replicate index performance by holding individual securities, there is no guarantee that its composition or performance will exactly match that of the target index at any given time ("tracking error").
- Investment Leverage Risk** Investment Leverage occurs when the economic exposure is greater than the amount invested, such as when derivatives are used. A Fund that employs leverage may experience greater gains and/or losses due to the amplification effect from a movement in the price of the reference source.
- Liquidity Risk** Liquidity is a measure of how easily the Fund's holdings can be quickly converted to cash. The value of the Fund's holdings may be significantly impacted by liquidity risk during adverse market conditions.
- Operational Risk** Operational errors may affect transactions, valuation, accounting, financial reporting and other processes relating to the Fund.

Charges

The charges you pay are used to pay the running costs of the Fund, including the marketing and distribution costs. These charges reduce the potential growth of the investment.

One-off charges taken before or after you invest

Entry charge	0.00%
Exit charge	0.00%

This is the maximum that might be taken out of your money before it is invested or before the proceeds of your investment are paid out.

Charges taken from the Fund over a year

Ongoing charge	0.17%
----------------	-------

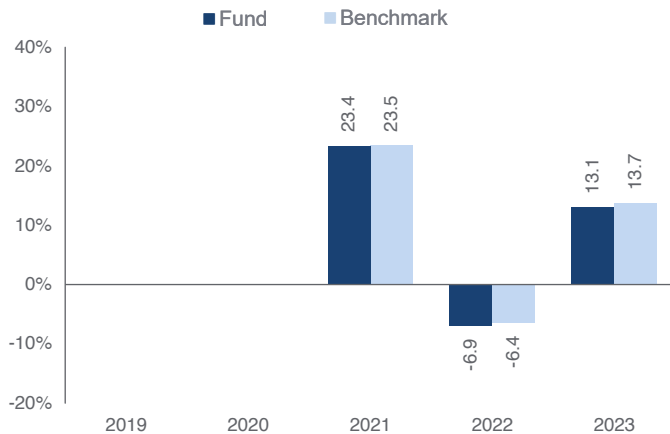
Charges taken from the Fund under certain specific conditions

Performance fee	None
-----------------	------

- The entry and exit charges shown are the maximum that may be charged. In some cases you may pay less. You can obtain the actual charges from your financial adviser.
- A conversion charge may be payable.
- The ongoing charges figure shown here is an estimate of the charges. The ongoing charges figure shown is an estimate due to a material change in the fee structure. The Fund's annual report for each financial year will include detail on the exact charges made.

Further information on Charges can be found in the "Fees and Expenses" section of the Fund's Prospectus.

Past Performance



- Past performance is not a guide to future performance; the value of your investment and any income from it can go down as well as up.
- Performance returns are based on the net asset value with distributable income reinvested. Past performance takes account of all ongoing charges but not entry, exit or conversion charges.
- The past performance of this share class is calculated in GBP.
- The performance of the Fund is shown against the performance of the FTSE Developed ESG Low Carbon Select Index.
- The Fund was launched on 10 December 2020.

Practical Information

Depository

State Street Trustees Limited.

Further information

Further information about the OEIC including the latest Prospectus, latest published prices of shares, annual report and half yearly report may be obtained free of charge, in English, from the Administrator, HSBC Asset Management (Fund Services UK) Limited, Sunderland SR43 4BF or by visiting www.assetmanagement.hsbc.com. The most recent Prospectus is available in English. This document describes a single share class of the OEIC. The Prospectus, annual and half yearly reports are prepared for the entire OEIC.

Share classes

Other share classes are available, as detailed in the Prospectus. It is possible to convert your shares into a different share class or switch your shares into a different Fund within the OEIC. Details of how to do this are in the Prospectus (please note an initial charge may apply).

Remuneration Policy

The Remuneration Policy of the Authorised Corporate Director, which describes the remuneration practices and governance arrangements for UCITS and AIFMD Authorised entities, is available at www.assetmanagement.hsbc.com (please select "About Us" then "Our Governance" then "Remuneration Practices and Governance Arrangements for UCITS and AIFMD Authorised Entities") or on request free of charge from the Administrator.

Tax

UK tax legislation may have an impact on your personal position.

Management Company

HSBC Asset Management (Fund Services UK) Limited, the Authorised Corporate Director, may be held liable solely on the basis of any statement contained in this document that is misleading, inaccurate or inconsistent with the relevant parts of the Prospectus for the OEIC.

Segregated liability

The OEIC is an umbrella investment company with segregated liability between Funds. This means that the holdings of one Fund are kept separate from the holdings of the other Funds and your investment in the Fund cannot be used to pay the liabilities of any other Fund.

The Fund is authorised in the United Kingdom and regulated by the Financial Conduct Authority. HSBC Asset Management (Fund Services UK) Limited is authorised in the United Kingdom and regulated by the Financial Conduct Authority.

This key investor information is accurate as at 26 July 2024.

This document provides you with key investor information about this fund. It is not marketing material. The information is required by law to help you understand the nature and the risks of investing in this fund. You are advised to read it so you can make an informed decision about whether to invest.

Schroder Global Sustainable Growth Fund

a sub-fund of Schroder Investment Fund Company

Class Z Accumulation GBP (GB00BF781R51)

This fund is managed by Schroder Unit Trusts Limited, which is a member of the Schroders Group.

Objectives and investment policy

Objectives

The fund aims to provide capital growth in excess of the MSCI All Country World (Net Total Return) Index (after the deduction of fees) over any three to five year period by investing in equity and equity related securities of companies worldwide which meet the investment manager's sustainability criteria.

Investment Policy

The fund is actively managed and invests at least 80% of its assets in a concentrated portfolio of equity and equity related securities of companies worldwide which meet the investment manager's sustainability criteria (please see the Fund Characteristics section for more details). The fund typically holds 30 to 50 companies.

The investment manager also engages with companies held by the fund to challenge identified areas of weakness on sustainability issues. More details on the investment manager's approach to sustainability and its engagement with companies are available on the website.

<https://www.schroders.com/en/uk/private-investor/strategic-capabilities/sustainability/>.

The fund does not directly invest in certain activities, industries or groups of issuers above the limits listed under "Sustainability Information" on the Fund's

webpage, accessed via

www.schroders.com/en/uk/private-investor/gfc.

The fund may also invest directly or indirectly in other securities (including in other asset classes), countries, regions, industries or currencies, collective investment schemes (including Schroder funds), warrants and money market instruments, and hold cash.

The fund may use derivatives with the aim of reducing risk or managing the fund more efficiently (for more information please refer to Appendix III, Section 10: Derivatives and Forwards of the Prospectus).

Benchmark

The fund's performance should be assessed against its target benchmark, being to exceed the MSCI All Country World (Net Total Return) Index. The investment adviser invests on a discretionary basis and is not limited to investing in accordance with the composition of this benchmark.

Dealing Frequency

You may redeem your investment upon demand. This fund deals daily.

Distribution Policy

This share class accumulates income received from the fund's investments, meaning it is kept in the fund and its value is reflected in the price of the share class.

Risk and reward profile



The risk and reward indicator

The risk category was calculated using simulated historical performance data and may not be a reliable indicator of the fund's future risk profile.

The fund's risk category is not guaranteed to remain fixed and may change over time.

A fund in the lowest category does not mean a risk-free investment.

The fund is in this category because it can take higher risks in search of higher rewards and its price may rise and fall accordingly.

Risk factors

Performance risk: Investment objectives express an intended result but there is no guarantee that such a result will be achieved. Depending on market conditions and the macro economic environment, investment objectives may become more difficult to achieve.

Concentration risk: The fund may be concentrated in a limited number of geographical regions, industry sectors, markets and/or individual positions.

This may result in large changes in the value of the fund, both up or down.

Sustainable Investing Risk: The fund applies sustainability criteria in its selection of investments. This investment focus may limit the fund's exposure to companies, industries or sectors and the fund may forego investment opportunities that do not align with its sustainability criteria chosen by the investment manager. As investors may differ in their views of what constitutes sustainability, the fund may invest in companies that do not reflect the beliefs or values of any particular investor.

Currency risk: The fund may lose value as a result of movements in foreign exchange rates, otherwise known as currency rates.

Derivatives risk: Derivatives, which are financial instruments deriving their value from an underlying asset, may be used to manage the portfolio efficiently. A derivative may not perform as expected, may create losses greater than the cost of the derivative and may result in losses to the fund.

Liquidity risk: In difficult market conditions, the fund may not be able to sell a security for full value or at all. This could affect performance and could cause the fund to defer or suspend redemptions of its shares, meaning investors may not be able to have immediate access to their holdings.

Operational risk: Operational processes, including those related to the safekeeping of assets, may fail. This may result in losses to the fund.

Charges

One-off charges taken before or after you invest

Entry charge None

Exit charge None

This is the maximum that might be taken out of your money before it is invested or before the proceeds of your investment are paid out.

Charges taken from the fund over a year

Ongoing charges 0.84%

Charges taken from the fund under certain specific conditions

Performance fee

None

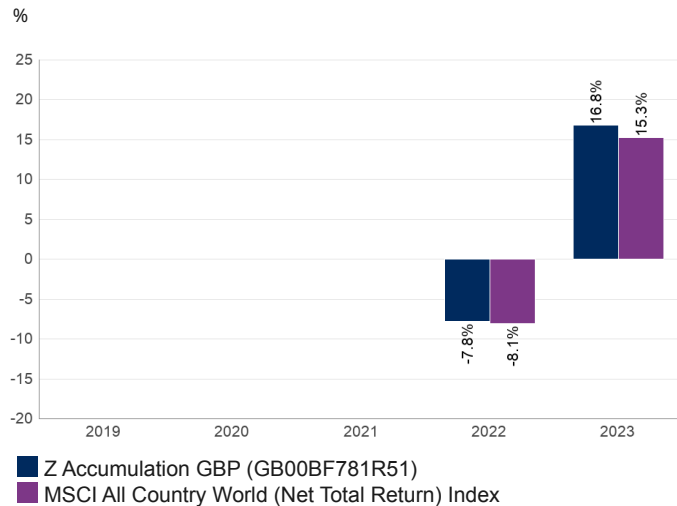
The charges you pay are used to pay the costs of running the fund, including the costs of marketing and distributing it. These charges reduce the potential growth of your investment.

The entry and exit charges shown are maximum figures and in some cases you might pay less. You can find out the actual entry and exit charges from your financial advisor.

The ongoing charges figure is based on the last year's expenses for the year ending December 2023 and may vary from year to year.

Please see the prospectus for more details about the charges.

Past performance



Past performance is not a guide to future performance and may not be repeated. The value of investments may go down as well as up and you may not get back the amount you originally invested.

The chart shows performance in British pound after the ongoing charges and the portfolio transaction costs have been paid.

The fund was launched on 19/01/2021.

The shareclass was launched on 19/01/2021.

Practical information

Depository: J. P. Morgan Europe Ltd.

Further information: You can get further information about this fund, including the prospectus, latest annual report, any subsequent half-yearly reports and the latest price of units from www.schroders.com/ukinvestor and from Schroders, PO Box 1402, Sunderland, SR43 4AF, England, telephone 0800 182 2399. They are in English, free of charge.

Tax legislation: The fund is subject to UK tax legislation which may have an impact on your personal tax position.

Liability: Schroder Unit Trusts Ltd may be held liable solely on the basis of any statement contained in this document that is misleading, inaccurate or inconsistent with the relevant parts of the fund's prospectus.

Umbrella fund: This fund is a sub-fund of an umbrella fund, the name of which is at the top of this document. The prospectus and periodic reports are prepared for the entire umbrella fund. To protect investors, the assets and liabilities of each sub-fund are segregated by law from those of other sub-

funds.

Switches: Subject to conditions, you may apply to switch your investment into another share class within this fund or in another Schroder fund. Please see the prospectus for more details.

Remuneration policy: A summary of Schroders' remuneration policy and related disclosures is at www.schroders.com/remuneration-disclosures. A paper copy is available free of charge upon request.

The policy includes a description of how remuneration and benefits are calculated & the identities of persons responsible for awarding the remuneration and benefits.

Benchmark: The target benchmark has been selected because it is representative of the type of investments in which the Fund is likely to invest, and it is, therefore, an appropriate target in relation to the return that the Fund aims to provide.

Glossary: You can find an explanation of some of the terms used in this document at www.schroders.com/ukinvestor/glossary.

Key Investor Information

This document provides you with key investor information about this fund. It is not marketing material. The information is required by law to help you understand the nature and the risks of investing in this fund. You are advised to read it so you can make an informed decision about whether to invest.

Fidelity Sustainable Global Equity Income Fund

a sub-fund of Fidelity Investment Funds IX

Fidelity Sustainable Global Equity Income Fund W Accumulation Shares
(ISIN:GB0034204569)

This fund is managed by FIL Investment Services (UK) Limited

Objectives and Investment Policy

Objective: The fund aims to provide income and long-term capital growth over a period of 5 years or more.

Investment Policy: The fund is part of the Fidelity Sustainable Family of Funds and adheres to the Fidelity Sustainable Family Framework under which at least 70% of the fund's net assets will be invested in issuers deemed to maintain sustainable characteristics. The fund will also adhere to the Fidelity Sustainable Family exclusion policy. The fund will invest at least 70% in the shares of companies globally, which maintain sustainable characteristics. This could include investment in countries considered to be emerging markets as determined by the Investment Manager at its sole discretion. The Investment Manager will choose investments which it believes offer attractive dividend yields in addition to price appreciation. The Investment Manager seeks to identify and select companies with an attractive, sustainable dividend income and/or sustainable income growth.

Emerging markets are countries progressing toward becoming advanced, usually shown by some development in financial markets, the existence of some form of stock exchange and a regulatory body. Companies with sustainable characteristics are those which the Investment Manager believes have effective governance and management of environmental and social issues. The fund may also obtain exposure to companies globally which demonstrate improving sustainable characteristics and other transferable securities, collective investment schemes, money market instruments, cash and deposits and is also able to use derivatives for efficient portfolio management (but not on any significant basis). Such investments will be made to take advantage of investment opportunities consistent with the income and growth objectives of the fund. The fund may also take positions which enable it to benefit from falling asset prices. The fund aims to hold a concentrated portfolio, investing in 30-50 companies or other types of investment. Further information on sustainable stock selection for the fund can be found at fidelity.co.uk/sustgeiinfo


Investment Process: The fund is actively managed. The Investment Manager identifies suitable opportunities for the fund utilising in-house research and investment capabilities. The Investment Manager will, when selecting investments for the fund and for the purposes of monitoring risk, consider the MSCI All Country World Index. The Investment Manager has a wide degree of freedom relative to the index and may take larger, or smaller, positions in companies, and/or may invest outside the index, to take advantage of investment opportunities. This means the fund's investments and therefore performance may vary significantly from the index.

Derivatives and Techniques: Derivatives are investments whose value is linked to another investment, or to the performance of a stock exchange or to some other variable factor, such as interest rates and used to reduce risk or transaction costs and/or to generate extra income or further increase the value of your investment.

Additional information: Income from the fund is either paid out to you or it is used to buy you more shares in the fund. Shares

can usually be bought and sold each business day of the fund. The fund's performance can be compared to the MSCI All Country World Index.

Risk and Reward Profile



Historical data may not be a reliable indication for the future. The risk category shown is not guaranteed and may change over time.

The lowest category does not mean a "risk free" investment.

The risk and reward profile is classified by the level of historical fluctuation of the Net Asset Values of the share class, and within this classification, categories 1-2 indicate a low level of historical fluctuations, 3-5 a medium level and 6-7 a high level.

The value of your investment may fall as well as rise and you may get back less than you originally invested.

The fund may invest in instruments denominated in currencies other than the fund base currency. Changes in currency exchange rates can therefore affect the value of your investment.

This Fund is categorised in risk class 5 because, in accordance with the investment policy, the value of the investments may fluctuate somewhat sharply. Consequently, both the expected return and the potential risk of loss may be above average. As the fund invests in a relatively small number of investments or issuers it may experience a more volatile Net Asset Value as a result of this concentration of holdings relative to a fund that diversifies across a larger number of investments or issuers.

Charges for this fund

The charges you pay are used to pay the costs of running the fund, including the costs of marketing and distributing it. These charges reduce the potential growth of your investment.

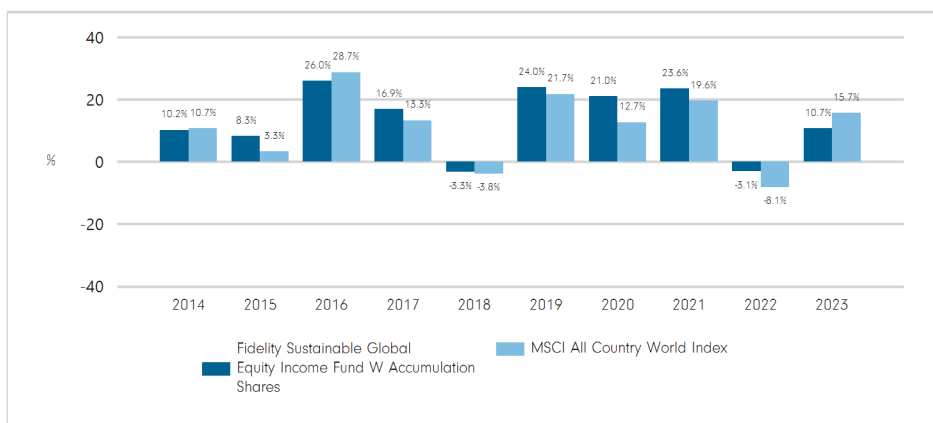
One-off charges taken before or after you invest	
Entry charge	0.00%
Exit charge	0.00%
The entry and exit charges shown are maximum figures. In some cases you might pay less - you can find this out from your financial adviser / distributor.	
Charges taken from the fund over a year	
Ongoing charges	0.90%
Charges taken from the fund under certain specific conditions	
Performance fee	N/A

This is the maximum that might be taken out of your money before it is invested or before the proceeds of your investment are paid out.
The ongoing charges figure shown here for this new class is an estimate of the charges. This figure may vary from year to year. It excludes:

- performance fees (where applicable);
- portfolio transaction costs, except in the case of an entry/exit charge paid by the fund when buying or selling units in another collective investment undertaking.

For more information about charges, including the possibility that swing pricing may apply, please consult the most recent Prospectus.

Past Performance



Past performance is not a guide to future performance results.

If any, the past performance shown takes into account the ongoing charges with exception of any applicable entry/exit charges.

The Fund and the Class were launched on 31 January 2004.

Past performance has been calculated in GBP.

If applicable, events in the fund's life which may have affected the performance history are highlighted as an '*' in the chart, which may include changes to the fund's objective and details of such events can be found on our website or by requesting it from your appointed representative or your usual Fidelity contact. If applicable, the Investment Objective section shall refer to a benchmark and information on previous benchmarks may be found in the Annual Report and Accounts. This Class was previously the Accumulation Class of the fund.

Practical Information

Depository: JP Morgan Europe Limited.

This key information document describes a sub-fund of Fidelity Investment Funds IX (the "Fund"). The prospectus and periodic reports are prepared for the entire Fund.

For more information, please consult the prospectus and latest reports and accounts which may be obtained free of charge in English from FIL Investment Services (UK) Limited. These documents and details of the remuneration policy are available via <https://www.fil.com>.

The tax legislation in United Kingdom may have an impact on your personal tax position. For further details you should consult a tax advisor.

FIL Investment Services (UK) Limited may be held liable solely on the basis of any statement contained in this document that is misleading, inaccurate or inconsistent with the relevant parts of the prospectus of the fund.

The Net Asset Value of the fund is available at the registered office of FIL Investment Services (UK) Limited, and at www.fidelityinternational.com.

The assets and liabilities of the fund are segregated by law from those of other sub-funds and there is no cross-liability among the sub-funds.

You may have the right to switch from this share class into the same or possibly other share class types of another sub-fund of the Fund. Details on switching rules may be found in the Prospectus.

This fund is authorised in United Kingdom and regulated by Financial Conduct Authority (FCA).

FIL Investment Services (UK) Limited is authorised in United Kingdom and regulated by Financial Conduct Authority (FCA).

This key investor information is accurate as at 26/01/2024.

Key Investor Information

This document provides you with key investor information about this Fund. It is not marketing material. The information is required by law to help you understand the nature and the risks of investing in this Fund. You are advised to read it so you can make an informed decision about whether to invest.

M&G Global Sustain Paris Aligned Fund

a sub-fund of M&G Investment Funds (1)

Sterling Class I – Accumulation shares ISIN no. GB00B77HHZ62

Managed by M&G Securities Limited

Objective and investment policy

Objective:

The fund aims to:

- provide a combination of capital growth and income, net of the Ongoing Charge Figure, that is higher than that of the MSCI World Index over any five-year period; and
- invest in companies that contribute towards the Paris Agreement climate change goal.

Core investment: At least 80% of the fund is invested directly in the shares of companies, across any sector and of any size, from anywhere in the world. The fund is concentrated and usually holds shares in fewer than 40 companies. The fund invests in assets securities that meet the ESG Criteria and Sustainability Criteria. Norms-, sector- and/or values-based exclusions apply to investments. Investments via other funds or derivatives, and in cash or near cash, may be subject to different ESG Criteria and/or Sustainability Criteria.

Other investments: The fund may invest in other funds (including funds managed by M&G) and cash or assets that can be turned into cash quickly.

Derivatives usage: To reduce risk and costs.

Strategy in brief: The fund manager makes long-term investments in the shares of companies with sustainable business models. Companies expected to contribute to the global warming objectives of the Paris Agreement, by either having a Low and/or a Reducing Carbon Intensity, are selected. Low Carbon Intensity means a carbon intensity lower than 50% of the weighted average carbon intensity of the benchmark. Sustainability considerations are fully integrated into the investment process.

Benchmark: MSCI World Index

The benchmark is the target for the fund's financial objective and is used to measure the fund's financial performance. The index has been chosen as the fund's benchmark as it best reflects the financial aspects of the fund's investment policy.

The benchmark is also used to define what a Low Carbon Intensity company is. The fund manager considers the fund's weighted average carbon intensity against the benchmark when constructing the portfolio, but the benchmark does not otherwise constrain portfolio construction.

The fund is actively managed and within given constraints, the fund manager has freedom in choosing which investments to buy, hold and sell in the fund. The fund's holdings may deviate significantly from the benchmark's constituents, and as a result performance may deviate materially from the benchmark.

For unhedged and hedged share classes, the benchmark is shown in the share class currency.

Additional information can be found on the M&G website, including:

- A [glossary](#) providing an explanation of some terms used in this document.
- the Prospectus including the fund's objective and investment policy.
- The [fund's ESG Criteria](#)
- an Annual Report to assess the fund's non-financial objective, when available
- periodic reports on the fund's non-financial objective.

Other information


You can buy and sell shares in the fund on any business day. Instructions received before 12 noon will be dealt at that day's price.

Any income from the fund will be rolled up into the value of your investment.

In addition to the charges set out in the charges section, the fund will incur portfolio transaction costs which are paid from the assets of the fund. These can be higher when investing outside Europe.

Recommendation: This fund may not be appropriate for investors who plan to withdraw their money within 5 years.

Risk and reward profile



■ The above risk and reward indicator is based on historical data and may not be a reliable indication of the future risk profile of this share class. This Share Class is categorised in risk class 5 because its Net Asset Value has shown medium to high rises and falls in value historically.

- The risk number shown is not guaranteed and may change over time.
- The lowest risk number does not mean risk free.

The main risks that could affect performance are set out below:

- The value and income from the fund's assets will go down as well as up. This will cause the value of your investment to fall as well as rise. There is no guarantee that the fund will achieve its objective and you may get back less than you originally invested.
- The fund holds a small number of investments, and therefore a fall in the value of a single investment may have a greater impact than if it held a larger number of investments.
- The fund can be exposed to different currencies. Movements in currency exchange rates may adversely affect the value of your investment.
- Investing in emerging markets involves a greater risk of loss due to greater political, tax, economic, foreign exchange, liquidity and regulatory risks, among other factors. There may be difficulties in buying, selling, safekeeping or valuing investments in such countries.
- In exceptional circumstances where assets cannot be fairly valued, or have to be sold at a large discount to raise cash, we may temporarily suspend the fund in the best interest of all investors.
- The fund could lose money if a counterparty with which it does business becomes unwilling or unable to repay money owed to the fund.
- Operational risks arising from a failure or delay in operational processes and systems, or the failure of a third party provider may affect the value of your investments. Where this results in compensation needing to be paid, this may be paid some time after the original loss is experienced.

Further details of the risks that apply to the fund can be found in the fund's Prospectus at www.mandg.co.uk/literature

Charges

The charges shown in the table are used to pay the costs of running the fund, including the costs of marketing and distributing it. These charges reduce the potential growth of your investment.

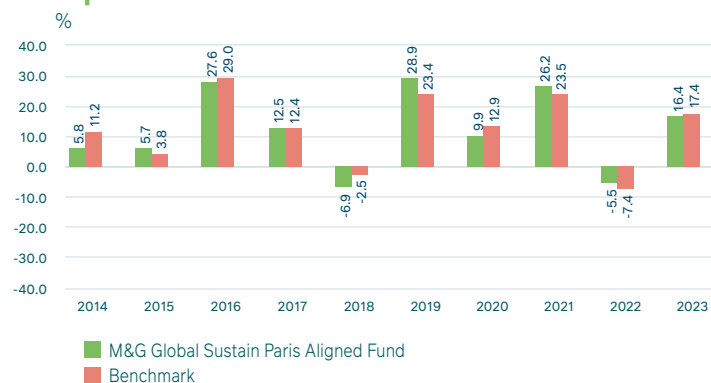
One-off charges taken before or after you invest	
Entry charge	0.00%
Exit charge	0.00%
This is the maximum that might be taken out of your money before it is invested or before the proceeds of your investment are paid out.	
Charges taken from the fund over a year	
Ongoing charge	0.70%
Charges taken from the fund under certain specific conditions	
Performance fee	None

The entry and exit charges shown are the maximum figures and, in some cases, you may pay less. You can find out the exact charges which apply to your investment by contacting your financial adviser or distributor or, if you have invested directly with us, you can contact us using the details given in the practical information section.

The ongoing charge figure shown is an estimate due to a change in the annual charge of the share class. The fund's annual report for each financial year will include details of the exact charges made. This figure may change from year to year. It excludes portfolio transaction costs.

For more information on charges, please see the relevant sections of the Prospectus at www.mandg.co.uk/literature

Past performance



- Past performance is not a guide to future performance.
- Performance calculation includes UK taxes. It does not take into account the entry and exit charges but does take into account the ongoing charge and the Performance fee, as shown in the charges section.
- The fund launched on 19 December 1967 and the Sterling Class I Accumulation share class launched on 03 August 2012.
- Performance is calculated using Sterling Class I Accumulation shares.
- Benchmark performance has been calculated in GBP.
- The fund changed its name, investment objective and investment strategy – as reflected in the Objective and Investment Policy section on page 1 – on 31 August 2021. Prior to this date, the fund was named M&G Global Select Fund. Fund performance before this date was therefore achieved under different circumstances.

Benchmark:

01 January 2014 to 31 December 2015 - MSCI ACWI Index
01 January 2016 to 31 December 2023 - MSCI World Index

Practical information

The depositary is NatWest Trustee and Depositary Services Limited.

For more information about this fund, please visit www.mandg.co.uk/literature where you will find a copy of the Prospectus, Instrument of Incorporation and the latest annual or interim Investment Report and Financial Statements. These documents are in English and are available free of charge. Our website also provides other information such as share prices.

UK tax laws apply to the fund, and this may affect your personal tax position. Please speak to an adviser for more information.

M&G Securities Limited may be held liable solely on the basis of any statement contained in this document that is misleading, inaccurate or inconsistent with the relevant parts of the Prospectus for the fund.

The fund is a sub-fund of M&G Investment Funds (1), an umbrella Open Ended Investment Company (OEIC). The Prospectus, and annual or interim Investment Report and Financial Statements contain information about all of the sub-funds in M&G Investment Funds (1).

The assets of each sub-fund within the umbrella OEIC are segregated by law. This means that the assets belong exclusively to that sub-fund and shall not be used or made available to pay the debts of any other sub-fund or the umbrella OEIC.

You may switch between other sub-funds of M&G Investment Funds (1). An entry charge may apply. Details on switching are provided in the Important Information for Investors document and the fund's Prospectus, or by calling M&G Customer Relations on 0800 390 390.

Other share classes may exist for the fund as set out in the relevant Prospectus.

For up-to-date details of the staff remuneration policy that applies to M&G Securities Limited, including a description of how remuneration and benefits are calculated, the make-up of the remuneration committee, and the identities of persons responsible for awarding the remuneration and benefits, please visit www.mandg.co.uk/remuneration. We will provide a paper copy of this information, free of charge, if you require one.

This Fund is authorised in the UK and regulated by the Financial Conduct Authority. M&G Securities Limited is authorised in the UK and regulated by the Financial Conduct Authority.

This key investor information is accurate as at 12 February 2024.

Key Investor Information

This document provides you with key investor information about this fund. It is not marketing material. The information is required by law to help you understand the nature and the risks of investing in this fund. You are advised to read it so you can make an informed decision about whether to invest.

Vanguard Global Capital Stewards Equity Fund (the "Fund")

A sub-fund of Vanguard® Investments Funds ICVC

GBP Acc

ISIN: GB00BMV9B621

Authorised Corporate Director: Vanguard Investments UK, Limited ("VIUK")

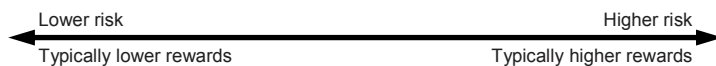
Objectives and investment policy

- The Fund seeks to provide an increase in the value of investments over the long-term (more than 5 years), through a combination of capital growth and income. The Fund aims to achieve this whilst selecting investments which meet certain sustainability criteria.
- The Fund is actively managed and seeks to achieve its investment objective by investing at least 90% of the Fund's assets in shares issued by large companies worldwide which demonstrate good governance and act as good "stewards" of their capital. Such investments will be selected following a financial assessment, a governance assessment and in accordance with the sustainability approach.
- The Fund can invest in all countries, sectors and industries and will typically hold shares of 35 to 45 companies
- The Fund will seek to invest in companies whose management teams and boards display strong corporate governance (i.e., companies that balance the interests of all customers, employees, communities and suppliers) in the pursuit of profits and consider environmental, social and governance risks and opportunities in their corporate strategy.
- The Fund will only invest in companies that have at least one of the following: (i) a net zero science-based target; (ii) a non-science-based target which is a public active emissions reduction target; or (iii) a combined scope 1+2 intensity (tons CO2/\$M revenue) target that is at least 25% below their industry average based on publicly disclosed emissions. Scope 3 emissions are not included.
- The Manager considers that investments in companies with significant exposure to certain activities would not be suitable for the Fund due to the impact that such companies have on society and/or the environment. The exclusions policy can be found at <https://fund-docs.vanguard.com/VanguardCapitalStewardsEquityFundExclusionsPolicy.pdf>. The Fund will avoid investing in shares issued by companies involved in and/or deriving revenue (above a threshold specified by the Manager and set out in the exclusions policy) from thermal coal extraction or thermal coal-based power generation, production and generation of oil sands, production of tobacco related products, nuclear weapons and controversial weapons.
- The Fund attempts to remain fully invested and hold small amounts of cash except in extraordinary market, political or similar conditions where the Fund may temporarily depart from this investment policy to avoid losses.

- The currency of the share class is GBP.
- The FTSE All-World Index (the "Index") serves as a reference benchmark for both performance comparison and weighted average carbon intensity comparison. Whilst the Fund may hold investments that are components of the Index, the Index is not considered during portfolio construction and the Manager will not manage the extent to which the Fund's investments differ from the Index.
- The Fund invests in securities which are denominated in currencies other than the share class currency. Movements in currency exchange rates can affect the return of investments.
- The Fund may use derivatives in order to reduce risk or cost and/or generate extra income or growth (known as "efficient portfolio management"). A derivative is a financial contract whose value is based on the value of a financial asset (such as a share, bond, or currency) or a market index.
- The currency of the share class is GBP.
- The Fund is appropriate for long-term investment. You should have an investment horizon of at least 5 years.
- Income from the Fund will be reinvested and reflected in the price of shares in the Fund.
- Portfolio transaction costs will have an impact on performance.
- Shares in the Fund can be bought or sold on a daily basis (save on certain bank holidays or public holidays and subject to certain restrictions described in Appendix 1 of the Prospectus). A list of the days on which shares in the Fund cannot be bought or sold is available on: <https://fund-docs.vanguard.com/VanguardInvestmentsFunds-ICVC.pdf>

For further information about the objectives and investment policy of the Fund, including its Sustainability Asset Selection Criteria, please see Appendix 1 of the Vanguard Investments Funds ICVC prospectus (the "Prospectus") on our website at <https://global.vanguard.com/> and the Fund's Consumer Facing Disclosure on our website at https://fund-docs.vanguard.com/SDR_CFD_Vanguard_Global_Capital_Stewards_Equity_Fund.pdf

Risk and reward profile



1	2	3	4	5	6	7
---	---	---	---	---	---	---

- This indicator is based on historical data and may not be a reliable indication of the future risk profile of the Fund.
- The risk category shown is not guaranteed and may change over time.
- The lowest category does not mean "risk free".
- The Fund is rated 5 due to the nature of its investments which include the risks listed below. These factors may impact the value of the Fund's investments or expose the Fund to losses.
 - The value of equities and equity-related securities can be affected by daily stock market movements. Other influential factors include political, economic news, company earnings and significant corporate events.
 - Movements in currency exchange rates can adversely affect the return of your investment. Currency hedging is not guaranteed to completely eliminate currency risk.
 - Emerging markets are generally more sensitive to economic and political conditions than developed markets. Other factors include greater "Liquidity Risk", restrictions on investment or transfers of assets and failed/delayed delivery of securities or payments to the Fund.

- Investment risk is concentrated in specific sectors, countries, currencies or companies. This means the Fund is more sensitive to any localised economic, market, political or regulatory events.

The risk and reward indicator does not take account of the following risks of investing in the Fund:

- Counterparty risk. The insolvency of any institutions providing services such as safekeeping of assets or acting as counterparty to derivatives or other instruments, may expose the Fund to financial loss.
- Sustainability risk. The Fund may not make possible investments if they do not meet the Fund's Sustainability Approach. This may affect the Fund's exposure to certain issuers and cause the Fund to forego certain investment opportunities.
- Liquidity risk. Lower liquidity means there are insufficient buyers or sellers to allow the Fund to sell or buy investments readily. This could cause the Fund to incur higher costs when buying or selling investments or could mean that the Fund is not able to buy or sell investments when it would like to do so.
- Use of derivatives. The use of derivatives could increase or reduce exposure to underlying assets and result in greater fluctuations of the Fund's net asset value.

For further information on risks please see the "Risk Factors" section of the Prospectus on our website at <https://global.vanguard.com>

Charges

The charges you pay are used to pay the costs of running the Fund, including the costs of marketing and distributing it. These charges reduce the potential growth of your investment. Any charges to the investor will be taken from capital, not income. This may increase the level of income paid but will result in capital erosion and will constrain growth.

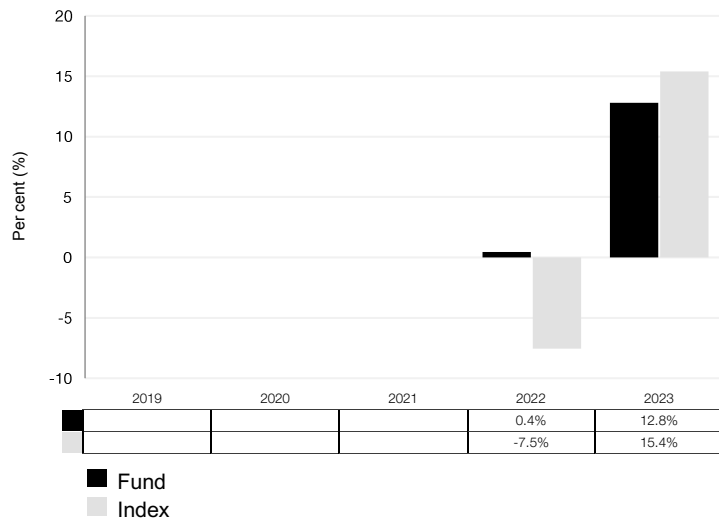
One-off charges taken before or after you invest	
Entry charge	None
Exit charge	None
This is the maximum that might be taken out of your money before it is invested / before the proceeds of your investment are paid out.	
Charges taken from the Fund over a year	
Ongoing charges	0.48%
Charges taken from the Fund under certain specific conditions	
Performance fee	None

The entry and exit charges shown are maximum figures and in some cases you might pay less. Investors can find out the actual entry and exit charges from their distributor and or adviser.

The ongoing charges figure is based on expenses for the year ended 31 December 2023. This figure may vary from year to year. It excludes portfolio transaction costs.

For further information about charges please see the sections entitled "Buying Shares", "Redeeming Shares", "Charges and Expenses", "Dilution Adjustment" and Appendix 1 of the Prospectus on our website at <https://global.vanguard.com>

Past performance



• Past performance:

• Is not a reliable indication of future performance.

- Includes ongoing charges and the reinvestment of income. It excludes entry and exit fees.
- Has been calculated in GBP.
- Shares in the Fund were first issued in 2021.
- This share class was launched in 2021.
- The Fund does not aim to track the performance of the index.

Practical information

- **Depositary:** State Street Trustees Limited.
- **Documents, prices of shares and further information:** You can obtain copies of the Prospectus and the latest annual and semi-annual report and accounts for Vanguard Investments Funds ICVC ("VIF") along with the latest published prices of shares and other practical information, from our website at <https://global.vanguard.com>. The documents are available in English and are free of charge.
- **Prices:** The last published prices of shares in the Fund are also available from the FT's website www.ft.com or <https://global.vanguard.com>
- **Tax:** VIF is subject to the tax laws of the United Kingdom. Depending on your country of residence, this may have an impact on your personal tax position. You are recommended to consult your professional tax adviser.
- **Liability:** VIUK may be held liable solely on the basis of any statement contained in this document that is misleading, inaccurate or inconsistent with the relevant parts of the Prospectus for VIF.
- **Sub-funds:** This document describes a sub-fund of VIF. The prospectus and periodic reports are prepared for the entire company.
- The Fund's assets belong exclusively to the Fund and shall not be used to discharge the liabilities of or claims against VIF, other sub-funds of VIF or any other person or body.
- **Shares:** The Fund is part of VIF and has both accumulation and income shares. You may switch some or all of your shares of one type, to shares of another type within the same Fund, or between other sub-funds of VIF or other funds managed by VIUK. Details of switching are provided in the Prospectus.
- Information about other share classes offered by VIF can be found in the prospectus or from our website at <https://global.vanguard.com>.
- Further information on the Index Provider please see the Fund's prospectus.
- **Remuneration policy:** Details of the Vanguard European Remuneration Policy are available at <https://www.ie.vanguard/content/dam/intl/europe/documents/ch/en/ucits-v-remuneration-policy.pdf> including: (a) a description of how remuneration and benefits are calculated; and (b) the identities of persons responsible for awarding remuneration and benefits. A paper copy of these details may be obtained, free of charge, on request from the Head of Human Resources, Europe, Vanguard Asset Services, Limited, 4th Floor The Walbrook Building, 25 Walbrook, London EC4N 8AF.

Key Investor Information

This document provides you with key investor information about this fund. It is not marketing material. The information is required by law to help you understand the nature and the risks of investing in this fund. You are advised to read it so you can make an informed decision about whether to invest.

Vanguard ESG Emerging Markets All Cap Equity Index Fund (the "Fund")

A sub-fund of Vanguard Investment Series Plc

GBP Dist

ISIN: IE00BKV0W029

Manager: Vanguard Group (Ireland) Limited ("VGIL")

Objectives and investment policy

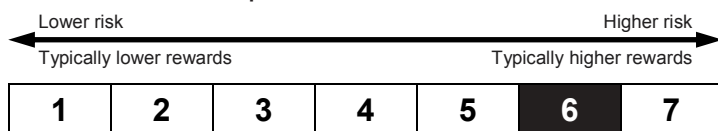
- The Fund employs a passive management – or indexing – investment approach and seeks to track the performance of the FTSE Emerging All Cap Choice Index (the "Index").
- The Index is a market-capitalisation-weighted index composed of large-, mid-, and small-cap stocks of companies located in emerging market countries. Market-capitalisation is the value of a company's outstanding shares in the market and shows the size of a company. The Index is constructed from the FTSE Emerging All Cap Index (the "Parent Index") which is then screened for certain environmental, social, and corporate governance criteria by the sponsor of the Index, which is independent of Vanguard.
- The Fund promotes environmental and social characteristics by excluding companies from its portfolio based on the impact of their conduct or products on society and / or the environment. This is met by tracking the Index.
- The Index excludes shares of companies that the sponsor of the Index determines to be engaged or involved in, and / or derive revenue (above a threshold specified by the Index provider) from, the following activities: Vice products, Non-renewable energy, Weapons, and Controversies.
- The Fund's investments will, at the time of purchase, comply with the ESG requirements of the Index, except as otherwise described below regarding the use of derivatives or in the Prospectus. The Fund may hold securities which do not comply with the ESG requirements of the Index until such time as the relevant securities cease to form part of the Index and it is possible and practicable (in the investment manager's view) to liquidate the position.
- The Fund attempts to:
 - Track the performance of Index by investing in all, or substantially all, of the constituent securities of the Index in the same proportion as the Index. Where not practicable to fully replicate, the Fund will use a sampling process.
 - Remain fully invested except in extraordinary market, political or similar conditions where the Fund may temporarily depart from this investment

policy to avoid losses.

- The Fund may use derivatives in order to reduce risk or cost and/or generate extra income or growth. A derivative is a financial contract whose value is based on the value of a financial asset (such as a share, bond, or currency) or a market index. Derivatives on an index (e.g. swaps, futures) may contain some underlying constituents which may not meet the ESG criteria.
- The base currency of the Fund is USD.
- The Fund invests in securities which are denominated in currencies other than the base currency. Movements in currency exchange rates can affect the return of investments.
- The Fund may engage in short term secured lending of its investments to certain eligible third parties. This is used as a means of generating additional income and to off-set the costs of the Fund. In this regard, the Fund may receive collateral which may not meet the ESG criteria.
- The Fund is appropriate for long-term investment. You should have an investment horizon of at least 5 years.
- Income from the Fund will be paid out.
- Portfolio transaction costs will have an impact on performance.
- Subject to certain exceptions set out in the Prospectus, Shares in the Fund can be bought or sold or exchanged on a daily basis (save on certain bank / public holidays and subject to certain restrictions described in Appendix 1 of the Prospectus or in a separate Supplement) by submitting an application in writing. A list of the days on which shares in the Fund cannot be bought or sold is available on <https://fund-docs.vanguard.com/holiday-calendar-vanguard-investment-series-plc-irish-funds.pdf>

For further information about the objectives and investment policy of the Fund, as well as the limited relationship with the Index provider, please see Appendix 1 and Appendix 6 of the Vanguard Investment Series plc prospectus (the "Prospectus") on our website at <https://global.vanguard.com>

Risk and reward profile



- This indicator is based on historical data and may not be a reliable indication of the future risk profile of the Fund.
- The risk category shown is not guaranteed and may change over time.
- The lowest category does not mean "risk free".
- The Fund is rated 6 due to the nature of its investments which include the risks listed below. These factors may impact the value of the Fund's investments or expose the Fund to losses.
 - The value of equities and equity-related securities can be affected by daily stock market movements. Other influential factors include political, economic news, company earnings and significant corporate events.
 - Movements in currency exchange rates can adversely affect the return of your investment.
 - Emerging markets are generally more sensitive to economic and political conditions than developed markets. Other factors include greater 'Liquidity Risk', restrictions on investment or transfers of assets and failed/delayed delivery of securities or payments to the Fund.
 - Investment risk is concentrated in specific sectors, countries, currencies or companies. This means the Fund is more sensitive to any localised economic, market, political or regulatory events.
 - Use of derivatives. The use of derivatives could increase or reduce exposure to underlying assets and result in greater fluctuations of the Fund's net asset value.

The risk and reward indicator does not take account of the following risks of investing in the Fund:

- Counterparty risk. The insolvency of any institutions providing services such as safekeeping of assets or acting as counterparty to derivatives or other instruments, may expose the Fund to financial loss.
- Liquidity risk. Lower liquidity means there are insufficient buyers or sellers to allow the Fund to sell or buy investments readily. This could cause the Fund to incur higher costs when buying or selling investments or could mean that the Fund is not able to buy or sell investments when it would like to do so.
- Index tracking risk. The Fund is not expected to track the performance of the Index at all times with perfect accuracy. The Fund is, however, expected to provide investment results that, before expenses, generally correspond to the price and yield performance of the Index.
- Index sampling risk. As the Fund may use an index sampling technique whereby a representative sample of securities are selected to represent the Index, there is the risk that the securities selected for the Fund may not, in the aggregate, approximate the full Index.
- Accuracy risk. There is no assurance that the Index provider will compile the Index accurately or that the Index will be determined, composed or calculated correctly.
- Environmental, Social and Governance risk. A Fund may track an index which screens out possible investments if they do not meet certain environmental, social and governance ("ESG") criteria. This may affect the Fund's exposure to certain issuers and cause the Fund to forego certain investment opportunities. The relevant Fund may perform differently to other funds, including underperforming funds that do not seek to screen investments in this way.
- Unscheduled rebalancing risk. Apart from scheduled rebalances, the index provider may carry out additional ad hoc rebalances to the Index in order for example, to correct an error in the selection of index constituents.

For further information on risks please see the "Risk Factors" section of the Prospectus on our website at <https://global.vanguard.com>

Charges

The charges you pay are used to pay the costs of running the Fund, including the costs of marketing and distributing it. These charges reduce the potential growth of your investment.

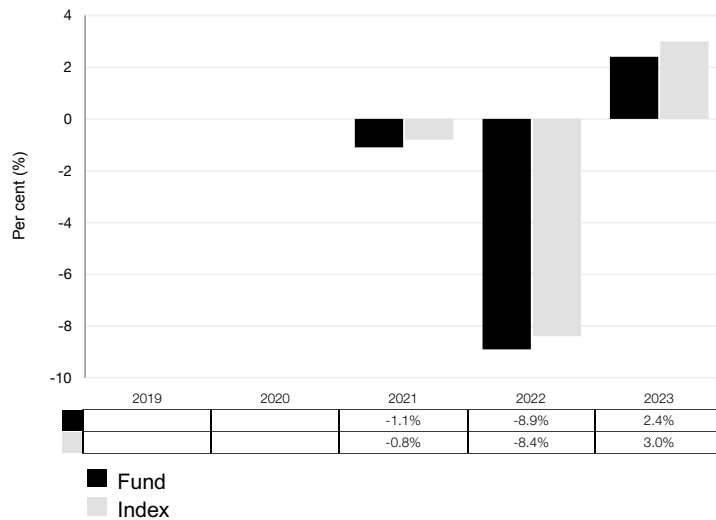
One-off charges taken before or after you invest	
Entry charge	None
Exit charge	None
This is the maximum that might be taken out of your money before it is invested / before the proceeds of your investment are paid out.	
Charges taken from the Fund over a year	
Ongoing charges	0.25%
Charges taken from the Fund under certain specific conditions	
Performance fee	None

The entry and exit charges shown are maximum figures and in some cases you might pay less. Investors can find out the actual entry and exit charges from their distributor and or adviser.

The ongoing charges figure is based on expenses for the year ended 31 December 2023. This figure may vary from year to year. It excludes portfolio transaction costs.

For further information about charges, please see the sections entitled "Buying Shares", "Redeeming Shares", "Fees and Expenses", Appendix 1, and the "Swing Pricing" section in Appendix 2 of the Prospectus on our website at <https://global.vanguard.com>

Past performance



- **Past performance:**
- **Is not a reliable indication of future performance.**
- Includes ongoing charges and the reinvestment of income. It excludes entry and exit fees.
- Has been calculated in GBP.
- Shares in the Fund were first issued in 2020.
- This share class was launched in 2020.

Practical information

- **Depositary:** Brown Brothers Harriman Trustee Services (Ireland) Limited.
- **Documents, prices of shares and further information:** You can obtain copies of the Prospectus and the latest annual and semi-annual report and accounts for Vanguard Investment Series plc ("VIS"), along with the latest published prices of shares and other practical information on the Fund from Vanguard Investment Series plc c/o Brown Brothers Harriman Fund Administration Services (Ireland) Limited, 30 Herbert Street, Dublin 2, D02 W329, Ireland or from our website at <https://global.vanguard.com>. These documents are available in English only. The documents are available in English and are free of charge.
- **Prices:** The last published prices of shares in the Fund are also available from the FT's website www.ft.com or <https://global.vanguard.com>
- **Tax:** VIS is subject to the tax laws of Ireland. Depending on your country of residence, this may have an impact on your personal tax position. You are recommended to consult your professional tax adviser.
- **Liability:** VGIL may be held liable solely on the basis of any statement contained in this document that is misleading, inaccurate or inconsistent with the relevant parts of the Prospectus for VIS.
- **Sub-funds:** VIS is an umbrella fund with a number of sub-funds. This document describes a sub-fund of VIS. The prospectus and periodic reports are prepared for the entire company.
- VIS is an umbrella Fund with segregated liability between sub-funds. This means that the holdings of the Fund are maintained separately under Irish law from holdings of other sub-funds of VF and your investment in the Fund will not be affected by any claims against any other sub-fund of VIS.
- **Shares:** You may exchange your shares in the Fund for shares in any other sub-fund of VIS. Details of switching are provided in the Prospectus.
- Information about other share classes offered by VIS can be found in the prospectus or from our website at <https://global.vanguard.com>.
- Further information on the Index Provider please see the Fund's prospectus.
- **Remuneration policy:** Details of VGIL's Remuneration Policy are available at <https://www.ie.vanguard/content/dam/intl/europe/documents/ch/en/ucits-v-remuneration-policy.pdf>, including: (a) a description of how remuneration and benefits are calculated; and (b) the identities of persons responsible for awarding remuneration and benefits. A paper copy of these details may be obtained, free of charge, on request from VGIL at 70 Sir John Rogerson's Quay, Dublin 2, Ireland.

Key Investor Information

This document provides you with key investor information about this Fund. It is not marketing material. The information is required by law to help you understand the nature and the risks of investing in this Fund. You are advised to read it so you can make an informed decision about whether to invest.

Stewart Investors Asia Pacific Sustainability Fund Class B (Accumulation) GBP



a sub-fund of First Sentier Investors ICVC (the Company)

ISIN GB00B0TY6V50

First Sentier Investors (UK) Funds Limited (trading as Stewart Investors), the authorised corporate director of the Company

Objectives and investment policy

Objective: The Fund aims to achieve capital growth over the long term (at least five years).

Policy: The Fund invests in shares of companies based in or where the majority of their activities take place in the Asia Pacific region excluding Japan and that are listed on exchanges worldwide.

The Fund invests in shares of high quality companies which are positioned to contribute to, and benefit from, sustainable development.

Investment decisions around high quality companies are based on three key points:

° Quality of management including integrity, attitude to environmental and social impacts, corporate management, long term performance and risk.

° Quality of the company including its social usefulness, their environmental impacts and efficiency and responsible business practices.

° Quality of the company's finances and their financial performance.

Sustainability is a key part of the approach.

The Fund may invest up to 10% in other funds.

The Fund will only use derivatives to reduce risk or to manage the Fund more efficiently in limited cases.

Strategy: The Manager's investment strategy is founded on the principle of stewardship, allocating capital to high quality companies with sound

growth prospects and strong management teams. The Manager's investment style is inherently long-term and conservative, seeking to buy and hold high quality companies that can deliver acceptable returns over the long-term (at least five years).

Benchmark: The Fund's performance is compared against the value of the MSCI AC Asia Pacific ex Japan Index.

The Fund's manager may use its discretion when deciding which investments should be held by the Fund.

The Fund is actively managed; investment of the Fund's assets is not constrained by the benchmark composition and the Fund's manager has discretion within the Fund's investment policy to invest in assets without regard to the benchmark.

Recommendation: This Fund may not be appropriate for investors who plan to withdraw their money within five years.

The Fund will not pay any income out; instead any income will be reflected in the value of your shares.

You can buy and sell shares in the Fund on any business day. As long as we receive your instruction before 12 noon (UK time), shares will be bought and sold at that day's price.

Risk and reward profile



- The synthetic risk reward indicator (the SRRI) rating is not a measure of the risk of you losing the entire value of your investment but describes how much the value of the share class has gone up and down in the past. Where a share class has not yet launched, the SRRI is calculated using representative data.
- The SRRI rating is based on historical data which may not be a reliable indication of the future risks and rewards of the share class.
- We cannot guarantee that the rating of the share class will remain the same; it may change over time.
- Even the lowest rating 1 does not mean a risk free investment.
- On a scale of 1 (less risky) to 7 (more risky), this share class has a rating of 5 due to its past performance (or representative data) and the nature of its investments.
- Categories 1-2 indicate a low level of historical fluctuations, 3-5 a medium level, and 6-7 a high level.

- Risk is taken in order to make a higher potential return; the more risk a fund takes, the higher the potential return but the greater the risk of loss.
 - The value of the Fund and its return is not guaranteed and may fall as well as rise. You may get back significantly less than you originally invested. Material risks not adequately captured by the SRRI:
 - **Emerging market risk:** Emerging markets tend to be more sensitive to economic and political conditions than developed markets. Other factors include greater liquidity risk, restrictions on investment or transfer of assets, failed/delayed settlement and difficulties valuing securities.
 - **Currency risk:** the Fund invests in assets which are denominated in other currencies; changes in exchange rates will affect the value of the Fund and could create losses. Currency control decisions made by governments could affect the value of the Fund's investments and could cause the Fund to defer or suspend redemptions of its shares.
 - **Single country / specific region risk:** investing in a single country or specific region may be riskier than investing in a number of different countries or regions. Investing in a larger number of countries or regions helps spread risk.
- For further information on risks, please refer to the Risk Factors section in the Company's prospectus.

Charges for this Fund

The charges are used to pay the costs of running the Fund, including the costs of marketing and distributing it. These charges reduce the potential growth of your investment.

One-off charges taken before or after you invest

Entry charge	4.00%
Exit charge	N/A

This is the maximum that might be taken out of your money before it is invested.

Charges taken from the fund over a year

Ongoing charge	0.93%
----------------	-------

Charges taken from the fund under certain specific conditions

Performance fee	N/A
-----------------	-----

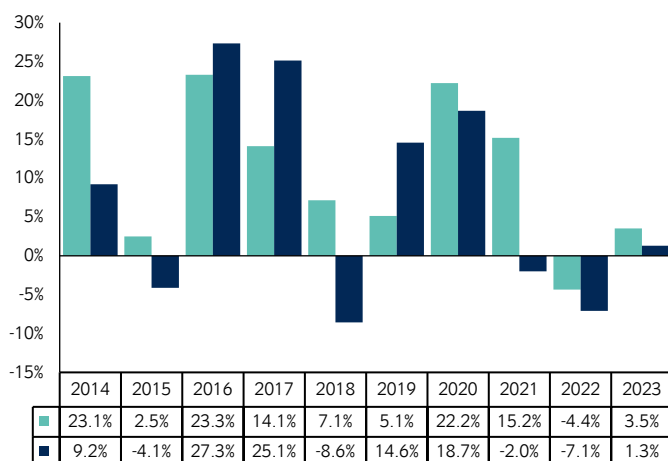
The entry and exit charges shown are the maximum you will need to pay. In some cases you might pay less - you can find out the actual entry and exit charges from your financial adviser.

The ongoing charge is based on expenses for the year ending July 2023. It may vary from year to year. It excludes portfolio transaction costs which are paid from assets of the Fund and performance fees, if any.

There are fees for switching between sub-funds. The fee for switching into the Fund is 0.5%.

Further information can be found in the Buying, Selling and Switching Shares section of the Company's prospectus.

Past performance



Past performance is not a reliable guide to future performance. The past performance shown here includes fees, any reinvested income and tax.

The Fund launched on 19 December 2005.

The Share Class launched on 19 December 2005. The past performance of the Share Class is calculated in GBP.

The past performance of the benchmark is calculated in GBP

■ Stewart Investors Asia Pacific Sustainability Fund Class B (Accumulation) GBP

■ MSCI AC Asia Pacific ex Japan Net Index (GBP)

Practical information

Depository: The Bank of New York Mellon (International) Limited

Further information: The Fund forms part of the First Sentier Investors ICVC (the Company). The prospectus, annual and semi-annual reports of the Company as a whole are available free of charge on [firstsentierinvestors.com](https://www.firstsentierinvestors.com) or by contacting First Sentier Investors, PO Box 404, Darlington, DL1 9UZ. All documents are available in English.

Other practical information: The Fund's share price and other information about the Fund is available at [firstsentierinvestors.com](https://www.firstsentierinvestors.com). The prospectus, annual and semi-annual reports contain information about all of the sub-funds and share classes of the Company.

Tax legislation: The Fund is subject to UK tax laws. This may have an impact on your personal tax position. For further details, please speak to your tax adviser.

Liability statement: First Sentier Investors (UK) Funds Limited (as management company) may be held liable solely on the basis of any statement contained in this document that is misleading, inaccurate or inconsistent with the relevant parts of the prospectus for the Company.

Fund information: Each sub-fund of the Company is responsible for meeting its own debts. The sub-funds are segregated by law. This means that investments of the Fund cannot be used to pay the debts of the other sub-funds.

You can exchange shares in the Fund for shares in another sub-fund, which is called switching. There may be a charge for switching, as indicated above in 'Charges for this Fund'.

Remuneration: Information on the current remuneration policy of First Sentier Investors (UK) Funds Limited, including a description of how remuneration and benefits are calculated and the identity of persons responsible for awarding the remuneration and benefits, is available at [firstsentierinvestors.com](https://www.firstsentierinvestors.com). A paper copy of this information is available free of charge upon request from First Sentier Investors, PO Box 404, Darlington, DL1 9UZ.